

**LVMTA Theory Exam LEVEL 3**

1997

Student \_\_\_\_\_

Teacher \_\_\_\_\_

Score (100 pts) \_\_\_\_\_

**NOTATION**

1. Name the following NOTES. (16 pts)

EX: G C F B D E A A F D

EX: C F G C C G B D E A

2. Draw the following NOTES and RESTS. (8 pts)

EX: One quarter note		EX: Half rest	
a. Two sixteenth notes		e. Whole rest	
b. Eighth note triplets		f. Sixteenth rest	
c. Dotted quarter note		g. Quarter rest	
d. Half note		h. Eighth rest	

**Intervals**

1. Name the following INTERVALS. (6 pts)

EX: P 5th M 3rd P 5 1/2 M 2nd P 5 1/2 M 3rd P 8 1/2

2. Draw the HARMONIC INTERVAL above the given notes. (3 pts)

EX: Perf 8th Perf 5th Maj 3rd Maj 2nd

3. Draw the MELODIC INTERVAL. (3 pts)

EX: Maj 2nd Perf Prime Perf 4th Maj 6th

**KEY SIGNATURES**

1. Name the MINOR keys. (2 pts.)

2. Draw the KEY SIGNATURES for these keys. (2 pts)

**SCALES and CHORDS**

1. On the staff below, draw the MINOR Triad in root position. (2 pts)

2. Circle the FORM of each E MINOR scale below. (3 pts)

3. Write the correct ROMAN NUMERAL and LETTER NAME for each chord below. (4 pts)

**Level 3 p. 3**

**SCALES and CHORDS (cont.)**

4. Draw the MAJOR SCALES and their TONIC (I) TRIADS. Use whole notes, one note per measure. Draw necessary accidentals BEFORE the notes. (18 pts)

D Major Tonic triad

A Major Tonic triad

**RHYTHM**

1. Choosing from 2/4, 3/4, 4/4, 6/8, 3/8, or 2/2, write the time signature for the rhythm patterns below. (3 pts)

EX:

2. Count the beats in each measure. (4 pts)

EX: 1 2 3 4 1 2 3 4 5 6 1 2 1 2 3 4 1 2 3

3. Music Math: Add the notes and rests. EX:  $\text{quarter} + \text{quarter} = \text{rest}$  (4 pts)

a.  $\text{quarter} + \text{quarter} = \underline{\text{half}}$  note

c.  $\text{quarter} + \text{quarter} = \underline{\text{half}}$  rest

b.  $\text{quarter} + \text{quarter} = \underline{\text{half}}$  rest

d.  $\text{quarter} + \text{quarter} + \text{quarter} = \underline{\text{half}}$  note

**EAR TRAINING**

1. You will hear scales, triads, and intervals as listed below. Number them in the order you hear them. (7 pts)

Scales 2 Major 1 Harmonic minor

Triads 1 Major 2 Minor

Intervals 3 2nd 1 5th 2 8th (octave)

Level 3 p. 4

EAR TRAINING (cont.)

2. Is the rhythm pattern you hear the **Same** or **Different** from the one you see on your paper. Write **S** for the same or **D** for different. (2 pts)


EX: **S** 

**D** 

**S** 

Notation Correction

You will hear some notes and rhythm that are different from those on your paper. Circle the incorrect note(s) or rhythm. Mark the notes with "N" and rhythm with "R". (4 pts)



VOCABULARY HISTORY FORM





Match the MUSICAL TERM with the definition. (9 pts)

- EX: g Dolce  
d Baroque  
e Arco  
a Simile  
c Vivace  
b Contemporary  
i Allegretto  
j Binary form  
h Romantic  
f Pizzicato

- a. As or like  
 b. 1900 - present  
 c. Lively  
 d. 1600-1750  
 e. Use the bow  
 f. Pluck the violin string  
 g. Sweetly  
 h. 1825-1900  
 i. A little slower than Allegro  
 j. A B or 2- part form

Music Symbols

Draw these music symbols. (4 pts)

1. Cut time   
 2. Crescendo   
 3. Accent   
 4. Common time 

# Level 3 Ear Training

## Examiner's Guide

1997

### Scales

Say: You will hear the two scales listed on your paper. Number them (1, 2) in the order you hear them.

(Play each scale 2 times, pausing inbetween.)



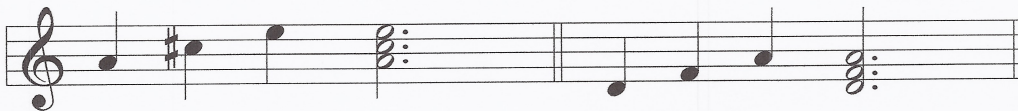
1. A harmonic minor

2. E Major

### Triads

Say: You will hear a major or a minor triad. Number them (1, 2) in the order you hear them.

(Play each chord broken and blocked 2 times, pausing inbetween.)



1. A Major

2. D minor

### Intervals

Say: You will hear the intervals listed on your paper (2nd, 5th, 8th (oct)). Number them 1, 2, 3 in the order you hear them. (Play each interval 2 times, pausing inbetween.)



1. 5th

2. 8th (oct)

3. 2nd

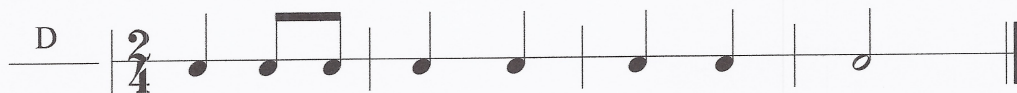
### Rhythm

(Play the following example and explain if the rhythm is the same or different from the example.)



Say: Is the rhythm pattern you hear the **Same** or **Different** from the one on your paper.

Write **S** for the same or **D** for different.



### Level 3 Ear Training Guide p. 2

#### Notation Correction

Say: You will hear a melody with some notes and rhythm DIFFERENT from what you see on your paper.  
Circle those notes or rhythm. Mark the notes with N and the rhythm with R.  
(Play the melody 3 times, pausing inbetween.)



A musical staff in 3/4 time with a key signature of one flat (B-flat). The melody consists of the following notes and rhythms: a dotted quarter note (circled), an eighth note, a quarter note, a dotted quarter note (circled), an eighth note, a quarter note (circled), a dotted quarter note (circled), and a quarter note. Below the staff, the letters 'R' and 'N' are placed under the circled notes. The first circled note has an 'R' below it, the second circled note has an 'N', the third circled note has an 'R', and the fourth circled note has an 'N'.