LVMTA Theory Exam LEVEL 2

1997

Student _____

Teacher _____

Score (100 pts) _____

NOTATION

1. On the staff below, draw a GRAND STAFF, using a BRACE, BARLINE, TREBLE CLEF SIGN, BASS CLEF SIGN, and DOUBLE BARLINE. Then name the notes. (16 pts)



EX: G _____ _____ _____ _____ _____ _____ _____ _____

EX: C _____ _____ _____ _____ _____ _____ _____ _____

2. Finish drawing the notes by FILLING IN NOTEHEADS (if necessary) and ADDING STEMS. (8 pts)



EX: quarter 2 eighths half quarter eighth

3. Draw a note which is:

ONE WHOLE STEP HIGHER

ONE HALF STEP LOWER



EX: EX:

Key Signatures

4. Name the following KEY SIGNATURES. (2 pts)



EX. D _____ _____

5. Draw the following KEY SIGNATURES. (4 pts)



EX: G Major F Major C Major G Major F Major

Intervals

6. Name the HARMONIC INTERVALS and draw the MELODIC INTERVALS. (6 pts)



EX: 4th _____ _____ _____ EX: 2nd 3rd 4th 5th

SCALES and CHORDS

1. Draw the F MAJOR SCALE and its TONIC TRIAD. Use whole notes, one note per measure. (9 pts).

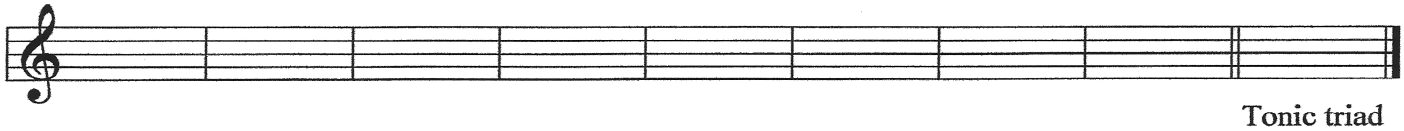

Tonic triad

2. Write the LETTERS to complete the MAJOR TRIADS. (4 pts)

EX: A C# E D _____ _____ E _____ _____

3. Write the correct ROMAN NUMERAL for each of the chords below. (6 pts)



EX: I V7 _____ _____ _____ _____ _____ _____

RHYTHM

1. Write the counts in each measure. (12 pts)

Ex: 1 2 3 1 2 3 1 2 & 3 1 2 3

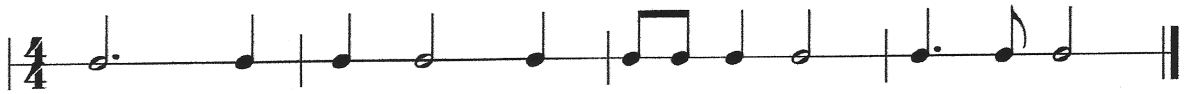

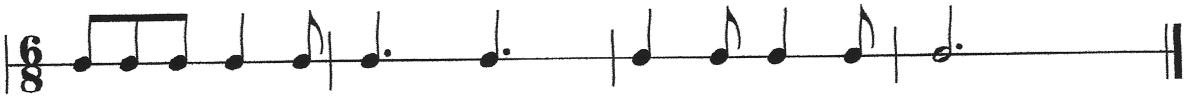

RHYTHM (cont.)

ADD the following time values. (2 pts)

EX: = 3 beats

= _____ beats

= _____ beats

EAR TRAINING

1. You will hear 2 notes. Is the second note a SKIP or a STEP? Circle what you hear played. (4 pts)

EX: STEP (SKIP) a. STEP SKIP b. STEP SKIP c. STEP SKIP d. STEP SKIP

2. Are the following intervals HARMONIC or MELODIC? Write **H** for Harmonic and **M** for Melodic. (4 pts)

EX: H a. _____ b. _____ c. _____ d. _____

3. Is the rhythm pattern you hear the SAME or DIFFERENT from the one on your paper. Write **S** for Same or **D** for Different. (4 pts)

EX: S

a. _____

b. _____

c. _____

d. _____

Level 2 Ear Training
Examiner's Guide

1997

STEPS / SKIPS

Say: You will hear 2 notes. Is the second note a skip or a step from the first note. Circle what you hear played. (Play each group of notes 2 times, pausing in between. Always explain the example first.)



EX: Step (Skip) a. (Step) b. (Step) c. (Skip) d (Step)

HARMONIC / MELODIC INTERVALS

Say: You will hear Harmonic or Melodic intervals. Write **H** for Harmonic and **M** for Melodic.
(Play each interval 2 times, pausing in between. Always explain the example first.)



EX: H a. M b. H c. M d. H

SAME / DIFFERENT RHYTHMS

Say: Is the rhythm you hear the SAME or DIFFERENT from the one on your paper. Write **S** for Same and **D** for Different. You might find it helpful to tap as you listen to the rhythm.
(Tap a measure to set the tempo. Accent the first beat of each measure. Play each rhythm 2 times, pausing in between. Always explain the example first.)



EX: S

a. D

b. S

c. S

d. D