

LVMTA Theory Exam Level 5

1997

Student _____

Teacher _____

Score (100) _____

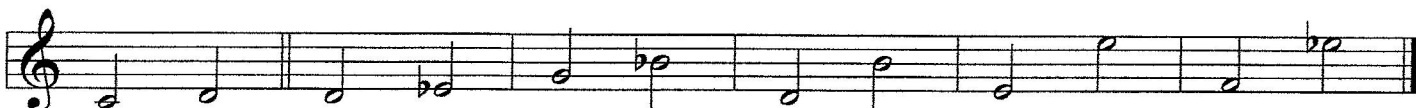
NOTATION

1. Draw a DOUBLE SHARP before all "C's" and a DOUBLE FLAT before all "B's". (5 pts)




Intervals

1. Identify the QUALITY and SIZE of the intervals. (5 pts)



EX: Maj 2 _____

2. Draw the INTERVAL above the given note. (5 pts)



EX: min 3 Perf 4 min 6 Maj 7 Maj 2 min 7


Key Signatures

1. Name each KEY SIGNATURE as a MINOR key. (3 pts)



EX: e minor _____


2. Draw the KEY SIGNATURES for these keys. (3 pts)



EX: F Major Ab Major Bb Major Eb Major

SCALES and CHORDS

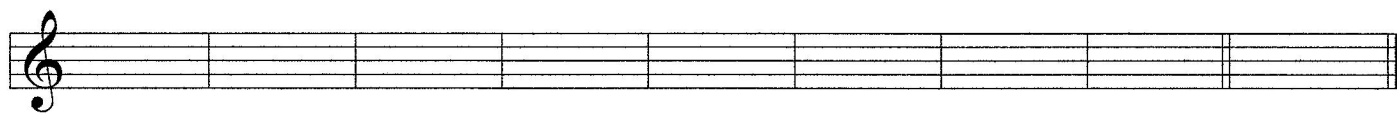
1. Identify the TRIAD and position of the triad - ROOT, 1st INVERSION, or 2nd INVERSION. (6 pts)



EX: C Maj _____


1st inv. _____

2. Draw the SCALES and their TONIC TRIADS. Use whole notes, one note per measure. Place necessary accidentals BEFORE the notes. (7 pts)



Bb Major

Tonic triad



Ab Major

Tonic triad

3. Identify the CHORDS with both a Roman numeral and a letter name. (6 pts)



EX: I _____

G _____

4. Name each TRIAD with a letter and give its quality. (4 pts)



EX: a minor _____

RHYTHM

1. Write the correct TIME SIGNATURE in the box. Choose from 3/4 4/4 3/2 6/8 9/8. (2 pts)




Level 5 p. 3

RHYTHM (cont.)

2. Draw ONE (1) note to equal the groups of notes. (3 pts)



EX: _____

3. Draw NOTES and/or RESTS to complete the measures. Use . (4 pts)



EX: _____

EAR TRAINING

1. You will hear the SCALES, CHORDS, and INTERVALS listed below. Number them (1, 2, 3, etc) in the order you hear them. (17 pts)

Scales _____ Major _____ Natural minor _____ Harmonic minor

_____ Melodic minor _____ Chromatic

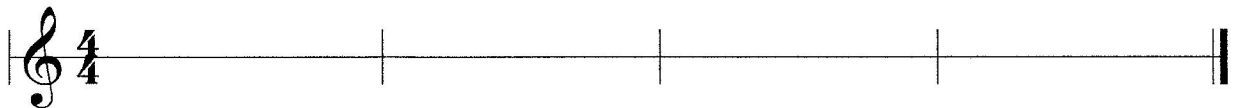
Chords _____ Major _____ Minor _____ Diminished _____ Augmented

Intervals (1) _____ Maj 2nd _____ Maj 3rd _____ Perf 4th _____ Perf 5th

(2) _____ Perf 5th _____ Maj 6th _____ Maj 7th _____ Perf 8th


Rhythmic Dictation

2. Draw notes in the rhythm as played by the examiner. (4 pts)



Melodic Dictation

3. Draw the NOTES as played by the examiner. (4 pts)



VOCABULARY

Write the LETTER of the definition beside each word. (8 pts)

- | | |
|---------------------|--|
| ___ c. ___ Con moto | a. Faster |
| _____ Presto | b. Gracefully |
| _____ Enharmonic | c. With motion |
| _____ Piu mosso | d. Lightly |
| _____ Woodwinds | e. Different spelling of the same pitch |
| _____ Leggiero | f. Majestically |
| _____ Allargando | g. Instruments with a series of holes either being opened or closed and air or wind produces the sound |
| _____ Maestoso | h. Very fast |
| _____ Grazioso | i. Gradually slowing down |

HISTORY

Fill in the blank with the NATIONALITY and PERIOD for each composer. (10 pts)

1. Having been trained by his famous father, C P E Bach helped develop the transition from the _____ to the _____ period.
2. The greatest genius in music history, Wolfgang Amadeus Mozart was born in _____ in 1756, which was the _____ period.
3. Frederic Chopin, a very well-known composer of many types of piano pieces, was born in _____ in 1810. His music belongs to the _____ period.
4. Edward Grieg, a native of _____ had a great interest in folk music which is reflected in his _____ (*period*) works.
5. Using driving and exciting rhythms from native folk music, Bela Bartok of _____ is an important _____ (*period*) composer.
6. Well known student violin concertos were written by the German composer _____.

FORM

Choose from these forms to complete the blanks. (5 pts)

Prelude Waltz Nocturne Invention Mazurka

1. An _____ is a keyboard piece in imitative style such as those composed by Bach.
2. Music designed to be played as an introduction is called a _____.
3. A _____ is a Polish folk dance in triple meter.
4. A Romantic composition for piano describing "nighttime" is known as a _____.
5. A dance in moderate 3/4 time is a _____.

Level 5 Ear Training

Examiner's Guide

1997 Practice test


Scales

You will hear the scales listed on your paper. Number them in the order you hear them.




1. E Melodic minor

2. G Natural minor



3. B Major

4. D harmonic minor



5. Chromatic

Chords

You will hear the chords listed on your paper (Major, minor, Augmented, diminished). Number them in the order you hear them.



1. D dim

2. Bb Major

3. D Aug

4. A minor

Intervals

You will hear the intervals listed on your paper. Number them in the order you hear them.

(Set 1)




1. Maj 3rd

2. Perf 5th

3. Maj 2nd

4. Perf 4th

(Set 2)



1. Perf 5th

2. Maj 7th

3. Perf 8th

4. Maj 6th

Rhythmic Dictation

Complete the measures with the rhythm you hear.



Melodic Dictation

Complete the measures with the notes and rhythm you hear.

