

WELCOME

DAY 16/100

YOUTUBE MASTERY DAY 2

DATE: July 19, 2020, SUNDAY

TIME: 07:00 PM (AST)

LIVE FROM DOHA, QATAR

YOUTUBE BUSINESS MODEL

ADVERTISING
MODEL



MONETIZATION

SUBSCRIPTION
MODEL



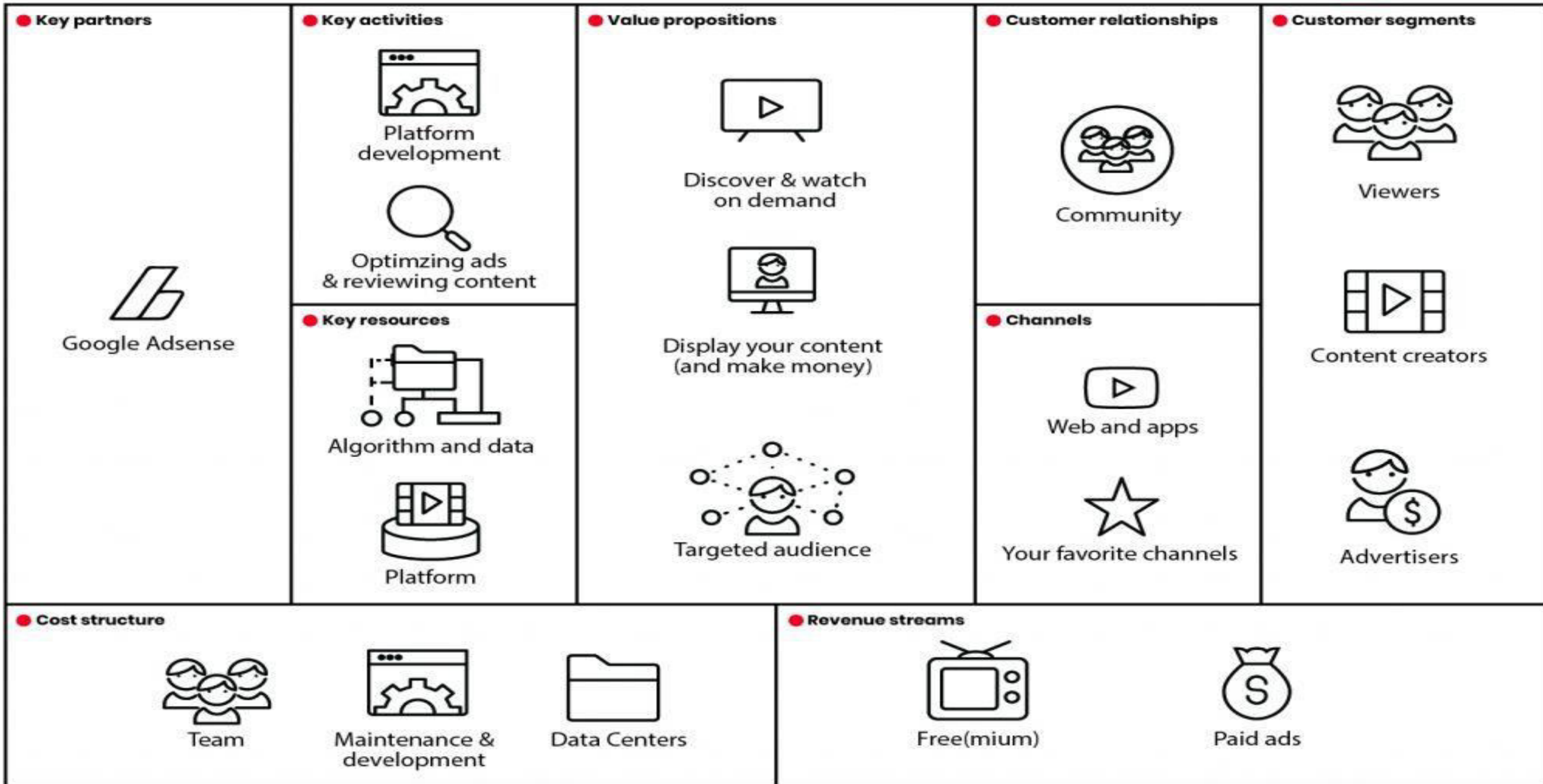
Original

Premium

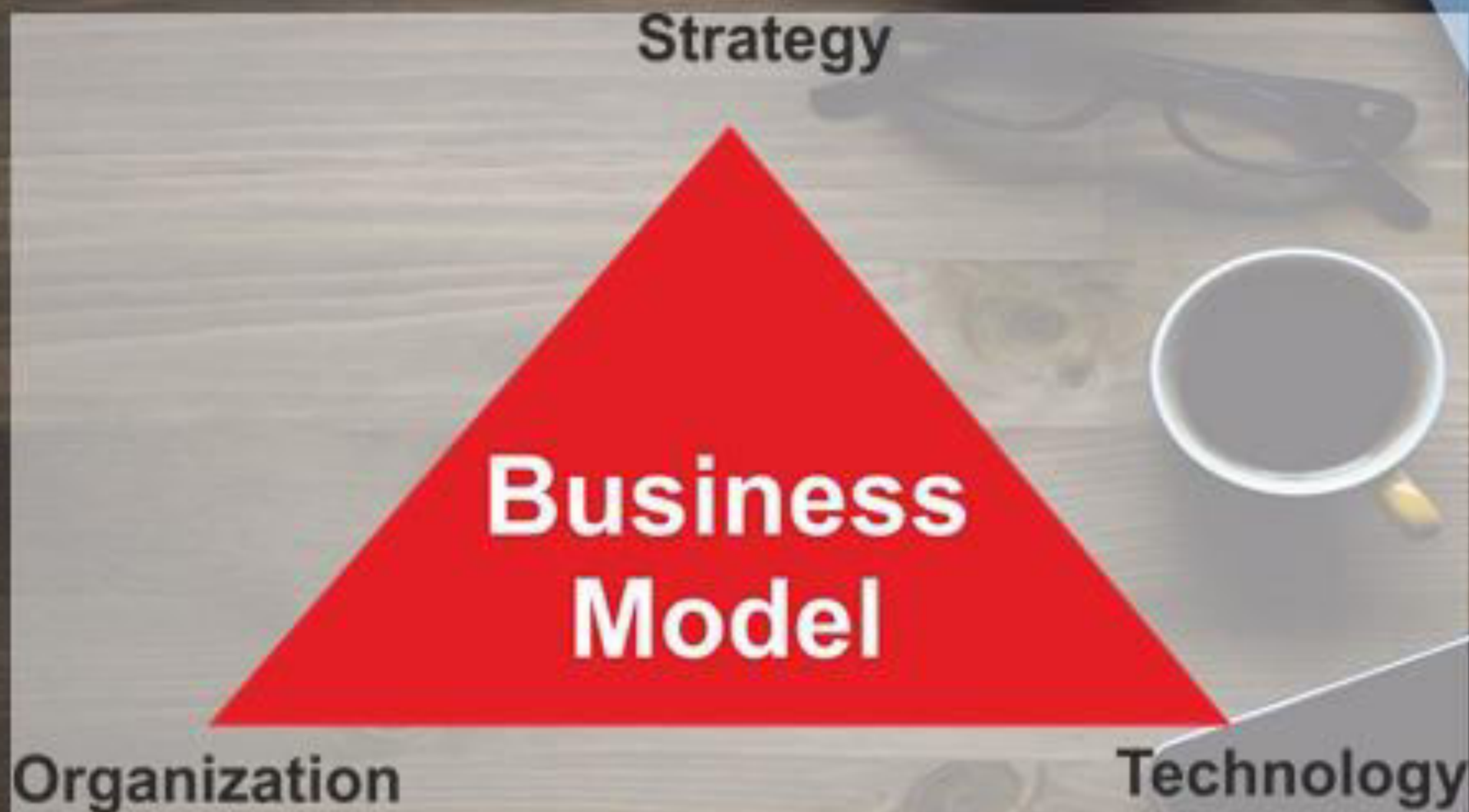
Music

Kids

TV



Your Internet Business Model



ADVERTISER

**YOUTUBE
BUSINESS
MODEL**

**CONTENT
CREATOR**

VIEWER



**HOW DOES YOUTUBE PAY
YOU MONEY?**


**A PLATFORM
WITH THE
GOAL OF
MAKING
MONEY**



YouTube



YOUTUBE



VIEWERS



CREATORS


(You)



ADVERTISERS



YOUTUBE



VIEWERS



CREATORS




(You)



ADVERTISERS



YOUTUBE



VIEWERS



CREATORS




(You)



ADVERTISERS



YOUTUBE



VIEWERS



VIEWERS VIEW
THE VIDEO
WITH ADS



CREATORS


(You)




ADVERTISERS



YOUTUBE



VIEWERS



CREATORS

(You)



ADVERTISERS






45%
YOUTUBE




100%



55%



VIEWERS



CREATORS

(You)




ADVERTISERS



YOUTUBE

**WHO PAYS THE
ADVERTISERS?**



VIEWERS



CREATORS

(You)





ADVERTISERS



YOUTUBE

**VIEWERS PAY THE
ADVERTISERS**



VIEWERS



CREATORS

(You)



ADVERTISERS

HOW?





**You get *55% of Profits* because you are
the **MOST VALUABLE** Person on the
Platform!**



***Old method of making money on
YouTube- SUBSCRIPTION MODEL***

New method of making money on YouTube and getting passive income



*WITHOUT HAVING TO BE ON CAMERA, EDIT A
SINGLE VIDEO, OR BE GOOD AT TECH*



**Youtube
Views**

***New method of
making money on
YouTube-***
**YOUTUBE VIEWS
MODEL**

OLD METHOD

You create
video, people
subscribe and
YouTube pays
you money

NEW METHOD

Get automated
YouTube
channel, people
view your videos
and YouTube
pays you money

Once you get a YouTube channel fully automated, it becomes a source of your actual passive income

MONEY GENERATED IS 3x MORE IN THIS NEW METHOD



**EVERY VIDEO YOU
UPLOAD IS A REAL ASSET**



IS THIS HOW MOST PEOPLE THINK YOUTUBE WORKS?



**YOUTUBE VIDEOS ARE ASSETS
THAT DO NOT DIE**

When someone watches your video

YOU GET PAID

And it doesn't matter when



\$\$\$\$\$

**4 YEARS FROM THE UPLOAD
DATE OF THE VIDEO**

**YOUTUBE ISN'T JUST A STREAM
OF INCOME**

**YOUTUBE CHANNELS AREN'T
JUST A STREAM OF INCOME**

**EVERY VIDEO YOU UPLOAD
IS A STREAM OF INCOME!**



\$



\$



\$



\$



\$

**INCOME FROM
THE SAME VIDEO
KEEPS GROWING
AS TIME PASSES..**

**ONLY BY PEOPLE
VIEWING YOUR
VIDEO**

**EVERY VIDEO YOU UPLOAD
IS A STREAM OF INCOME!**

**AND EVERY CHANNEL YOU
START IS A RIVER OF INCOME!**



\$



\$



\$



\$



\$

People don't watch just one video only





\$



\$



\$



\$



\$

People don't watch just one video only





\$



\$



\$



\$



\$

People don't watch just one video only

**THIS METHOD WITH
AUTOMATED YOUTUBE IS SAME
AS REAL ESTATE BUSINESS,
BUT WITHOUT THE UPFRONT
COST!**



AUTOMATED **YOUTUBE CHANNEL IS THE REAL
ESTATE OF THE INTERNET!**



A black smartphone is positioned diagonally across the frame. The screen of the phone is white and displays the YouTube logo in its characteristic red and white colors. The phone is placed on a surface covered with numerous US one hundred dollar bills, which are slightly out of focus. The overall composition suggests a connection between digital platforms and financial gain.

**55% of Profits from
a Platform...**



You

Tube

**That is growing
Twice as fast as
FACEBOOK**



You

Tube

**Where 5,000,000,000
videos are watched
everyday on YouTube**



You

Tube

**Where 1.83 Trillion
video are watched
every Year (and
growing)**

The background of the image consists of numerous US dollar bills, primarily \$100 bills, fanned out in a circular pattern. The bills are slightly blurred, creating a sense of depth and abundance. The colors are primarily green and white, with some blue and gold accents from the bills' design.

You

Tube

**That has 1.8
Billion monthly
active users**



You

Tube

**That paid out an estimated
6 Billion USD to creators
just last year alone...
people just like you who
upload YouTube videos**

THE BEST PART!

YOUTUBE DOESN'T CARE...

WHERE YOU
ARE FROM

WHAT YOUR
ETHNICITY IS

IF YOU HAVE A
COLLEGE
DEGREE

ABOUT YOUR
AGE (YOUNG OR
OLD)

IF YOUR
PARENTS ARE
RICH



ALL YOUTUBE CARES
ABOUT IS THAT PEOPLE
WATCH YOUR VIDEOS! AND
WHEN THEY DO,
YOU GET PAID!!!

**YOUTUBE IS AN
OPPORTUNITY
FOR
EVERYONE!!!**



**I LIKE YOUTUBE
BECAUSE IT HAS
A MAGIC BUTTON**



M



MONETIZATION



**MAGIC
BUTTON**

MONETIZATION requires
mainly 2 things:

- ✓ **1,000+ Subscribers**
- ✓ **4,000+ Hours of Watch Time**




Monetization

Become a partner through monetization by displaying ads on your videos. [Learn more](#)

Eligible




The Catch is that YouTube will not pay you unless you have Monetization turned ON



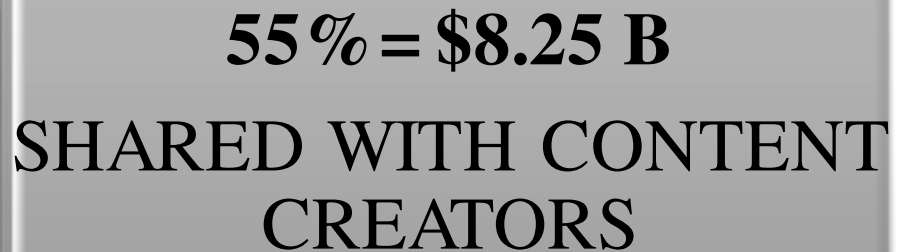
**YOUTUBE
EARNED A
TOTAL OF
\$15 BILLION IN
2019
THROUGH
ADVERTISING**



\$15 BILLION



**45% = \$6.75 B
WITH GOOGLE**



**55% = \$8.25 B
SHARED WITH CONTENT
CREATORS**



**You get *55% of Profits* because you are
the **MOST VALUABLE** Person on the
Platform!**



CPM- COST PER MILLE

(REVENUE GENERATED PER 1000 VIEWS)

RANGE FROM \$1 TO \$10



**CREATORS GET
55% CUT FROM
THE CPM**

**THAT CUT
RECEIVED BY
CREATORS IS THE
RPM**

RPM- REVENUE PER MILLE

(1000 VIEWS)

RANGE FROM \$0.6 TO \$5



CPM AND RPM

**CPM- COST PER
MILLE (1000 VIEWS)**

\$1 TO \$10

**RPM- REVENUE PER
MILLE (1000 VIEWS)**

\$0.6 TO \$5

*** RPM IS BASED ON THE 55% SHARE THAT YOUTUBERS
GET OUT OF THE TOTAL YOUTUBE REVENUE**



**AVERAGE CPM:
\$6 TO \$8**

**AVERAGE RPM
\$3.3 TO \$4.4**



You'll earn CPM for any ad that is viewed in its entirety or first 30 seconds or any ad that is clicked on.



A skipped ad will not earn you CPM.

Forbes

Forbes also estimates that for top talent, a YouTuber can make about \$5 for every 1,000 video views.

The background of the image features stacks of US dollar bills and various US coins, including pennies, nickels, and quarters, scattered across the surface. The lighting is warm, highlighting the textures of the paper and metal.

HOW TO GET HIGHER CPM

Advertisers pay CPM for your videos based on the clicks and impressions in your video, a.k.a Click Through Rate (CTR)



CLICK THROUGH RATE (CTR)

Click through rate is the number of clicks, divided by the number of impressions (or how many times your thumbnail is seen on YouTube).



WHAT IS A YOUTUBE THUMBNAIL?

YouTube thumbnails are reduced-size versions of pictures or videos, used to help in recognizing users a preview of web content



Added Thoughts to My Point of View on Homeownership

130K views • 1 month ago
CC



5 Business Tips in Five Minutes

84K views • 1 month ago
CC



Money Can't Buy Happiness | DailyVee 533

55K views • 1 month ago
CC



Who Decides the Definition of Success?

53K views • 1 month ago
CC




Are Super Bowl Commercials Worth the Price? | Knotch x...

26K views • 1 month ago
CC



Why You Should Speak Your Truth | Meeting with Quinn...

51K views • 1 month ago
CC



Breaking the Mental Health Stigma | Interview With...

67K views • 1 month ago
CC



The Best Way to Do Instagram Marketing

211K views • 1 month ago
CC



Breaking Ankles in Atlanta | DailyVee 532

46K views • 1 month ago
CC



4 HOURS OF MY BIGGEST PLAYS FROM SUPER BOWL...

42K views • 1 month ago
CC



The Modern Day Robin Hood | Cannonball Moments...

63K views • 1 month ago
CC



The Rise of Audio Branding | DailyVee 530

45K views • 1 month ago
CC



Watch This If You're Having a Bad Day | DailyVee 529

80K views • 1 month ago
CC



How to Find Happiness | Gary Vaynerchuk Original Film

107K views • 1 month ago
CC



Watch This If You "Fake It" for Instagram | DailyVee 528

58K views • 1 month ago
CC

HOW TO MAKE A CUSTOM THUMBNAIL



*There many software's for you to create
YouTube thumbnail.*



**There many software's for you to create
YouTube thumbnail**

You can go and check www.canva.com to create thumbnails.

The image shows the Canva website interface. At the top, there is a navigation bar with the Canva logo on the left, followed by links for Home, Templates, Discover, Learn, and Pricing. On the right side of the navigation bar, there are icons for help and settings, and a prominent blue button labeled "Create a design".

Below the navigation bar, a sidebar on the left lists several options: "Recommended for you", "All your designs", "Brand Kit", "Create a team", "All your folders", and "Trash".

The main content area features a large green banner with the text "Design anything." and a search bar. The search bar contains the text "try 'Logo'", and a dropdown menu is open below it, displaying a list of suggested design types: "Presentation", "Facebook Post", "Poster", "Facebook Cover", and "Instagram Post".

At the bottom of the page, there is a section titled "Create a design" with sub-categories for "Recommended" and "Social Media".

Canva is a graphic design platform that allows users to create social media graphics, presentations, posters and other visual content.



It is available on web and mobile, and integrates millions of images, fonts, templates and illustrations.





CLICK THROUGH RATE (CTR)

$$\text{CTR} = \frac{\text{No. of clicks on your video}}{\text{No. of impressions}} \times 100$$

For example, if your thumbnail is seen (impression) 1,000 times on YouTube and 100 people click on it, that's a click through rate of 10%.

EXAMPLE:

A wooden sign with the text "10%" cut into it. The sign is rectangular with rounded corners and a light-colored wood grain. The text "10%" is cut out of the wood, showing a darker wood grain underneath. The sign is set against a dark red, vertically-grained wood background.

10%

EXAMPLE: CTR

=100 clicks / 1000 impressions
= 0.1 x 100%
=10%

A wooden sign with the text "10%" carved into it, set against a dark red wood grain background. The sign is rectangular with rounded corners and a light-colored wood grain. The text "10%" is carved in a dark red color, matching the background. The sign is positioned in the bottom right corner of the image.


10%



YouTube** have an impressions click through rate that can range between **2% and 10%



**YouTube also uses CTR as a
ranking signal**

The image is a composite graphic. At the top, a tablet displays search results with a red 'What to' button and a 'Details' link. Below this, a black banner contains the text 'HIGHER CTR = HIGHER RANK = MORE VIEWS = HIGHER REVENUE' in white, bold, serif font. At the bottom, a laptop keyboard is shown with a smartphone placed on it, displaying a large red YouTube play button icon. The overall theme is digital marketing and online content performance.

**HIGHER CTR = HIGHER RANK =
MORE VIEWS = HIGHER REVENUE**

A person wearing a blue suit is working at a desk. They are using a laptop and a calculator. The desk also has a pair of glasses and some papers. The background is slightly blurred, showing a desk lamp and other office items.

SAMPLE CALCULATION

*** SUBJECTED TO OTHER FACTORS**



**NUMBER OF
IMPRESSIONS=
1,000,000**

**NUMBER OF
VIEWS=
70,000**

CTR= 7%

**WITH 7% CTR, AN
EDUCATIONAL
VIDEO CAN GET
UP TO **CPM OF \$8****

**CPM FOR
70,000 VIEWS=
\$560**





**RPM FOR
70,000 VIEWS:**

**55% OF THE
CPM= \$308**



**WITH 70,000 VIEWS, A YOUTUBER
CAN GET **\$308** THROUGH CPM**

STEPS TO CHECK YOUR CTR

YouTube





STEP

01:

- Home
- Trending
- Subscriptions
- Library
- History
- Your videos
- Watch later
- Liked videos

- SUBSCRIPTIONS
- TheYachtGuy Official
 - Associated Press
 - The Young Turks
 - SYED MUHAMMAD F...
 - CNN
 - BBC News

Search

- All recommendations
- Comedy
- Yachts
- WordPress
- Google Account
- Cooking
- Pixels
- Stock markets




Recommended

**LOG IN TO
YOUR ACCOUNT**

 **Asheghar Digimentors**
admqatar2030@gmail.com
[Manage your Google Account](#)

- Your channel
- Paid memberships
- YouTube Studio
- Switch account
- Sign out
- Dark theme: Off
- Language: English
- Location: Qatar
- Settings
- Your data in YouTube
- Help
- Send feedback
- Keyboard shortcuts
- Restricted Mode: Off

Recommended

-  Ubaid Ibrahim 2.0
40K views • 53 minutes ago
-  Shelby Church
8M views • 1 year ago
-  **TYT** OREGON TELLS TRUMP'S GOONS TO LEAVE
Oregon Governor To Trump's Police Force: GET OUT
The Young Turks
154K views • 9 hours ago




STEP

02:

- Home
- Trending
- Subscriptions
- Library
- History
- Your videos
- Watch later
- Liked videos

Search

All recommendations Comedy Yachts WordPress Google Account Cooking Pixels Stock markets



Recommended

CLICK ON YOUR ICON ON TOP-RIGHT TO VIEW THE DROPDOWN MENU

Asheghar Digimentors
admqatar2030@gmail.com
[Manage your Google Account](#)

- Your channel
- Paid memberships
- YouTube Studio
- Switch account
- Sign out
- Dark theme: Off
- Language: English
- Location: Qatar
- Settings
- Your data in YouTube
- Help
- Send feedback
- Keyboard shortcuts
- Restricted Mode: Off

- SUBSCRIPTIONS
- TheYachtGuy Of
 - Associated Pres
 - The Young Turks
 - SYED MUHAMM
 - CNN
 - BBC News

- Ubaid Ibrahim 2.0
40K views • 53 minutes ago
- Shelby Church
8M views • 1 year ago
- Oregon Governor To Trump's Pol
Force: GET OUT
The Young Turks
154K views • 9 hours ago



STEP

03:

- Home
- Trending
- Subscriptions
- Library
- History
- Your videos
- Watch later
- Liked videos

- SUBSCRIPTIONS
- TheYachtGuy Official
 - Associated Press
 - The Young Turks
 - SYED MUHAMMAD F...
 - CNN
 - BBC News

Search

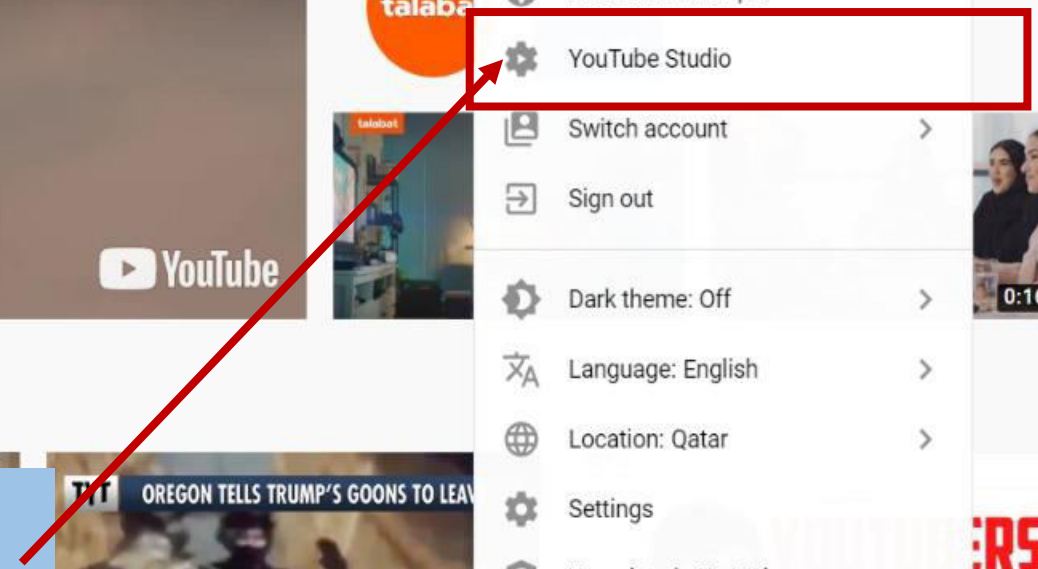
- All recommendations
- Comedy
- Yachts
- WordPress
- Google Account
- Cooking
- Pixels
- Stock markets



Recommended

**CLICK ON
"YOUTUBE STUDIO"**

- Asheghar Digimentors
admqatar2030@gmail.com
[Manage your Google Account](#)
- Your channel
 - Paid memberships
 - YouTube Studio**
 - Switch account
 - Sign out
 - Dark theme: Off
 - Language: English
 - Location: Qatar
 - Settings
 - Your data in YouTube
 - Help
 - Send feedback
 - Keyboard shortcuts
 - Restricted Mode: Off



- Ubaid Ibrahim 2.0
40K views • 53 minutes ago
- Me For My 1,000,000 Viewed Vide...
Shelby Church ✓
8M views • 1 year ago
- Oregon Governor To Trump's Poli...
Force: GET OUT
The Young Turks ✓
154K views • 9 hours ago



STEP

04:



Your channel
Asheghar Digimentors

- Dashboard
- Videos
- Playlists
- Analytics**
- Comments
- Subtitles
- Monetization
- Settings
- Send feedback

Channel dashboard

Latest video performance



First 17 hours 3 minutes compared to your typical performance:

Ranking by views 4 of 10 >

Views 95 ✓

Impressions click-through rate 9.7% ⓘ

Average view duration 0:37 ↑

[GO TO VIDEO ANALYTICS](#)

[SEE COMMENTS \(8\)](#)

News



single day on earth, with Ridley Scott and Academy Award winner Kevin Macdonald

[LEARN MORE AND TAKE PART](#)

What's new in Studio

Resume your interrupted uploads

Confirm your content is available in HD

Channel analytics

Current subscribers
1,157

24.5K ↑ >999%

8.1K ↑ >999%

Top videos

Last 48 hours - Views

100 days digital mastery challenge- Day 14	944
Digital Mastery 100 Days Challenge - Asheghar Digl...	96
100 days digital mastery challenge- Day 13	74

[GO TO CHANNEL ANALYTICS](#)

**CLICK ON
"ANALYTICS"**



STEP

05:



Channel analytics

ADVANCED MODE

- Overview
- Reach**
- Engagement
- Audience

Jun 21 - Jul 18, 2020
Last 28 days

Your channel got 25,683 views in the last 28 days



**CLICK ON
"REACH"**

Realtime
Updating live

1,185

Video Title	Views
100 DAYS DIGITAL MAST...	1,139
100 days digital mastery ch...	242
Digital Mastery 100 Days C...	131

SEE MORE

- Your channel Ashheghar Digimontors
- Dashboard
- Videos
- Playlists
- Analytics**
- Comments
- Subtitles
- Monetization
- Audio library
- Settings
- Send feedback

Your top videos in this period



STEP

06:



Channel analytics

Overview **Reach** Engagement Audience

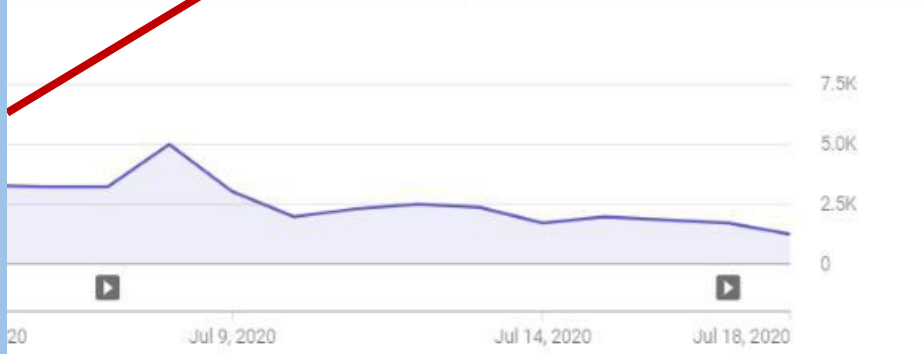
ADVANCED MODE

Jun 21 - Jul 18, 2020
Last 28 days

YOU CAN SELECT THE TIME PERIOD FOR WHICH YOU WANT TO CHECK THE CTR

Views
25.7K
↑ >999%

Unique viewers
4.8K



SEE MORE

Traffic source types

Views - Last 28 days



Impressions and how they led to watch time

Data available Jun 21 - Jul 18, 2020 (28 days)





STEP

07:



Channel analytics

ADVANCED MODE

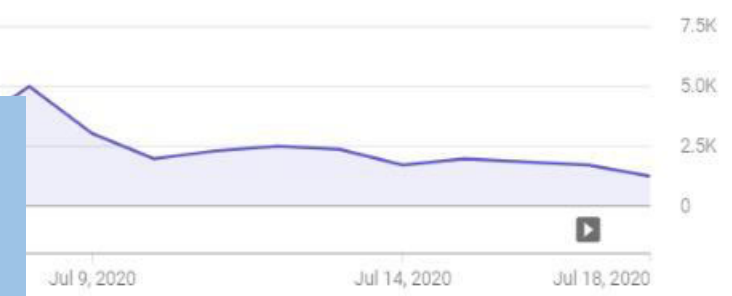
Jun 21 - Jul 18, 2020
Last 28 days

Overview **Reach** Engagement Audience

Impressions 59.4K ↑ >999%	Impressions click-through rate 4.5% ↓ 62%	Views 25.7K ↑ >999%	Unique viewers 4.8K
---------------------------------	---	---------------------------	------------------------

YOU CAN VIEW YOUR IMPRESSIONS AND VIEWS HERE

- Dashboard
- Videos
- Playlists
- Analytics**
- Comments
- Subtitles
- Monetization
- Audio library
- Settings
- Send feedback



Impressions and how they led to watch time

Data available Jun 21 - Jul 18, 2020 (28 days)



ADM
اشهجار
DIGIMENTORS

Your channel
Asheghar Digimontors

- Dashboard
- Videos
- Playlists
- Settings
- Send feedback

Overview **Reach** Engagement Audience

Jun 21 - Jul 18, 2020

Last 28 days

Traffic source types

Views · Last 28 days



External	57.2%
YouTube recommending your content	26.8%
Search	9.1%
Channel membership	8.7%
Channel pages	5.2%
Channel trailer	6.9%

Impressions and how they led to watch time

Data available Jun 21 - Jul 18, 2020 (28 days)



YOU CAN ALSO GET THE DETAILS BELOW FROM HERE

Traffic source: External

Views · Last 28 days

Traffic source: Playlists

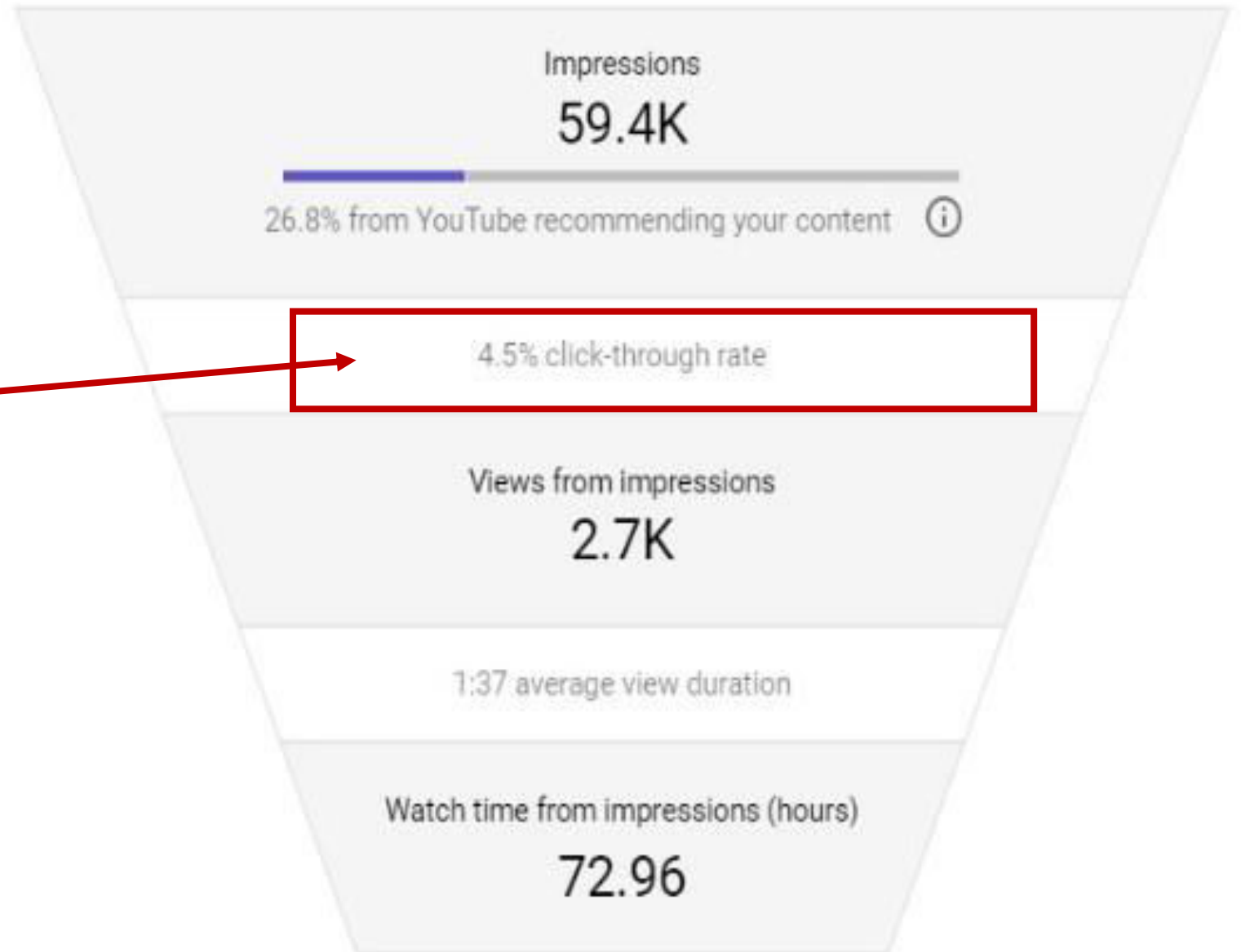
Views · Last 28 days

Proportion of your total traffic:

0.3%

Impressions and how they led to watch time


Data available Jun 21 - Jul 18, 2020 (28 days)



CTR

1000

**How much money do YouTubers
make every 1,000 views?**



**HOW MANY VIEWS DO YOUTUBERS
NEED TO GET PAID?**

In order to get paid by YouTube, you need to reach a balance of \$100 or more from views.



This means you'll need to garner 20,000 views if you receive \$5 per 1,000 views.



To make this happen, YouTube created the YouTube Partner Program, which allows you to get paid through advertisements on your page.






You **Tube**

Partner Program

WHAT IS YPP?

The YouTube Partner Program (YPP) gives creators greater access to YouTube resources and features, including the monetization feature.



**PARTNER
PROGRAM**

WHAT YOU GET

- Access to the [Creator Support teams](#)

- Access to the [Copyright Match Tool](#)

- Access to the [monetization features](#)



MINIMUM ELIGIBILITY REQUIREMENTS TO JOIN

- **Have more than 4,000 valid public watch hours in the last 12 months.**

- **Have more than 1,000 subscribers.**

MINIMUM ELIGIBILITY REQUIREMENTS TO JOIN

• Follow all the YouTube monetization policies.

• Live in a country or region where the YouTube Partner Program is available.

• Have a linked AdSense account.

YOUTUBE PARTNER PROGRAM AVAILABILITY

ALGERIA

**AMERICAN
SAMOA**

ARGENTINA

ARUBA

AZERBAIJAN

AUSTRALIA

AUSTRIA

BAHRAIN

BERMUDA

BELARUS

YOUTUBE PARTNER PROGRAM AVAILABILITY

BELGIUM

BOLIVIA

**BOSNIA AND
HERZEGOVINA**

BRAZIL

BULGARIA

CANADA

**CAYMAN
ISLANDS**

CHILE

COLOMBIA

COSTA RICA

YOUTUBE PARTNER PROGRAM AVAILABILITY

CROATIA

CYPRUS

**CZECH
REPUBLIC**

DENMARK

**DOMINICAN
REPUBLIC**

ECUADOR

EGYPT

**EL
SALVADOR**

ESTONIA

FINLAND

YOUTUBE PARTNER PROGRAM AVAILABILITY

FRANCE

**FRENCH
GUIANA**

**FRENCH
POLYNESIA**

GEORGIA

GERMANY

GHANA

GREECE

GUATEMALA

GUADELOUPE

GUAM

YOUTUBE PARTNER PROGRAM AVAILABILITY

HONDURAS

**HONG
KONG**

HUNGARY

ICELAND

INDIA

INDONESIA

IRAQ

ISRAEL

ITALY

JAMAICA

YOUTUBE PARTNER PROGRAM AVAILABILITY

JAPAN

JORDAN

KAZAKHSTAN

KENYA

KUWAIT

LATVIA

LEBANON

LIBYA

LIECHTENSTEIN

LITHUANIA

YOUTUBE PARTNER PROGRAM AVAILABILITY

LUXEMBOURG

MACEDONIA

MALAYSIA

MALTA

MARTINIQUE

MAYOTTE

MEXICO

MONTENEGRO

MOROCCO

NETHERLANDS

YOUTUBE PARTNER PROGRAM AVAILABILITY

**NEW
ZEALAND**

NICARAGUA

NIGERIA

NORWAY

**NORTHERN
MARIANA
ISLANDS**

OMAN

PAKISTAN

PANAMA

**PAPUA NEW
GUINEA**

PARAGUAY

YOUTUBE PARTNER PROGRAM AVAILABILITY

PERU

PHILIPPINES

POLAND

PORTUGAL

**PUERTO
RICO**

QATAR

**REPUBLIC OF
IRELAND**

REUNION

ROMANIA

RUSSIA

YOUTUBE PARTNER PROGRAM AVAILABILITY

SENEGAL

SERBIA

SINGAPORE

**SAUDI
ARABIA**

SLOVAKIA

SLOVENIA

**SOUTH
AFRICA**

**SOUTH
KOREA**

SPAIN

SWEDEN

YOUTUBE PARTNER PROGRAM AVAILABILITY

SWITZERLAND

TAIWAN

TANZANIA

THAILAND

TUNISIA

TURKEY

**TURKS AND
CAICOS
ISLANDS**

UGANDA

UKRAINE

**UNITED ARAB
EMIRATES**

YOUTUBE PARTNER PROGRAM AVAILABILITY

A dark blue world map is visible in the background, showing the outlines of continents. The map is centered on the Atlantic Ocean, with North and South America on the left and Europe and Africa on the right.

**UNITED
KINGDOM**

**UNITED
STATES**

**U.S. VIRGIN
ISLANDS**

URUGUAY

VENEZUELA

VIETNAM

YEMEN

ZIMBABWE

STEPS TO JOIN OR CHECK ELIGIBILITY

YouTube



Partner Program

STEP 01:



- Home
- Trending
- Subscriptions
- Library
- History
- Your videos
- Watch later
- Liked videos

- SUBSCRIPTIONS
- TheYachtGuy Official
 - Associated Press
 - The Young Turks
 - SYED MUHAMMAD F...
 - CNN
 - BBC News

Search

- All recommendations
- Comedy
- Yachts
- WordPress
- Google Account
- Cooking
- Pixels
- Stock markets



Recommended

**LOG IN TO
YOUR ACCOUNT**

Asheghar Digimentors
admqatar2030@gmail.com
[Manage your Google Account](#)

- Your channel
- Paid memberships
- YouTube Studio
- Switch account
- Sign out
- Dark theme: Off
- Language: English
- Location: Qatar
- Settings
- Your data in YouTube
- Help
- Send feedback
- Keyboard shortcuts
- Restricted Mode: Off

- Ubaid Ibrahim 2.0
40K views • 53 minutes ago
- Shelby Church
8M views • 1 year ago
- TYT** OREGON TELLS TRUMP'S GOONS TO LEAVE
Oregon Governor To Trump's Police Force: GET OUT
The Young Turks
154K views • 9 hours ago

STEP 02:



- Home
- Trending
- Subscriptions
- Library
- History
- Your videos
- Watch later
- Liked videos

Search

All recommendations Comedy Yachts WordPress Google Account Cooking Pixels Stock markets



Recommended

- SUBSCRIPTIONS
- TheYachtGuy Of
 - Associated Pres
 - The Young Turks
 - SYED MUHAMM
 - CNN
 - BBC News

CLICK ON YOUR ICON ON TOP-RIGHT TO VIEW THE DROPDOWN MENU

TYT OREGON TELLS TRUMP'S GOONS TO LEA

TYT Oregon Governor To Trump's Pol Force: GET OUT

The Young Turks ✓ 154K views • 9 hours ago

Asheghar Digimentors
admqatar2030@gmail.com
[Manage your Google Account](#)

- Your channel
- Paid memberships
- YouTube Studio
- Switch account >
- Sign out
- Dark theme: Off >
- Language: English >
- Location: Qatar >
- Settings
- Your data in YouTube
- Help
- Send feedback
- Keyboard shortcuts
- Restricted Mode: Off >

STEP 03:



- Home
- Trending
- Subscriptions
- Library
- History
- Your videos
- Watch later
- Liked videos

- SUBSCRIPTIONS
- TheYachtGuy Official
 - Associated Press
 - The Young Turks
 - SYED MUHAMMAD F...
 - CNN
 - BBC News

Search

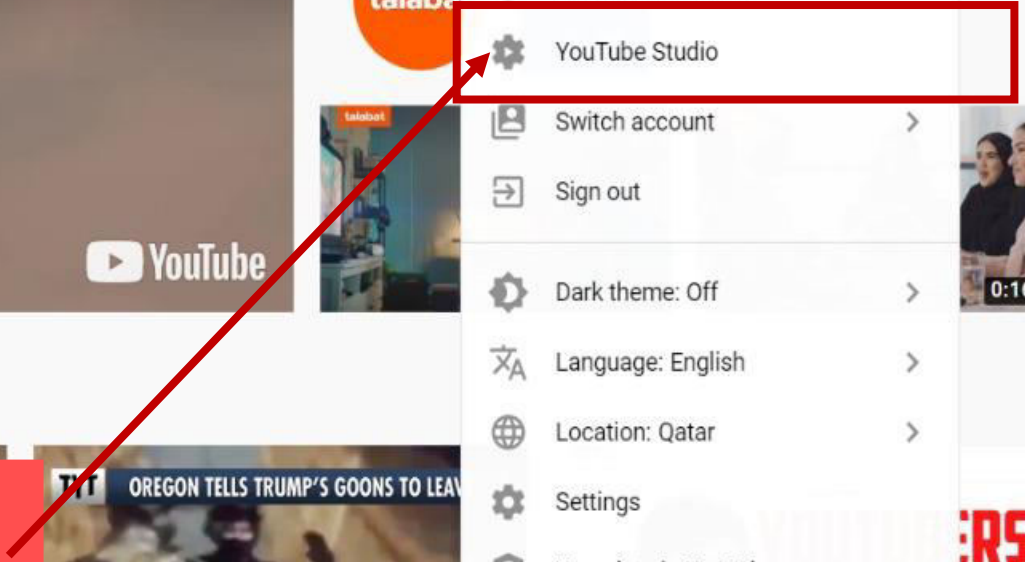
- All recommendations
- Comedy
- Yachts
- WordPress
- Google Account
- Cooking
- Pixels
- Stock markets



Recommended

**CLICK ON
"YOUTUBE STUDIO"**

- Asheghar Digimentors
admqatar2030@gmail.com
[Manage your Google Account](#)
- Your channel
 - Paid memberships
 - YouTube Studio**
 - Switch account
 - Sign out
 - Dark theme: Off
 - Language: English
 - Location: Qatar
 - Settings
 - Your data in YouTube
 - Help
 - Send feedback
 - Keyboard shortcuts
 - Restricted Mode: Off



- Ubaid Ibrahim 2.0
40K views • 53 minutes ago
- Me For My 1,000,000 Viewed Vide...
Shelby Church
8M views • 1 year ago
- Oregon Governor To Trump's Poli...
Force: GET OUT
The Young Turks
154K views • 9 hours ago

STEP 04:



- Dashboard
- Videos
- Playlists
- Analytics
- Comments
- Subtitles
- Monetization**
- Settings
- Send feedback

Channel dashboard

Latest video performance



First 17 hours 3 minutes compared to your typical performance:

Ranking by views	4 of 10
Views	95
Impressions click-through rate	9.7%
Average view duration	0:37

[GO TO VIDEO ANALYTICS](#)
[SEE COMMENTS \(8\)](#)

News



single day on earth, with Ridley Scott and Academy Award winner Kevin Macdonald
[LEARN MORE AND TAKE PART](#)

What's new in Studio

Resume your interrupted uploads
Confirm your content is available in HD

Channel analytics

Current subscribers
1,157

24.5K ↑ >999%
8.1K ↑ >999%

Top videos

Last 48 hours - Views	
100 days digital mastery challenge- Day 14	944
Digital Mastery 100 Days Challenge - Asheghar Digl...	96
100 days digital mastery challenge- Day 13	74

[GO TO CHANNEL ANALYTICS](#)

**CLICK ON
"MONETIZATION"**

STEP

05:

(if you are NOT eligible)





Channel monetization

- Your channel
- Ashheghar Digmentors
- Dashboard
- Videos
- Playlists
- Analytics
- Comments
- Subtitles
- Monetization**
- Audio library
- Settings
- Send feedback

**CLICK ON
"NOTIFY ME WHEN I'M
ELIGIBLE"**



As a YouTube partner, you'll be eligible to earn money from your videos, get creator support, and more. [Learn more](#)

To get into the YouTube Partner Program, your channel needs 4,000 public watch hours in the last 12 months, and 1,000 subscribers. Your channel will also get reviewed to make sure it follows [YouTube monetization policies](#).

What if I already started the application? [?](#)

	1,160 subscribers 1,000 required		public watch hours 4,000 required
--	-------------------------------------	--	--------------------------------------

NOTIFY ME WHEN I'M ELIGIBLE

STEP

05:

**(if you are
eligible)**





Your channel
Ashheghar Digimontors

- Dashboard
- Videos
- Playlists
- Analytics
- Comments
- Subtitles
- Monetization**
- Audio library
- Settings
- Send feedback

Channel monetization

**CLICK ON
"APPLY NOW"**



Grow with YouTube

As a YouTube partner, you'll be eligible to earn money from your videos, get creator support, and more. [Learn more](#)

To get into the YouTube Partner Program, your channel needs 4,000 public watch hours in the last 12 months, and 1,000 subscribers. Your channel will also get reviewed to make sure it follows [YouTube monetization policies](#).

What if I already started the application? [?](#)

	1,160 subscribers 1,000 required		public watch hours 4,000 required
--	-------------------------------------	--	--------------------------------------

APPLY NOW

STEP 06:



Channel monetization

Step 1 Not started

Review Partner Program terms

Read and agree to the YouTube Partner Program terms. This is the agreement that makes it possible for you to earn money.

START



Step 2 Not started

Sign up for Google AdSense

Create a new AdSense account or connect an existing one to your channel. You need an AdSense account to monetize and get paid.

START



Step 3 Not started

Get reviewed

YouTube will review your channel to make sure it complies with the YouTube monetization policies. We'll email you a decision, usually within a month. This step will begin automatically after you complete the first two steps.



COMPLETE THE 3 STEPS


STEP 06 (a):

Step 1 Not started

Review Partner Program terms

Read and agree to the YouTube Partner Program terms. This is the agreement that makes it possible for you to earn money.

[START](#)

An illustration showing a yellow hand holding a teal pen, writing on a purple document. Another yellow hand is holding a magnifying glass over the document, symbolizing review or inspection.

Review and accept the terms.


STEP 06 (b):

Step 2 Not started

Sign up for Google AdSense

Create a new AdSense account or connect an existing one to your channel. You need an AdSense account to monetize and get paid.

START



Sign up for Google AdSense.


STEP 06 (c):

Step 2: You will be redirected to AdSense to complete this step

You will be redirected to Google AdSense to link your existing account or create a new one. You need an AdSense account to start monetizing and get paid. Once you have completed this process, you will be directed back to YouTube.

Do you have an existing AdSense account?

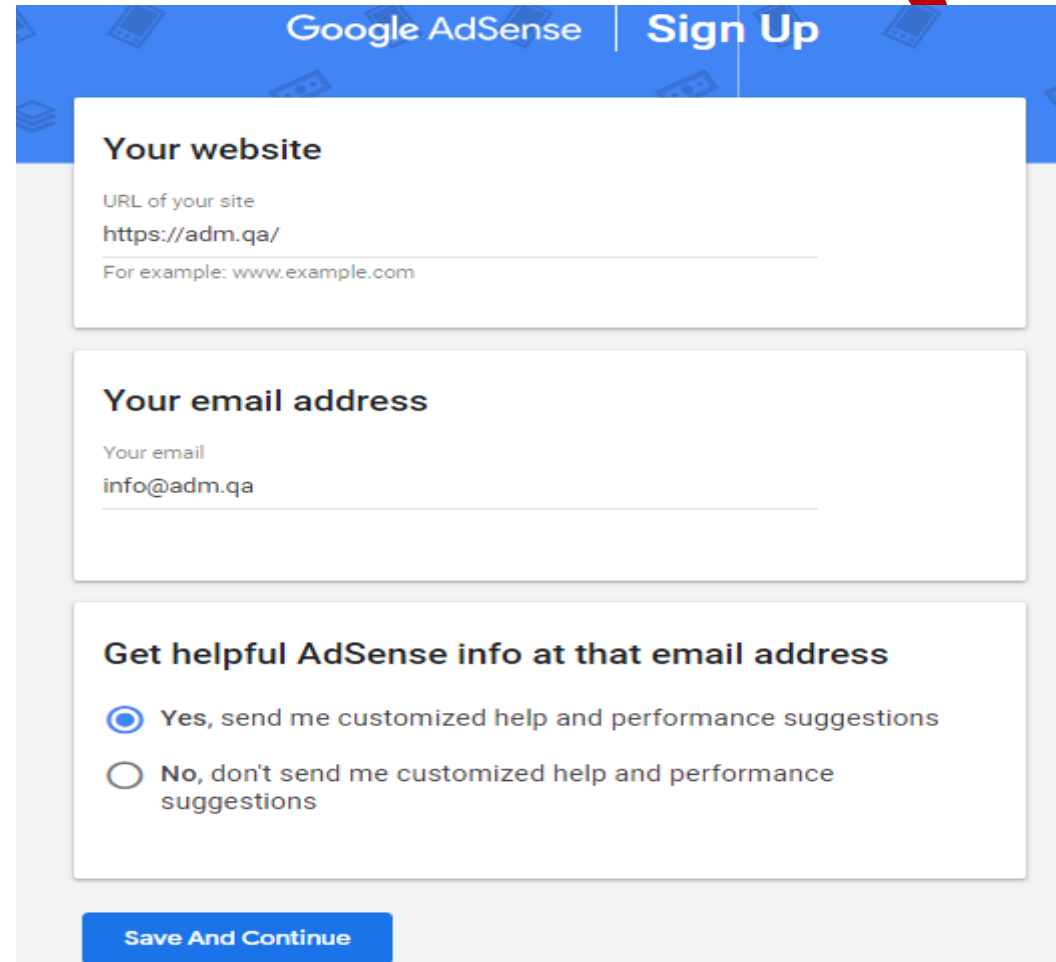
No, I don't have an existing account

 On the next screen, choose the Google account you want to create an AdSense account with. You will be redirected to AdSense to create the new account. Once you are done, you will be redirected back to YouTube. [Learn more](#)

CANCEL **CONTINUE**

If you don't have an AdSense account, choose this option and continue.

STEP 06 (d):



Google AdSense | Sign Up

Your website

URL of your site
https://adm.qa/

For example: www.example.com

Your email address

Your email
info@adm.qa

Get helpful AdSense info at that email address

Yes, send me customized help and performance suggestions

No, don't send me customized help and performance suggestions

Save And Continue

Follow the instructions and sign up

STEP 06 (e):

Payment address details

To make sure you get paid, please provide your address. We need this to send you important information about your account.

Customer info

Account type ⓘ ✎
Individual

Name and address ⓘ

Name

Address line 1

Address line 2

City

State ZIP code ⓘ
California _____

Phone number
🇺🇸 _____

SUBMIT 🔍

Fill out the Payment address details

Based on your payment address, the following payment options are available from Google AdSense:

Checks

**Electronic
Funds Transfer
(EFT)**

**EFT via Single
Euro Payments
Area (SEPA)**

Rapida

**Western Union
Quick Cash**


Wire Transfer

STEP 06 (f):

Step 3 Not started

Get reviewed


YouTube will review your channel to make sure it complies with the YouTube monetization policies. We'll email you a decision, usually within a month. This step will begin automatically after you complete the first two steps.



Wait for your channel to be reviewed. Will be done within a month.



Google
AdSense





Google AdSense

**GOOGLE
ADSENSE
ACCOUNT
APPROVAL TIP**

A woman in a grey sweater is seated at a wooden conference table, working on a silver laptop. The laptop screen displays a dashboard with various charts, including a prominent pie chart with a 50% segment. Other people are visible in the background, also working on laptops. The scene is a professional meeting or collaborative work environment.

**THE APPLICANT
MUST BE ABOVE 18**

HOW TO GET YOUR GOOGLE ADSENSE ACCOUNT APPROVAL VIA YOUTUBE



1. CREATE YOUR GMAIL ACCOUNT



Gmail

SIGN IN

2. LOGIN TO YOUTUBE

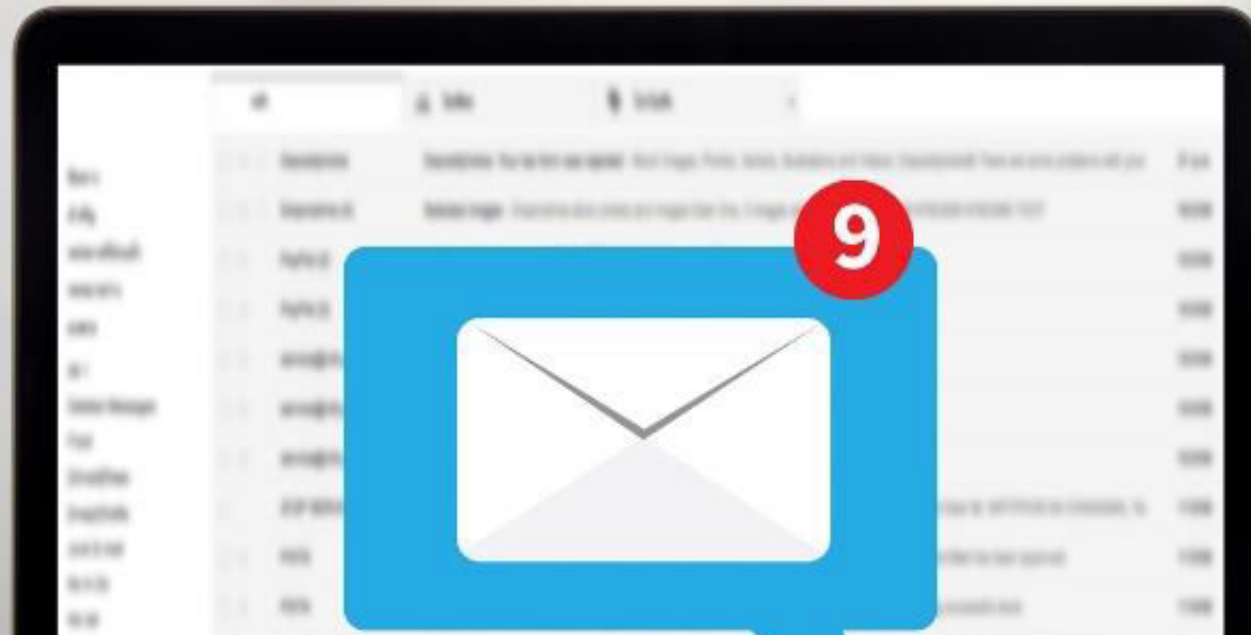




**3. CLICK ON
[youtube.com/account monetization](https://youtube.com/accountmonetization)**



4. ENABLE YOUR YOUTUBE ACCOUNT FOR MONETIZATION




**5. YOU SHOULD RECEIVE A MESSAGE
IN YOUR INBOX SAYING YOUR
YOUTUBE ACCOUNT IS READY FOR
MONETIZATION**



6. AFTER THE MESSAGE, UPLOAD A VIDEO TO YOUTUBE



**7. BE SURE TO ADD
RIGHT DESCRIPTIONS
AND RELATED TAGS
TO YOUR VIDEO**




8. WAIT FOR THE UPLOAD TO COMPLETE AND HIT PUBLISH



**9. NEXT, WE
LINK IT TO
ADSENSE
ACCOUNT**

**10.GO TO CHANNEL
SETTINGS > MONETIZATION**





**11. NOW YOU
SHOULD SEE
YOUR ACCOUNT
STATUS**

**12. CLICK ON
“HOW WILL I BE
PAID?”**



Payment

The image shows a close-up of a teal-colored keyboard key. On the key, there is a white icon of a credit card with a chip and the number '0123 4567 8912 3456'. Below the number, it says 'Name Last name'. The word 'Payment' is printed in white, bold, sans-serif font across the bottom half of the key. The key is surrounded by other white keyboard keys, including one with a double quote and a dash, and another labeled 'shift'.

shift



Google AdSense

**13. NOW CLICK ON “ASSOCIATE AN
ADSENSE ACCOUNT”**

Google
AdSense

HOW TO
LINK


 You 

CHECK YOUR MONETIZATION STATUS



Go to channel and click on monetization and check the eligibility.

If you are eligible click on enable.

 LIVE STREAMING ▼

 COMMUNITY ▼

 CHANNEL

Status and features

Upload defaults

Featured content

Branding

Advanced

 ANALYTICS ▼

 TRANSLATIONS & TRANSCRIPTIONS ▼

Copyright Status



You have 0 copyright strikes.

Community Guidelines Status



You have 0 Community Guidelines strikes.

Uploading

You can upload! [Learn more](#)

Enabled

Video editor

Lets you edit your videos' content. [Learn more](#)

Enabled

Monetization

Become a partner through monetization by displaying ads on your videos. [Learn more](#)

Eligible

Live streaming

Lets you live stream. [Learn more](#)

Eligible

Once you clicked enable it will go to this page

Apply for monetization

1

Read and agree to the YouTube Partner Program terms

This is the agreement that makes it possible for you to earn money from ads.

START

2

Sign up for AdSense

Create a new AdSense account or connect an existing one to your channel. You need an AdSense account to get paid.

3

Set monetization preferences

By telling us what types of ads to run, you could start earning money as soon as your channel is approved.

4

Get reviewed after reaching 4,000 watch hours in the previous 12 months and 1,000 subscribers

Upon reaching this threshold, your channel is automatically reviewed to make sure it complies with the [YouTube Partner Program terms](#) and our [Community Guidelines](#). We'll email you a decision, usually within a week.

You need to go through all these 4 steps. Click on START

Apply for monetization

1

Read and agree to the YouTube Partner Program terms

This is the agreement that makes it possible for you to earn money from ads.

START

2

Sign up for AdSense

Create a new AdSense account or connect an existing one to your channel. You need an AdSense account to get paid.

3

Set monetization preferences

By telling us what types of ads to run, you could start earning money as soon as your channel is approved.

4

Get reviewed after reaching 4,000 watch hours in the previous 12 months and 1,000 subscribers

Upon reaching this threshold, your channel is automatically reviewed to make sure it complies with the [YouTube Partner Program terms](#) and our [Community Guidelines](#). We'll email you a decision, usually within a week.

STEP 01:



Read and agree the partner program terms

Enable Your Account for Monetization

Please review the YouTube Monetization Agreement below

YouTube Partner Program Terms

Together with the [YouTube Terms of Service](#) and the [YouTube Partner Program Policies](#) (each of which may be updated from time to time and are incorporated herein by reference), the following YouTube Partner Program Terms apply to your participation in the YouTube Partner Program (the "Terms"). Please read the Terms carefully. If you do not understand or accept any part of these Terms, you should not upload Content for monetization on YouTube.

- 1. Monetization Revenues.** YouTube will pay you as follows:
 - 1.1. Advertising Revenues.** YouTube will pay you 55% of net revenues recognized by YouTube from ads displayed or streamed by YouTube or

- I have read and agree to the terms above.
- I agree that I will not click on the Google ads that I'm serving through Google's products and services in order to fraudulently increase income.
- I will not opt-in any content for monetization for which I do not possess sufficient rights.

Cancel


I accept >

STEP 02:



Click on start to sign up for AdSense

Monetisation



Account status: Monetisation not enabled

You can apply for monetisation at any time. To be reviewed, all channels need at least 4,000 watch hours in the previous 12 months and 1,000 subscribers. This requirement allows us to properly evaluate new channels and helps protect the creator community. [Learn more](#)

Apply for monetisation



YouTube Partner Programme terms accepted



Sign up for AdSense

Create a new AdSense account or connect an existing one to your channel. You need an AdSense account to get paid.



Set monetisation preferences




By telling us what types of ads to run, you could start earning money as soon as your channel is approved.

START

Select your email id which has YouTube channel

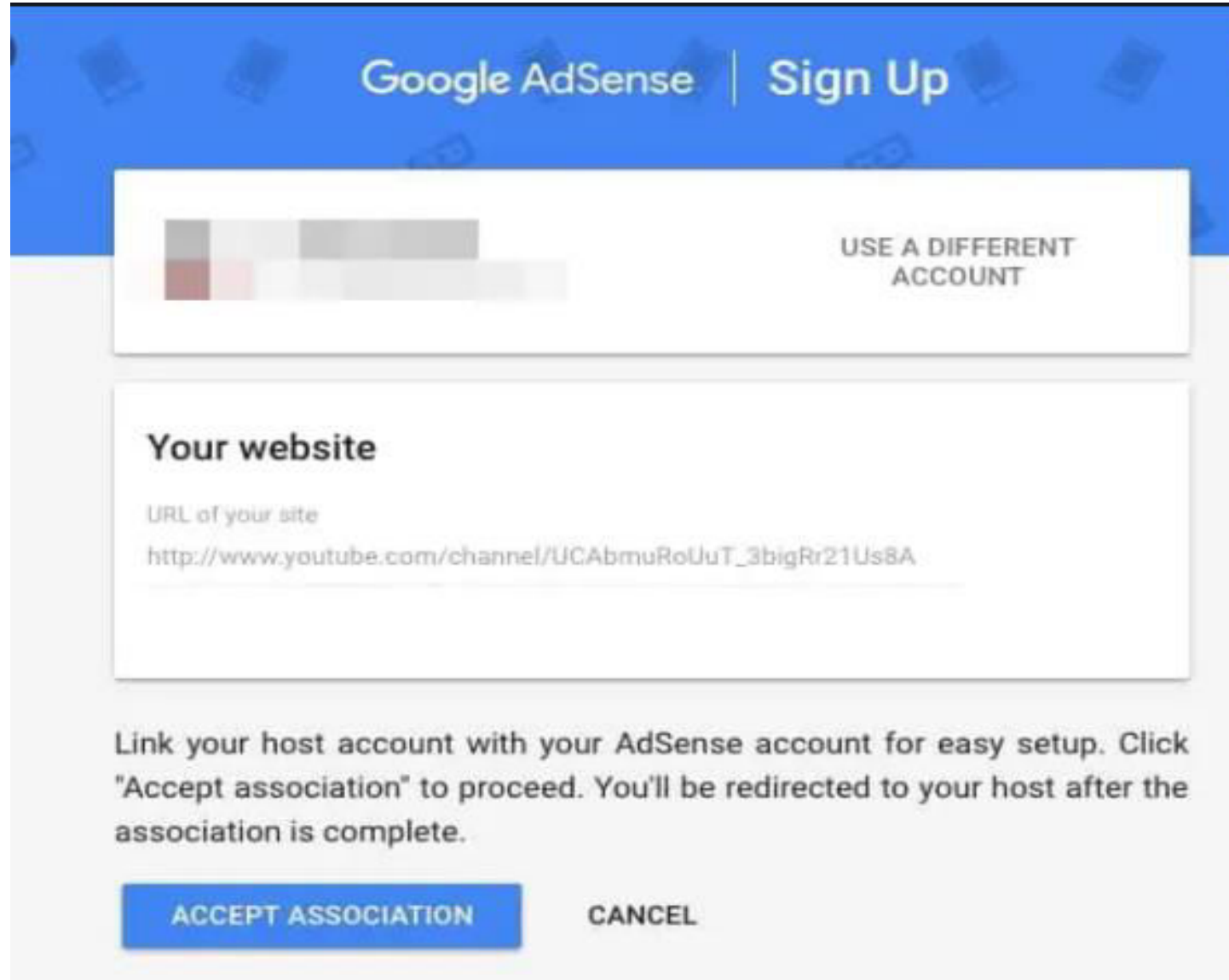


Choose an account

-  **Sverrir Berg**
account1@example.com >
-  **Sverrir Berg**
account-two@example.com >
-  **Sverrir Berg**
account-3@anotherdomain.net >

[Add account](#)

Type your YouTube URL, select country territory and read the agreement and proceed



Google AdSense | Sign Up

USE A DIFFERENT ACCOUNT

Your website

URL of your site

http://www.youtube.com/channel/UCAbmuRoUuT_3bigRr21Us8A

Link your host account with your AdSense account for easy setup. Click "Accept association" to proceed. You'll be redirected to your host after the association is complete.


ACCEPT ASSOCIATION CANCEL

You need to add your payment details

Payment address details

To make sure you get paid, please provide your address. We need this to send you important information about your account.

Customer info

Account type ⓘ 

Individual ▼

Name and address ⓘ

Name
Tamim Hossin

Address line 1

Address line 2

City

City is required

State ▼ ZIP code ⓘ

Phone number (optional)

SUBMIT

Dashboard of Google AdSense

- Home
- Ads
- Sites
- Blocking controls
- Reports
- Payments
- Account
- Feedback

Your AdSense account is enabled only to show ads on YouTube. If you want to show ads on a different site, you'll need to provide us with the URL of the site you want to monetize.

[ACTION](#) [LEARN MORE](#)

Estimated earnings

Today so far	Yesterday	Last 7 days	This month
\$0.00	\$0.00	\$0.00	\$0.00
	+\$0.00 vs same day last week	+\$0.00 vs previous 7 days	+\$0.00 vs same period last year

Balance

\$0.00

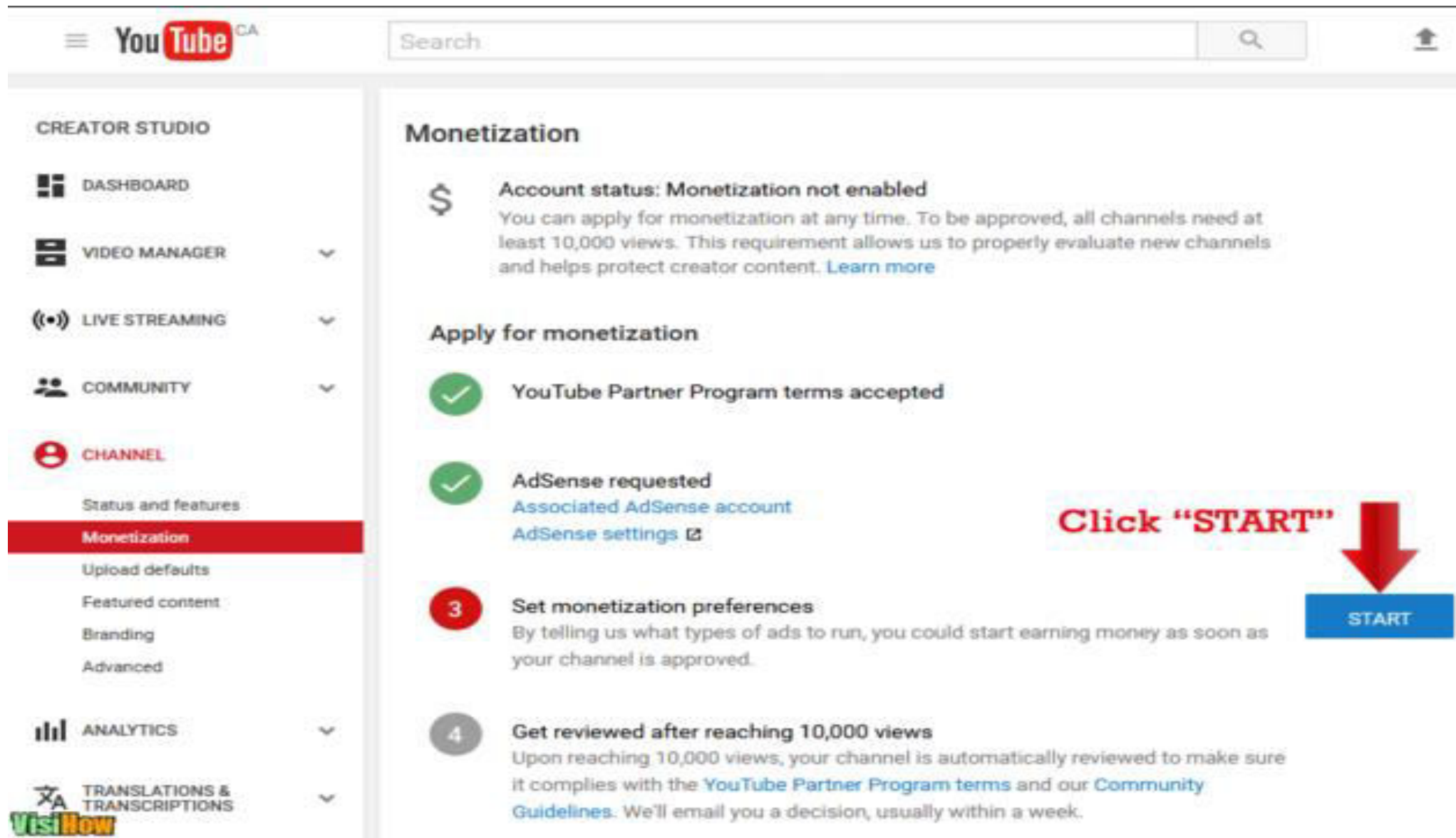
Last payment
\$2,254.44

Performance

Today so far

Page views	Page RPM	Impressions
0	\$0.00	0
Clicks	CPC	Page CTR
0	\$0.00	0.00%

Once you have done, it will comes to this page Showing message like Adsense requested.



The screenshot shows the YouTube Creator Studio interface. The left sidebar contains navigation options: CREATOR STUDIO, DASHBOARD, VIDEO MANAGER, LIVE STREAMING, COMMUNITY, CHANNEL (highlighted), and ANALYTICS. Under CHANNEL, the 'Monetization' option is selected and highlighted in red. The main content area is titled 'Monetization' and displays the following information:

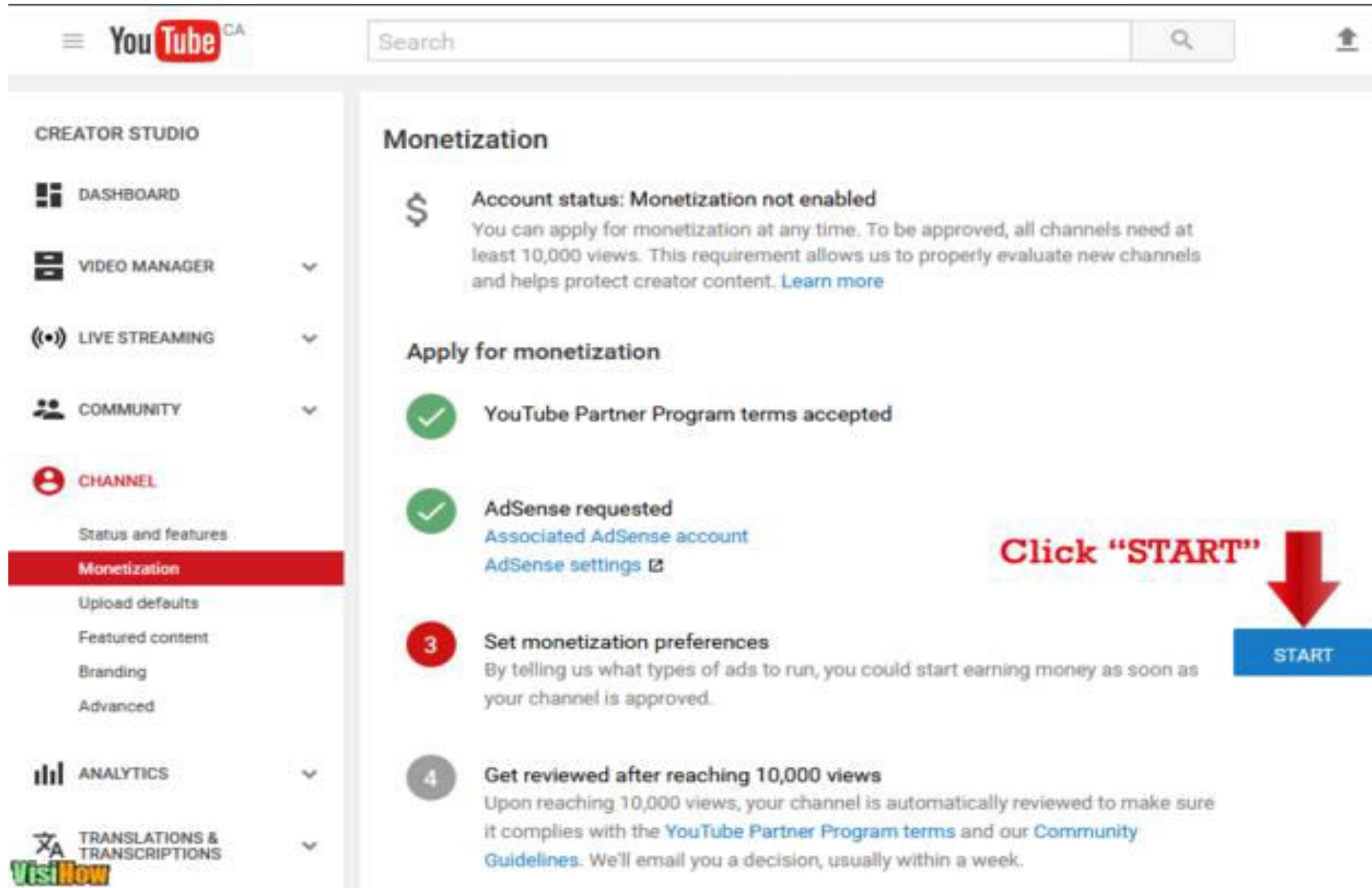
- Account status: Monetization not enabled**
You can apply for monetization at any time. To be approved, all channels need at least 10,000 views. This requirement allows us to properly evaluate new channels and helps protect creator content. [Learn more](#)
- Apply for monetization**
 - YouTube Partner Program terms accepted
 - AdSense requested
[Associated AdSense account](#)
[AdSense settings](#)
 - 3** Set monetization preferences
By telling us what types of ads to run, you could start earning money as soon as your channel is approved.
 - 4** Get reviewed after reaching 10,000 views
Upon reaching 10,000 views, your channel is automatically reviewed to make sure it complies with the [YouTube Partner Program terms](#) and our [Community Guidelines](#). We'll email you a decision, usually within a week.

A red arrow points from the text 'Click "START"' to a blue button labeled 'START'.

STEP 03:



Now set monetization preference



The screenshot shows the YouTube Creator Studio interface. On the left is a navigation sidebar with the following items: DASHBOARD, VIDEO MANAGER, LIVE STREAMING, COMMUNITY, CHANNEL (highlighted in red), ANALYTICS, and TRANSLATIONS & TRANSCRIPTIONS. The 'CHANNEL' section is expanded to show 'Status and features', 'Monetization' (highlighted in red), 'Upload defaults', 'Featured content', 'Branding', and 'Advanced'. The main content area is titled 'Monetization' and displays the following information:

- Account status: Monetization not enabled**
You can apply for monetization at any time. To be approved, all channels need at least 10,000 views. This requirement allows us to properly evaluate new channels and helps protect creator content. [Learn more](#)
- Apply for monetization**
 - YouTube Partner Program terms accepted
 - AdSense requested
[Associated AdSense account](#)
[AdSense settings](#)
 - 3** Set monetization preferences
By telling us what types of ads to run, you could start earning money as soon as your channel is approved.
 - 4** Get reviewed after reaching 10,000 views
Upon reaching 10,000 views, your channel is automatically reviewed to make sure it complies with the [YouTube Partner Program terms](#) and our [Community Guidelines](#). We'll email you a decision, usually within a week.

A red arrow points from the text 'Click "START"' to a blue button labeled 'START'.

Choose one and click save

Set monetization preferences

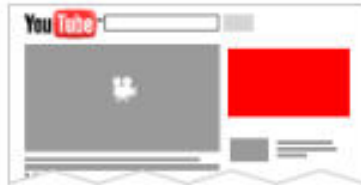
You could start earning money automatically as soon as your channel is approved. By clicking Save, you confirm that monetization of your videos is subject to YouTube's [monetization policies](#).



Monetize all existing and future videos

Ad formats

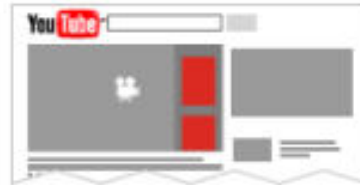
Choose the types of ads you want to show. Skippable video ads have the most potential to increase your earnings. [Learn more](#)



Display ads
Desktop only (required)



Overlay ads
Desktop only



Sponsored cards
All devices



Skippable video ads
All devices

You can change these settings at any time.

Cancel

Save


STEP 04:



NEED TO REACH YOUTUBE REQUIREMENTS:

- **Have more than 4,000 valid public watch hours in the last 12 months.**

- **Have more than 1,000 subscribers.**



**Once You have done all the
4 steps,
You will receive a PIN
number through your
address.**

Do Verify and Start your Journey



Google AdSense

A photograph showing a tablet and a smartphone. The tablet, in the background, has a blue screen with the word "PayPal" in white, sans-serif font, followed by a small "tm" trademark symbol. The smartphone, in the foreground, also has a blue screen with the word "PayPal" in white, sans-serif font, followed by a small "tm" trademark symbol. Both devices are resting on a light-colored, textured surface.

PayPaltm

PayPaltm



How to

open a PayPal Business account

STEP

01:



PERSONAL 

BUSINESS 

PARTNERS AND DEVELOPERS

Log In

Sign Up

Sign up



SIGN UP

STEP

02:





A safe, easy way to pay and get paid

It's free to sign up to PayPal.



Select business account

money or pay a friend back for lunch.



Business Account

Get paid online or offline. Set-up is easy. Your buyers don't need a PayPal account to pay you.

Continue



SELECT BUSINESS ACCOUNT

STEP

03:





Enter business email address

Continue

**ENTER BUSINESS E-MAIL
ADDRESS**

Copyright © 1999 - 2016 PayPal. All rights reserved. [Privacy policy](#) | [Legal agreements](#) | [Help](#) | [Contact Us](#)

STEP

04:



AGREE AND CONTINUE TERMS & CONDITIONS

Account holder's information

Sign up for a business account

Create a login

mybusiness1234@gmail.com

Tell us about your business

John

Smith

Smith's Baby Clothing



+44 1234567890

12 Street Name

London

County (Optional)



SW12 5SW



See terms here

I have read, consent and agree to PayPal's [User Agreement](#) and [Privacy Policy](#) (including the processing and disclosing of my personal data), and I am of legal age. I understand that I can change my communication preferences at any time. Please read the [Key Payment and Service Information](#).

Agree and Continue

Create a login

mybusiness1234@gmail.com

Tell us about your business

John

Smith

Smith's Baby Clothing



+44 1234567890

12 Street Name

London

County (Optional)



SW12 5SW

I have read, consent and agree to [PayPal's User Agreement](#) and [Privacy Policy](#) (including the processing and disclosing of my personal data), and I am of legal age. I understand that I can change my communication preferences at any time. Please read the [Key Payment and Service Information](#).

Agree and Continue

STEP

05:



- Get started
- Business information
- Account holder's information

More about your business

What is the business type? ▼ ?

What is the business type?

Individual

Sole trader

Partnership

Public company

Private company

Not-for-profit organisation

Government entity

Copyright © 1999 - 2016 PayPal. All rights reserved. [Privacy policy](#) | [Legal agreements](#) | [Help](#) | [Contact Us](#)

**PROVIDE
INFORMATION ABOUT
BUSINESS**

- Get started
- Business information
- Account holder's information

More about your business


Private company ?


What is the business category? ?


- What is the business category?
- Arts, crafts and collectables
- Baby**
- Beauty and fragrances
- Books and magazines
- Business to business
- Clothing, accessories and shoes
- Computers, accessories and services
- Education
- Electronics and telecom
- Entertainment and media
- Financial services and products
- Food retail and service
- Gifts and flowers
- Government
- Health and personal care
- Home and garden
- Not-for-profit organisation
- Pets and animals
- Religion and spirituality (for profit)

- Get started
- Business information
- Account holder's information

More about your business


Private company 

Baby 

What is the sub-category? 

- What is the sub-category?
- Baby products – other
- Clothing
- Furniture
- Safety and health

In which country did you form or incorporate your business?

United Kingdom 

Continue

- Get started
- Business information
- Account holder's information

More about your business

Private company



Baby



Clothing



www.smithsbabyclothing.co.uk

In which country did you form or incorporate your business?

United Kingdom



STEP

06:



- Get started
- Business information
- Account holder's information
- More information

Provide information for John Smith

Nationality

United Kingdom

07/12/1970

Home Address

Home address is the same as business address.

15 Main Street

Anytown

County (Optional)

AN3 8QT

Continue

PROVIDE PERSONAL INFORMATION

STEP

07:



Account holder's information

More information

To comply with tax laws, we're required to ask our customers specific questions about their organisations. [Learn More](#)

In 2015, did your organisation earn 50% or more of its **gross income** from dividends, interest, rents, royalties or similar sources?

Yes No

Loading...

This section might appear differently depending on your business type

PROVIDE MORE DETAILS ABOUT ORGANIZATION

- ✔ Get started
- ✔ Business information
- ✔ Account holder's information
- More information

Provide more details about your organisation

To comply with tax laws, we're required to ask our customers specific questions about their organisations. [Learn More](#)

In 2015, did your organisation earn 50% or more of its **gross income** from dividends, interest, rents, royalties or similar sources?

Yes No

Are 50% or more of your organisation's **assets** held in real estate, bank accounts, shares, stocks, bonds, intellectual property or similar income-producing investments?

Yes No

Continue

STEP

08:



Certify and submit information for Smith's Baby Clothing

PayPal is required to ask you to confirm your US tax status even if your organisation is located outside the US and has no direct connection with the US.

I, John Smith certify that the following information is true, and I acknowledge that providing false statements may lead to penalties under applicable law:

- Smith's Baby Clothing is not a US organisation.
- Smith's Baby Clothing is not subject to US income tax.
- The name and address provided for the account are the business name and address of the organisation.
- All answers provided for this account are true, correct and complete to the best of my knowledge.

If the organisation becomes US-based or becomes subject to US income tax, the account owner will notify PayPal within 30 days of such change and re-certify its tax status.

I am authorised to certify this information on behalf of Smith's Baby Clothing.

John

Smith

08/12/2016

CERTIFY AND SUBMIT INFORMATION

STEP

09:



Payment set-up

Account set-up



Select payment options here

How do you want to get paid?

Choose one option or select them all. We'll help you get set up. Don't worry, you can always add more ways to get paid later.

On your website

Accept card payments and PayPal on your website
[See more](#)

In person

Accept payments on your mobile anywhere with PayPal Here
[See more](#)

With online invoicing

Create and email invoices in minutes.
[See more](#)

On eBay

Get paid for all items sold and receive payments
from PayPal
[See more](#)

[Continue](#)

SELECT PAYMENT OPTION

Payment set-up

Account set-up

How do you want to get paid?

Choose one option or select them all. We'll help you get set up. Don't worry, you can always add more ways to get paid later.

On your website

Accept card payments and PayPal on your website

[See more](#)

In person

Accept payments on your mobile anywhere with PayPal Here

[See more](#)

With online invoicing

Create and email invoices in minutes.

[See more](#)

On eBay

Sell items on eBay and request payment through PayPal.

[See more](#)



Then click continue to go through to the payment set-up

Continue

Business set-up

Payment set-up

Account set-up

How do you want to get paid?

Choose one option or select them all. We'll help you get set up. Don't worry, you can always add more ways to get paid later.

On

Acc
web
See

In person

Accept payments on your mobile anywhere with PayPal Here
[See more](#)

With online invoicing

Create and email invoices in minutes.
[See more](#)

On eBay


Sell items on eBay and request payment through PayPal.
[See more](#)

Continue

Business Profile

Welcome **John Smith**

Business name: [Smith's Baby Clothing](#)

 [Business Set-up](#)

 [Profile and Settings](#)

To-do list 

[Confirm email address](#)

[Lift your account limits](#)

[Need help?](#)

STEP

10:



Payment set-up

Account set-up



First, let's confirm your email address

You'll need to do this to accept payments.



Add your bank account

Move money more easily from PayPal to your bank account.



Make your business name clear for customers

Be sure your customers will recognise your business name on their card statements.



Lift limits and move funds more easily

We may initially limit the amount of funds you can move from your PayPal account until you provide us with more information about yourself.

ACCOUNT SET-UP

Payment set-up



Confirm email address



First, let's confirm your email address

You'll need to do this to accept payments.



Add your bank account

Move money more easily from PayPal to your bank account.



Make your business name clear for customers

Be sure your customers will recognise your business name on their card statements.



Lift limits and move funds more easily

We may initially limit the amount of funds you can move from your PayPal account until you provide us with more information about yourself.

Payment set-up

Account



First, let's confirm your email address

You'll need to do this to activate your account.



Add your bank account

Move money more easily.



Make your business receipts

Be sure your customers can pay you.



Lift limits and move funds more easily

We may initially limit the amount of funds you can move from your PayPal account until you provide us with more information about yourself.



Confirm your email address to activate your account

Click the link in the email we sent to you at **mybusiness123@gmail.com**

[Go to Gmail](#)

Or enter the [confirmation code](#) from the email we sent you.

Didn't get the email? Check your spam folder or ask us to [resend it](#).

Payment set-up

Account set-up



First, let's confirm your email address

You'll need to do this to accept payments.



Add your bank account

Move money more



Confirm business name



Make your business name clear for customers

Be sure your customers will recognise your business name on their card statements.



Lift limits and move funds more easily

We may initially limit the amount of funds you can move from your PayPal account until you provide us with more information about yourself.



Payment set-up

Account



First, let's confirm your business name

You'll need to do this before you can accept payments.



Add your bank account

Move money more easily between your bank and PayPal.



Make your business name easy to recognise

Be sure your customers can recognise your business name on their card statement.



Lift limits and increase your selling power

We may initially limit your selling power. We'll help you lift these limits.



Confirm your business name

Help avoid chargebacks and customer queries by making your business name easy to recognise on your customers' card statement.

[Show example](#)

Standard version (11 chars. max)

PAYPAL * SMITHSBABYC

Long version (19 chars. max)

PAYPAL * SMITHSBABYC

Only some cards support this.

Confirm Business Name

Information about yourself.

Payment set-up

Account set-up



First, let's confirm your email address

You'll need to do this to accept payments.



Add your bank account

Move money more easily from PayPal to your bank account.



You've confirmed your business name

Now, your customers will recognise your name on their card statements.



Lift limits and move funds more easily

We may initially limit the amount of funds you can move from your PayPal account until you provide us with more information about yourself.

Payment set-up

Account set-up



First, let's confirm your email address

You'll need to do this to accept payments.



Add your bank account

Move money more easily from PayPal to your bank account.



You've confirmed your business name

Now, your customers can accept payments.



Lift fund limits



Lift limits and move funds more easily

We may initially limit the amount of funds you can move from your PayPal account until you provide us with more information about yourself.

Your account limits

For security reasons, initial limits are set on the amount you can send, receive and withdraw from your PayPal account. To lift your limits, select all you want to lift and click the **Lift Limits** button.

Limits refer to your primary currency. If you use a different currency, we will convert the equivalent amount to your primary currency and amend the limit accordingly.

Type of Limit	Amount of Limit	Remaining	Reset Date
<input type="checkbox"/> Sending limit per year ?	£2,164.58 GBP	£2,164.58 GBP	
<input type="checkbox"/> Withdrawal limit per month ?	£500.00 GBP	£500.00 GBP	9 Feb 2017
<input type="checkbox"/> Withdrawal limit per year ?	£650.00 GBP	£650.00 GBP	
<input type="checkbox"/> Receiving limit per year ?	£2,164.58 GBP	£2,164.58 GBP	

Lift Limits



Lift Limits

[Return to Account Overview](#)



BUSINESS ACCOUNT CREATED SUCCESSFULLY

how to

SETUP YOUR PERSONAL PAYPAL ACCOUNT





PayPal

STEP

01

PERSONAL 

BUSINESS 

PARTNERS AND DEVELOPERS

Log In

Sign Up

Sign up



SIGN UP



PayPal

STEP

02

SELECT PERSONAL ACCOUNT

PayPal is a secure, easy way to pay and get paid – sign up for free

- Personal Account**
Shop online or send and receive money. All without sharing your payment info
- Business Account**
Accept PayPal and all cards online or at the register. Send secure invoices to your customers.

Next



PayPal

STEP

03

See for yourself why millions of people love PayPal – Sign up for free

Personal Account

Shop online or send and receive money. All without sharing your payment info.

Your email

Create your password

Confirm your password

Next

**ADD
PERSONAL
DETAILS**

Just a few more details to finish
creating your account

Diana

Larusso

2211 N 1st Street

San Jose

CA



95112

+1(555)555-5555



+1(555)555-5555



You have read and agree to PayPal's [User Agreement](#), [Privacy Policy](#), and [Electronic Communication Delivery Policy](#). If you provide your mobile phone number, you give us permission to contact you about your PayPal branded accounts using automated calls or texts to: service your accounts, investigate fraud, or collect a debt, but not for telemarketing. If you don't want to receive automated calls or texts, you can change your preferences at the end of this sign up process or in your account settings at anytime.

Agree and Create Account





PayPal


STEP

04

Link a debit or credit card, no need to enter it again when using PayPal

Billing address

Link Card

[Link a bank account instead](#)

[I'll do it later](#)

ADD CREDIT / DEBIT DETAILS





PayPal

STEP

05


CHECK OUT

 **PayPal** Check out



LINKING PAYPAL ACCOUNT WITH BANK ACCOUNT



A close-up photograph of a laptop screen. The screen is black and displays a large, stylized blue letter 'P' logo. A white horizontal banner is superimposed over the center of the screen, containing the text 'STEP 1: Login' in a bold, black, sans-serif font. The laptop's keyboard is visible in the bottom left corner, and the wooden surface of the desk is visible in the background.

STEP 1: Login

Log In

Sign Up





Email address

Password

Log In

Having trouble?

Sign Up





STEP 2: Add Bank Account Details

My Account

Send Payment

Request Money

Merchant Services

Products & Services

Overview

Add Funds

Withdraw

History

Resolution Center

Profile

Welcome,

Account Type: Personal [Upgrade](#)

Status

Withdrawal Limits: [View Limits](#)

PayPal balance:

Available balance in

Total balance (all currencies, available for withdrawal) to

[Hide](#)

Currency



Smart Services

Products & Services

Center

Profile

Add/Edit Email

Add/Edit Bank Account

Add/Edit Credit Card

Add/Edit Street Address

Currency converter



Bank Account


Select

Bank Account



Remove

Add



[About Us](#)

[Account](#)

[Fees](#)

[Privacy](#)

[Security Center](#)

[Contact Us](#)

Add a Bank Account in the United States

The safety and security of your bank account information is protected by PayPal. We will notify you by email whenever you initiate a transaction with this bank account.

Country

Bank Name

Account Type Checking Savings

U.S. Check Sample

MEMO

⑆211554485⑆ 0012 1456874801 ⑈

Routing Number

Check#

Account #

(9 digits)

(3-17 digits)

Routing Number

Check#

Account #

|| (9 digits) ||

(3-17)

Routing Number

Is usually located between the || symbols on your

(9 digits)

Account Number

Typically comes before the || symbol. Its exact lo

(3-17 digits)

Re-enter Account Number

Continue

Cancel

[Contact Us](#) | [Accounts](#) | [Fees](#) | [Privacy](#) | [Security Center](#) | [C](#)

Copyright © 1999-2015 PayPal. All rights reserved.
Consumer advisory- PayPal Pte. Ltd., the holder of



Bank Account in the United States

Privacy and security of your bank account information is protected by PayPal. We will send you information by email whenever you initiate a transaction with this bank account.

Country

Bank Name

Account Type Checking
 Savings

U.S. Check Sample

MEMO

⑆211554485⑆ 0012 1456A24801

Routing Number

Check#

Account N

||| (9 digits)

(3-17 d

Routing Number

Is used to locate the bank between the ||| symbols on your

(9 digits)

Account Number

Typical of the ||| symbol. Its exact loc

(3-17 digits)

Re-enter Account Number

Continue

Cancel

[About Us](#) | [Accounts](#) | [Fees](#) | [Privacy](#) | [Security Center](#) | [Co](#)

Copyright © 1999-2015 PayPal. All rights reserved.
Consumer advisory- PayPal Pte. Ltd., the holder of



VERIFY YOUR BANK ACCOUNT



**WE WISH YOU THE
BEST OF LUCK!**

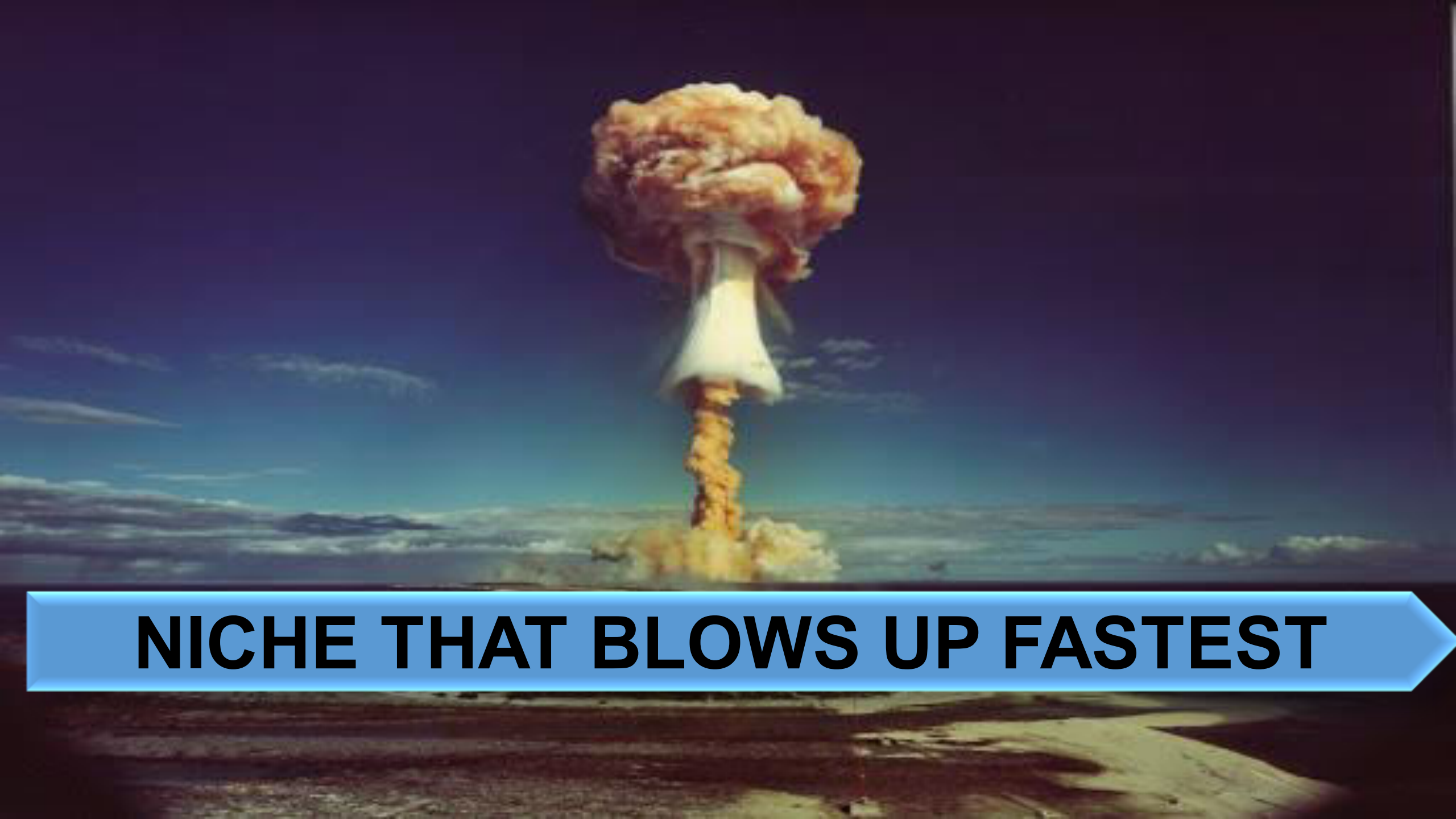


CHOOSE YOUR NICHE

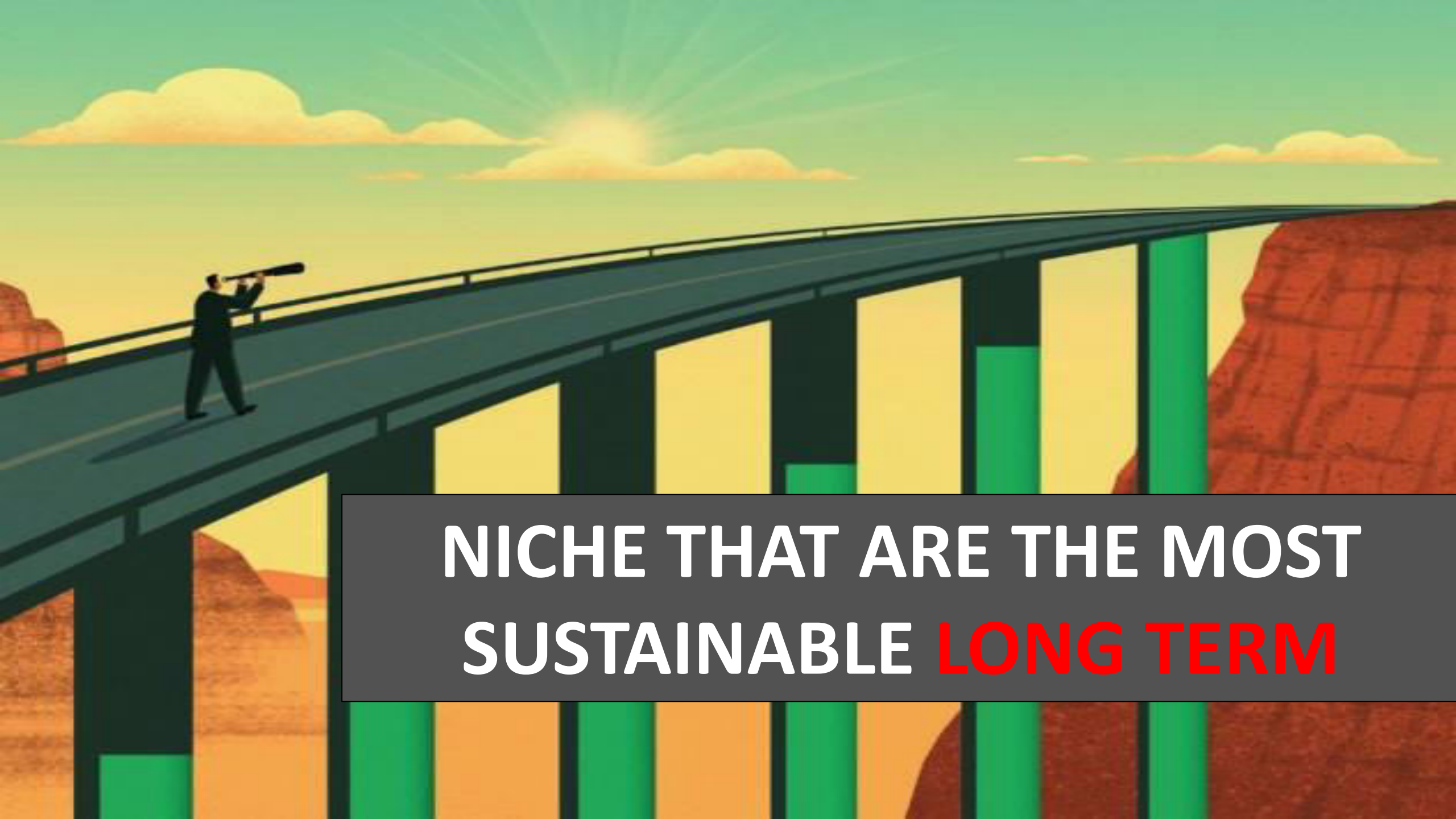
REFER TO THE DAY 3/100
(JULY 4, 2020) DIGITAL MASTERY
NOTES AND RECORDINGS



THINGS TO CONSIDER ON CHOOSING THE NICHE FOR YOUR YOUTUBE CHANNEL



NICHE THAT BLOWS UP FASTEST



**NICHE THAT ARE THE MOST
SUSTAINABLE LONG TERM**



**NICHE THAT ARE
UNPREDICTABLE BUT WIN BIG**



**NICHES THAT ARE CONSISTENT
AND SAFE BUT LOWER REWARD**

HIGH CPM NICHES THAT PAY THE MOST PER VIEW

\$



526,100 245 views



LOW CPM NICHES THAT GO INSANELY VIRAL



3:18 / 20:03





**HOW TO SET UP YOUR FIRST CHANNEL THE
RIGHT WAY**



**LEARN HOW TO SETUP YOUR FIRST
AUTOMATED YOUTUBE CHANNEL**

HOW DO YOU NAME YOUR **YOUTUBE CHANNEL** IN A RIGHT WAY?





How to create a profile and cover photo that makes you like an established channel with millions of subscribers?

Learn the rules of **YOUTUBE**
both written and unwritten.

R U L E S

LEARN HOW TO OPTIMIZE YOUR CHANNEL



LEARN HOW YOUTUBE ANALYTICS WORKS AND HOW TO USE THEM AS AN UNFAIR ADVANTAGE



LEARN HOW TO CONNECT YOUR BANK ACCOUNT TO YOUTUBE





YouTube



LUCK

**THE SCIENCE OF GOING VIRAL AND GETTING
VIEWS THAT COMPLETELY ELIMINATES LUCK**

(The math behind virality)

LEARN HOW TO USE CAPTUREVIDZ AT SCALE



**Learn the offshoring
art of ethical
clickbait titles &
thumbnails that
makes viewers stop
scrolling and Have to
click on your video**





**LEARN THE
GOLDEN
TIME TO
UPLOAD
YOUR
VIDEOS**

LEARN YOUTUBE AUTOMATION SHORTCUT


The image shows the YouTube logo, which consists of the word "You" in white and "Tube" in red, both inside a white rounded rectangle. This logo is centered on a dark red rectangular background. The entire scene is set against a background of a red and white checkered pattern, with a blurred YouTube logo visible in the upper middle section.

You Tube

**LEARN THE
VIRAL
FORMULA
BEHIND
CAPTUREVIDZ**



LEARN HOW TO TURN VIEWERS INTO SUBSCRIBERS



**WAYS TO MAKE MONEY
THROUGH
YOUTUBE PARTNER
PROGRAM**



The background features a stylized illustration of a laptop. The screen displays a person in a red suit, a bar chart with four bars of varying heights, and a play button icon. To the right of the laptop, there is a line graph with three data points connected by lines. The entire scene is set against a red background with various geometric shapes and gradients.

1. ADVERTISING REVENUE



2. CHANNEL MEMBERSHIPS

The background features a stylized illustration of a laptop. The screen displays a person with a yellow face and black hair, wearing a red jacket, positioned in front of a white background. To the right of the person is a bar chart with four vertical bars of varying heights. Below the screen, a red play button icon is visible. The entire scene is set against a red background with various geometric shapes and lines, suggesting a digital or business environment.

3. MERCHANDISE SHELF

The image features a stylized illustration of a laptop screen. On the screen, a video call is in progress, showing a person with a yellow face and black hair wearing a red jacket. To the right of the person is a bar chart with four bars of varying heights. Below the video call area is a play button icon. The entire scene is set against a red background with various geometric shapes and lines. A white banner with black text is overlaid across the middle of the image.

4. SUPER CHAT & SUPER STICKERS

The background features a stylized illustration of a laptop. The screen shows a video player interface. On the left side of the screen is a person with a yellow face and black hair, wearing a red jacket. On the right side is a bar chart with four bars of varying heights. Below the video player is a play button icon. The entire scene is set against a red background with various geometric shapes and lines, including a line graph on the right and a thumbs-up icon on the left.

5. YOUTUBE PREMIUM REVENUE



Thank you!