

WELCOME

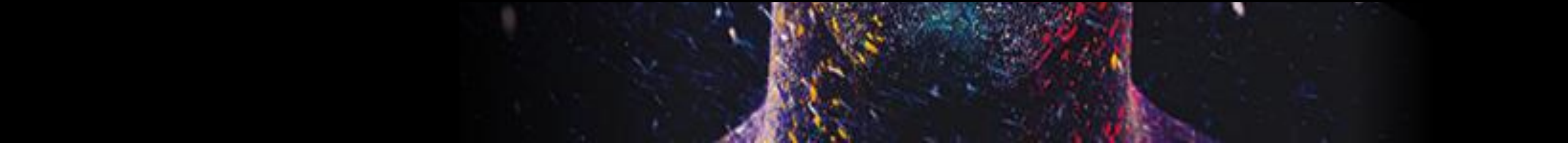
DAY 29/100

DIGITAL MASTERY CHALLENGE

DATE: August 9, 2020, SUNDAY
TIME: 07:00 PM (AST)
LIVE FROM DOHA, QATAR



AFFILIATE MASTERY DAY 4






MOST IMPORTANT- CUSTOMERS

**DECISION OF
THE CUSTOMER
IS THE
*SUCCESS OF
YOUR BUSINESS***



A man and a woman are engaged in a conversation. The man, on the left, is wearing a green t-shirt and is smiling while looking at the woman. The woman, on the right, has curly hair and is wearing a grey long-sleeved shirt. She is holding a tablet computer. The background is a blurred office setting with other people. A large, light blue oval is overlaid on the left side of the image, containing the text 'WHO IS YOUR CUSTOMER?' in bold, black, uppercase letters.

**WHO IS
YOUR
CUSTOMER?**



DEFINE YOUR CUSTOMER



**Customer is defined by
PSYCHOGRAPHICS AND DEMOGRAPHICS**

DEMOGRAPHICS AND PSYCHOGRAPHIC

Demographics

Age / Gender

Race

Location

Employment Status

Psychographics

Personality

Values

Attitudes

Interests

Lifestyles



DEMOGRAPHICS EXAMPLE

- **Demographic Information:**
- Female
- Aged 35-40
- Married, with children
- Dealing with issues of weight gain, diabetes, lack of energy or hormonal imbalance



PSYCHOGRAPHICS


- Concerned with health and appearance
- Wants a healthy lifestyle, but doesn't have much time
- Enjoys going online in the evenings, big fan of Pinterest
- Tends to favor quality over economy
- Finds fulfillment in her career and family
- Values time with a small group of friends



DEFINING YOUR CUSTOMER IS A CHALLENGE



CLICKBANK AVATAR CONCEPT



A lush, dark forest scene with a wooden bridge and a waterfall, serving as a background for the text. The scene is illuminated with a cool blue and green light, creating a mysterious and ethereal atmosphere. The bridge is made of dark wood and has a railing. The waterfall is on the left side, and the forest is filled with large, gnarled trees and dense foliage.

WHAT IS AVATAR?



Avatar derives from a Sanskrit word meaning "**descent,**" and when it first appeared in English in the late 18th century, it referred to the descent of a deity to the earth.

In the age of technology, *avatar* has developed another sense—it can now be used for the image that a person chooses as his or her **"embodiment" in an electronic medium.**





AVATAR MOVIE







FEATURES OF AVATAR (MOVIE)

An **avatar** is a genetically engineered body, a **Human/Na'vi** hybrid, meant to house a human mind.





FEATURES OF AVATAR (MOVIE)

An avatar is typical adult size ranges from nine to ten feet (2.75 to 3.0m) tall with blue skin, bioluminescent markings and large eyes with golden irises.





FEATURES OF AVATAR (MOVIE)

The avatar body possesses greater strength and resilience than the body of its human driver, owing this to the carbon fibers reinforcing its bones.

HINDU GODS





MATSYA (FISH)





KURMA (TORTOISE)

The image is a composite of two satellite-style photographs of Earth from space. The top portion shows the dark, starry void of space above the thin, curved horizon of the planet. Below the horizon, the atmosphere glows with a pale blue and green hue, and numerous small, bright yellow and orange lights are scattered across the surface, representing city lights at night. The bottom portion of the image provides a closer view of the Earth's surface, showing swirling white clouds over a dark blue ocean. The same city lights are visible, appearing as a dense, glowing pattern of yellow and orange dots. A light blue horizontal band is superimposed over the middle of the image, containing the text 'VARAHA (BOAR)'.

VARAHA (BOAR)

A satellite view of Earth from space, showing the curvature of the planet and city lights at night. The image is split horizontally, with the top half showing a wide view of the Earth's horizon and the bottom half showing a closer view of the Indian subcontinent. A yellow banner with black text is overlaid across the center.

NARASIMHA (HALF-MAN/HALF-LION)



VAMANA (DWARF)





PARSHURAM





RAMA





KRISHNA





GAUTAMA





KALKI





CLICKBANK- AVATAR CONCEPT



**YOUR VISUALIZING CHARACTERISTICS AND
PERSONALITY ETC OF YOUR CUSTOMERS**





YOUR AVATAR

An avatar is a concept of who your customer is.

**In your product you'll
need to match your marketing and your product to
your ideal demographic.**





Otherwise your messaging will miss and people won't buy.



THE EASIEST WAY TO MAKE SURE THAT DOESN'T HAVE FOR YOU IS TO BE THOROUGH WHEN ASKING:

WHO IS YOUR CUSTOMER AND HOW DO YOU MARKET TO THEM?

you'll have the ability to target certain demographics and if your product and marketing is geared toward them, you'll be much more successful than putting out generic or blanket marketing tactics.



**WHO IS YOUR
CUSTOMER AND
HOW DO YOU
MARKET TO THEM?**





GENDER

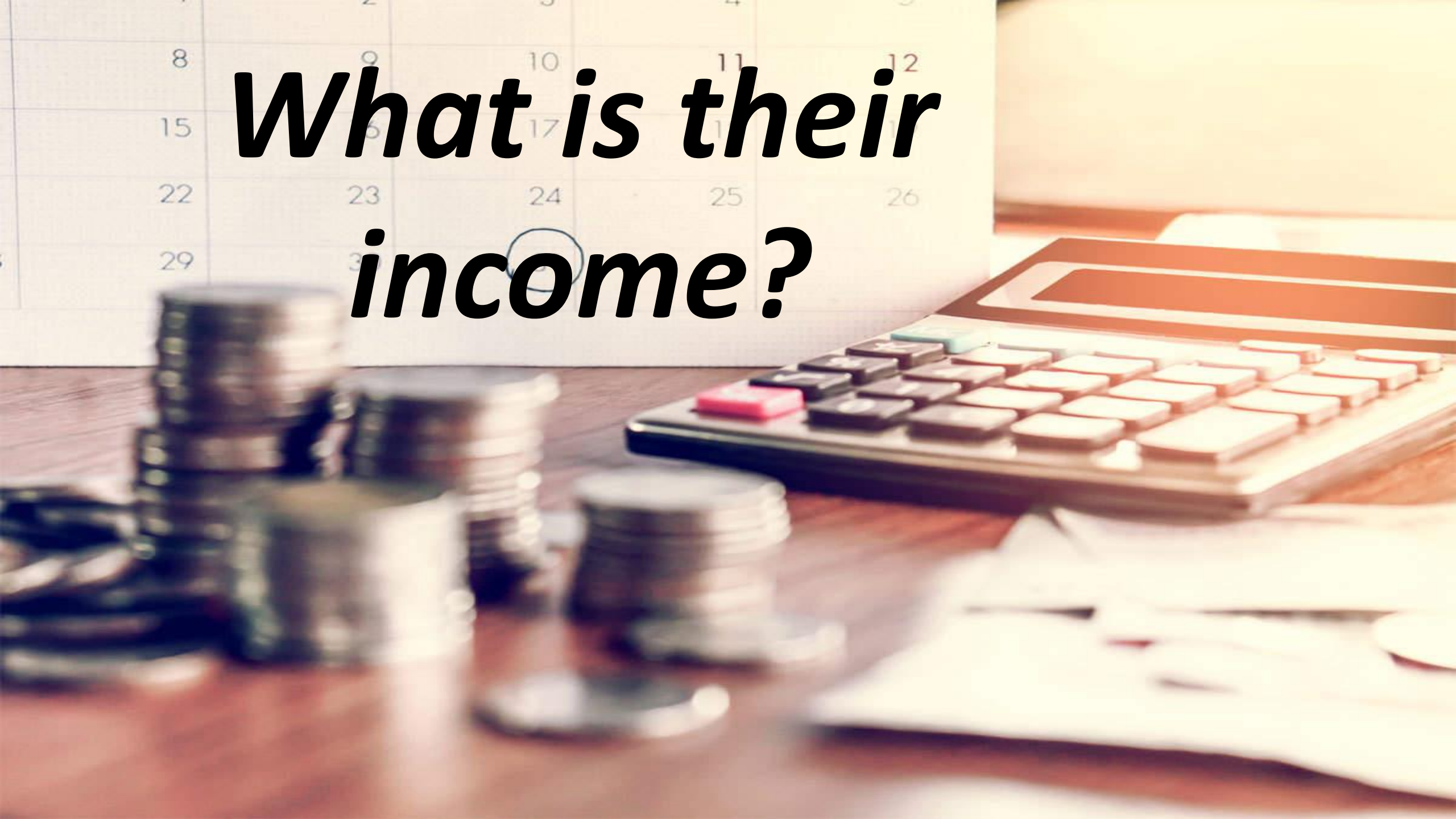


**HOW OLD ARE THEY? TEENAGER?
YOUNG ADULT? SENIOR?**



What is their ethnicity?

***What is their
income?***





***Are They Single, Married, Divorced,
Widowed?***



Do they have kids? How old are they?



∫ □□ □□□□ □ □□□□□ □□□□□□ ∫ □□□□□□
□□□ ∫ ∫ □□□□ □□□□□□ ∫

A photograph of a city street with a white banner overlaid in the center. The banner contains the text "WHERE DO THEY LIVE?". The background shows a mix of old brick buildings and modern glass skyscrapers. In the lower half of the image, a set of elevated train tracks runs down the center of the street, flanked by wooden walkways and railings. A red corrugated metal roof is visible on the right side of the tracks. The sky is overcast.

WHERE DO THEY LIVE?



What language do they speak, or do they speak a second language?



**What is their education level?
High school? College? Post-grad?**





?



?



?

Finally, what is their name? YES, give them a name!

Who is the person most likely to buy this product?



EMOTIONAL TRIGGERS

WHAT ARE THEIR VALUES?

Finish the sentence: ___ wants to...



WHAT ARE THEIR GOALS?

Finish the sentence: ___ is committed to..

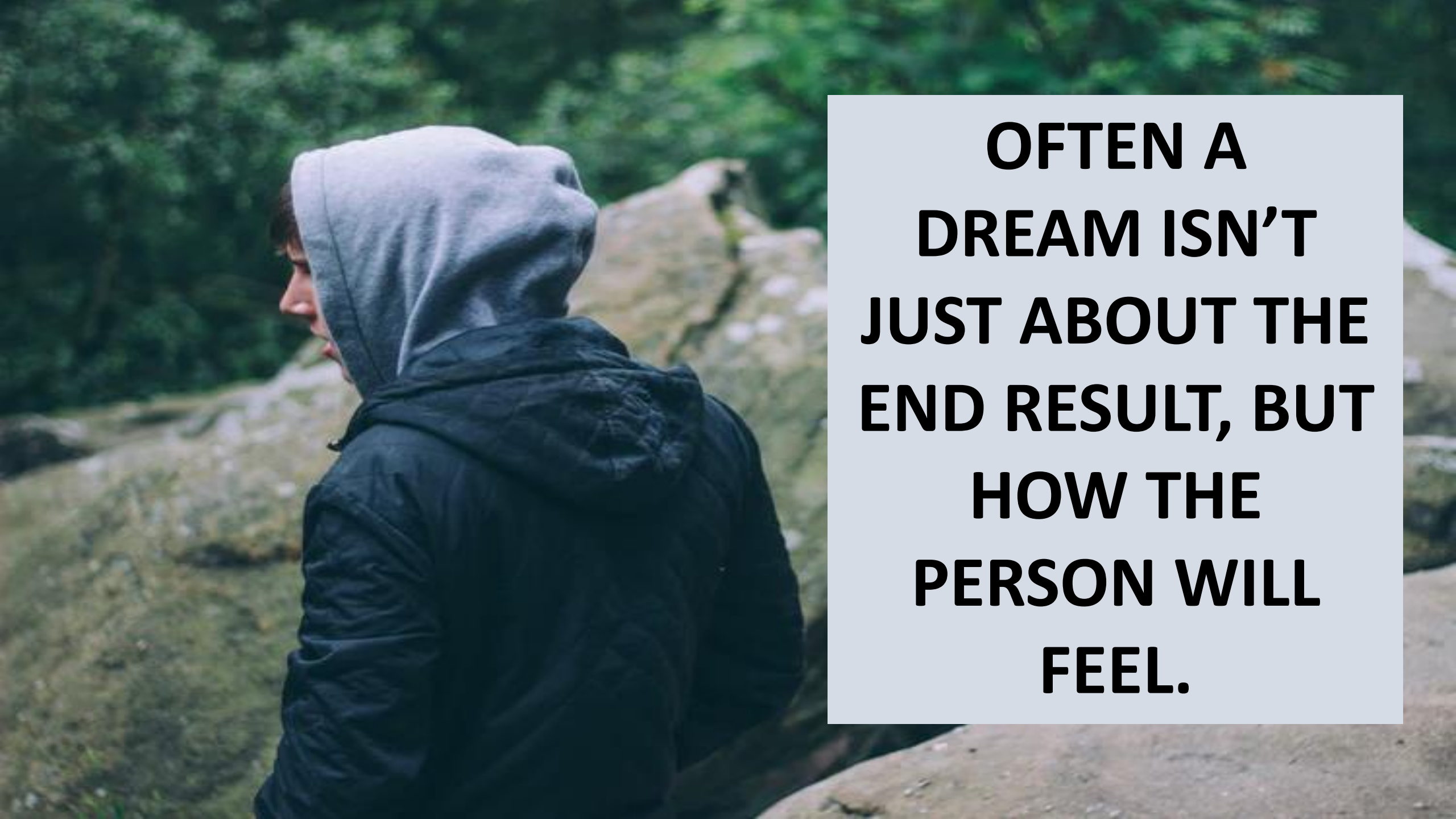


***WHAT, ABOVE ALL ELSE, DO THEY
DREAM ABOUT **IN THEIR LIVES?*****



What are the emotions they would feel when reaching their goal?





**OFTEN A
DREAM ISN'T
JUST ABOUT THE
END RESULT, BUT
HOW THE
PERSON WILL
FEEL.**

Will they feel happy, accomplished, satisfied? Talk about the emotions.



How does your product address these goals, values, and dreams?



What will the person feel after they have bought and used your product?



FEARS AND CHALLENGES





0 1 2 3 4 5 6 7 8 9
0 1 2 3 4 5 6 7 8 9
0 1 2 3 4 5 6 7 8 9
0 1 2 3 4 5 6 7 8 9

DAY TO DAY?

EX: NOT ENOUGH TIME TO WORK OUT WITH KIDS AND CAREER.





WHAT IS THEIR BIG LIFE CHALLENGE?

Ex: Feeling trapped in their job because they don't make enough money to quit, and the job market in their area stinks



**WHAT KEEPS YOUR AVATAR UP
AT NIGHT WORRYING ABOUT?**






**DESCRIBE THE VISION YOU HAVE FOR YOUR AVATAR
AFTER THEY HAVE COMPLETED YOUR PRODUCT.**




CREATING YOUR ELEVATOR PITCH





THE ELEVATOR PITCH

**CREATING AN ELEVATOR PITCH WILL HELP YOU
NARROW IN ON YOUR KEY SELLING POINTS.**



THE ELEVATOR PITCH

AN ELEVATOR PITCH SHOULD FOCUS ON REAL RESULTS AND BENEFITS, NOT FEATURES.

UNIQUE
SELLING
PROPOSITION

USP



**CREATING YOUR UNIQUE SELLING
PROPOSITION (USP).**

USP TO INCREASE WEB SALES



**A unique selling proposition
is what sets your business
apart from the competition.**



**It is a specific benefit of your
products or services that no one
else in the market can claim.**

USP




Test your **USP** by showing them to your customers, and friends and see if they find it attractive.

**THIS IS AN EVEN MORE SPECIFIC
AND CONDENSED VERSION OF YOUR ELEVATOR PITCH.**



THE KEYWORD HERE IS SHARP.



**Ex: I help young men under 25 who
just entering the work force
overcome insecurity
and achieve career success with 3
simple practices.**



I help _____ (<—your avatar)

(EX: MEN OVER 50)

with _____ (<—your avatar's issue)

(EX: MONEY & DEBT PROBLEMS)

overcome _____ (<—our avatar's frustration)

(EX. FEELINGS OF FEAR & INADEQUACY)

and achieve _____ (<—your product's benefit)

(EX. FINANCIAL FREEDOM)

with or without _____ (<—your product's
convenience).

(EX. GOING THROUGH BANKRUPTCY)





**BECOMING AN
AFFILIATE WITH
CLICKBANK™**



HOW TO BECOME AN AFFILIATE MARKETER

Go to clickbank.com

CLICKBANK™

Home

Shop

Promote

Sell

Learn

Support

Login

Sign Up



ClickBank is a **Leading Global Retailer** and Affiliate Marketplace

ClickBank is a leading global retailer with its own affiliate marketplace. We enable you to grow with unlimited scale.

➔ Sell

Grow your sales with the ClickBank Affiliate Marketplace

➔ Promote

Find top-performing products to promote.

Activate Windows
Go to Settings to activate Windows.

Sign up

CLICKBANK™

International ▼

Sign Up

Login

ClickBank Empowers *Entrepreneurs Like You*

From landing your first sale, to scaling your online brand, ClickBank helps you automate and grow your business.



It's 100% FREE to join!

Your information will never be shared or sold.
[Read Our Privacy Promise.](#)

Country



First Name

Last Name



Phone Number

+1 201-555-0123

Activate Windows
Go to Settings to activate Windows.

**It will show you page like this.
If you would like to watch their video click on “I am interested” else click on the other option**

CLICKBANK

International

Want a Head Start?

We'll send you training on how to be successful with ClickBank.

Yes, I'm interested in more

No, I got this on my own



**Then
Complete
Your Profile**

Fill payee details

CLICKBANK

Dashboard

Profile

Support

City
Auckland

Zip Code / Postal Code
1010

Preferred Language
English

How would you like to be paid?

Payee Name

Do Later

Save

What is Payee Name?
The payee name is the business or
issued to. You can change the payee

Now click on create an account



CLICKBANK.



Create an Account

Link your existing Account Nicknames together to view your aggregate data and manage all of your activity from your ClickBank Account.

I'm new here



I have existing accounts



Click sign up



I'm new here



I sell my own product or would like to promote other products.

Sign Up

I have existing accounts



There are many Accounts I'd like to manage as an Admin.

Link Account

And sign up

Manage Account Nicknames

Manage your account nicknames.

Link your existing Account Nicknames together to view your aggregate data and manage all of your activity from your ClickBank Account.

Sign Up

Link Account

Choose type of your account affiliate

The image shows a 'Sign Up' modal window from ClickBank. The modal has a title bar with 'Sign Up' and a close button (X). It contains two input fields: 'Account Type' (a dropdown menu) and 'Nickname' (a text input field). Below the 'Nickname' field is a list of requirements: 5-10 characters, alphanumeric, no spaces or punctuation, and lowercase. A 'Sign Up' button is at the bottom left. To the right of the form is a section titled 'What is a nickname?' with explanatory text and a note that account nicknames cannot be changed. The background shows a blurred sidebar with icons and a 'Manage' section.

CLICKBANK.

Sign Up

Account Type

Nickname

Enter a unique name for this account.

- 5-10 characters
- Alphanumeric
- No spaces or punctuation
- Lowercase

Sign Up

What is a nickname?

Your Account Nickname is the ID for your account. It allows us to accurately track all the transactions related to your account, and will be displayed in the Memo of all payments you receive from ClickBank. Please note that because it will be used in all of your referral payment links, it will also be visible to purchasing customers during the order process.

Please note that Account Nicknames cannot be changed.

Manage

Manage your account

Link your existing account to your activity from

Sign Up

Link Account

Activate Windows
Go to Settings to activate Windows.

ClickBank is not a chartered bank or trust company and does not accept deposits or trust accounts and is not a bank.

Privacy Policy

Contact Us

Sign Up



Account Type

Affiliate (Promote products)



Nickname

Enter a unique name for this account.

- 5-10 characters
- Alphanumeric
- No spaces or punctuation
- Lowercase

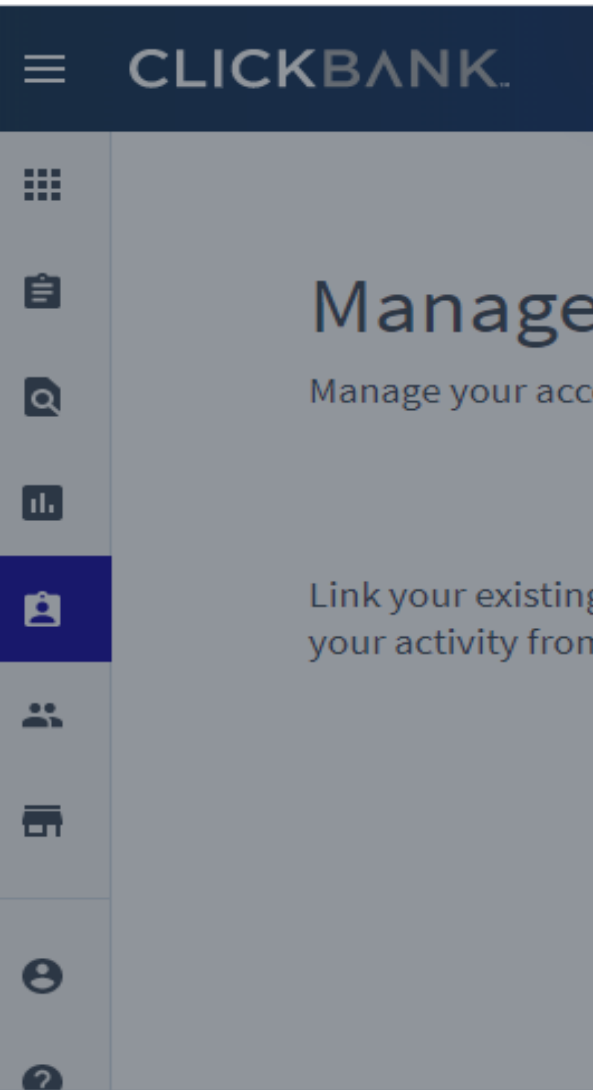
Sign Up

What is a nickname?

Your Account Nickname is the ID for your account. It allows us to accurately track all the transactions related to your account, and will be displayed in the Memo of all payments you receive from ClickBank. Please note that because it will be used in all of your referral payment links, it will also be visible to purchasing customers during the order process.

Please note that Account Nicknames cannot be changed.

Click On Sign Up



CLICKBANK.

Manage

Manage your account

Link your existing account to your activity from

Sign Up

Link Account

Activate V

to Privacy

Account Type
Affiliate (Promote products)

Nickname
testonenew

Enter a unique name for this account.

- 5-10 characters
- Alphanumeric
- No spaces or punctuation
- Lowercase

Congratulations, the Nickname is available!

Sign Up

What is a nickname?

Your Account Nickname is the ID for your account. It allows us to accurately track all the transactions related to your account, and will be displayed in the Memo of all payments you receive from ClickBank. Please note that because it will be used in all of your referral payment links, it will also be visible to purchasing customers during the order process.

Please note that Account Nicknames cannot be changed.

This is your dashboard



Welcome: testonew | Knowledge Base | Partner Offers | Marketplace | Blog | Log Out | Language: English

DASHBOARD

REPORTING

ACCOUNT SETTINGS

VENDOR SETTINGS

RESOURCES

Support

ATTENTION CLICKBANK VENDORS AND AFFILIATES

[Expand](#)

Important! To comply with an order issued by the U.S. District Court for the District of Utah, if you send unsolicited email marketing campaigns promoting products sold through ClickBank, you must not send unsolicited marketing emails to the domains owned and/or operated by XMission LC listed on the linked suppression list. Sending unsolicited marketing emails to the domains on the linked suppression list may be considered a violation of the CAN-SPAM Act and, therefore, a breach of your obligations under Section 6 of the Client Contract, and could expose you or ClickBank to court action, including potential monetary penalties, and immediate termination of your ClickBank account. This requirement does not prohibit you from responding to potential customer inquiries, sending order confirmations or tracking information or responding to customer service requests.

WELCOME TO CLICKBANK!

Congratulations on registering your ClickBank account.

ClickBank has helped tens of thousands of people turn their knowledge into an additional source of income.

We're excited you're here and look forward to helping you too.

Let's get started!



KNOWLEDGE BASE

The perfect place to learn more and get started quickly with ClickBank.



PARTNER OFFERS

Grow your business with special offers from top industry providers.

Activate Windows

Go to Settings to activate Windows



**Verify Your
Email**



**Go to settings
and update
your payment
information**

Edit payment information

Payment Information -

[» Edit](#)

Payment Threshold: \$100.00

Payment Method: Check

Clerk API Keys -

Clerk API key management is available in the master account.

Developer API Keys -

[» Edit](#)

No developer keys have been created.

You can set payment threshold

MY ACCOUNT:testonenew

Payment InformationEditor -

» Close

For more information regarding our payment policies, please refer to our [accounting policy](#).

* Required

*Payment Threshold:

*Payment Method: Check Direct Deposit

*Payment Frequency: Weekly Bi-weekly

Direct Deposit Information -

*Bank Country:

*Bank City:

*Bank Name:

SAVE CHANGES

CANCEL

Add Your Bank Details And Save

MY ACCOUNT:testonenew

Payment InformationEditor -

» Close

For more information regarding our payment policies, please refer to our [accounting policy](#).

* Required

*Payment Threshold:

*Payment Method: Check Direct Deposit

*Payment Frequency: Weekly Bi-weekly

Direct Deposit Information -

*Bank Country:

*Bank City:

*Bank Name:

SAVE CHANGES

CANCEL



HOW TO ADD PRODUCT TO AFFILIATE WEBSITE

CLICKBANK™

We are taking an example website

www.bestinapple.com

New Airpod Pro Launched.. Buy now at Bet price

About Us | FAQ | Contact | USD ▼



Best in Apple

Search your products..

Search

IPHONE ▼ IPAD ▼ MACBOOK ▼ IMAC ▼ WATCH ▼ TV ▼ AIRPODS ▼ OTHERS ▼



RENOWNED BRANDS
WORLDWIDE BRANDS



24/7 SUPPORT
CUSTOMER SUPPORT




PAYMENT
SECURE SYSTEM



Activate Windows
Go to Settings to activate Windows.
TRUSTED
GENUINE PRODUCTS




We are going to add Mobile related E-books





Category will be: Ebooks





STEP 01

Go to clickbank.com

CLICKBANK™

Home

Shop

Promote

Sell

Learn

Support

Login

Sign Up



ClickBank is a **Leading Global Retailer** and Affiliate Marketplace

ClickBank is a leading global retailer with its own affiliate marketplace. We enable you to grow with unlimited scale.

➔ Sell

Grow your sales with the ClickBank Affiliate Marketplace

➔ Promote

Find top-performing products to promote.

Activate Windows
Go to Settings to activate Windows.

Login to market place



Support

MARKETPLACE

Choose from thousands of great products to promote

Find Products:



[Advanced Search](#)
[Search Help](#)

Sponsored Links

LCSSM Earn Up To
\$900
Per Sale on Sep 28th

Advertisement

Resources

[Favorites](#)

Categories

▶ ARTS & ENTERTAINMENT

▶ AS SEEN ON TV

▶ BETTING SYSTEMS

▶ BUSINESS / INVESTING

▶ COMPUTERS / INTERNET

How to Find Products to Promote

1. Browse Categories on the left.
2. Use the Find Products box above to search by keyword.

To view the vendor's Pitch Page, click the listing title. **Stats** show you how much you can earn for referred sales. Click Promote to create a [HopLink](#) and start referring sales!

To learn more about how the Marketplace works [click here](#).



New to Affiliate Marketing?

The ClickBank [Knowledge Base](#) will help you to get started.

- Not sure what an affiliate is or does? Learn the [basics of being a ClickBank affiliate](#).
- Follow the easy steps in [this guide](#) to get started promoting ClickBank products.
- How does an affiliate earn commissions and get paid? [This article](#) will show you how your earnings are calculated.



Activate Windows
Go to Settings to activate Windows



STEP 02

SELECT THE
category

Select Mobile

Categories

▶ ARTS & ENTERTAINMENT

▶ AS SEEN ON TV

▶ BETTING SYSTEMS

▶ BUSINESS / INVESTING

▶ COMPUTERS / INTERNET

▶ COOKING, FOOD & WINE

▶ E-BUSINESS & E-MARKETING

▶ EDUCATION

▶ EMPLOYMENT & JOBS

▶ FICTION

▶ GAMES

▶ GREEN PRODUCTS

▶ HEALTH & FITNESS

▶ HOME & GARDEN

▶ LANGUAGES

▶ MOBILE

▶ PARENTING & FAMILIES

The ClickBank Knowledge Base will help you to get started.

- Not sure what an affiliate is or does? Learn the basics of being a ClickBank affiliate.
- Follow the easy steps in this guide to get started promoting ClickBank products.
- How does an affiliate earn commissions and get paid? This article will show you how your earnings are calculated.



Advertisement



STEP 03

Filter as you want select ebook



Advertisement

Resources

Favorites

Reset Filters and Attributes

Filters

Results

[Marketplace Help](#)

Displaying results 1-10 out of 62 (pg. 1 of 7)

Results per page:

Sort results by:

Low to High

High to Low

Sponsored Links

Phone Photography Tricks - Trick Photography With Your Iphone!

Avg \$/sale

\$16.77

PROMOTE

Discover The Simple Secrets To Taking Jaw-dropping Pictures On Your Camera Phone And Receiving Thousands Of Likes On Instagram, Facebook And More! +++ Make Money With Us! Affiliates Are Making \$\$\$ Per Day!
www.phonephotographytricks.com/

Affiliate Page:<http://phonephotographytricks.com/index.php?...>



[Add To Favorites](#)

[Vendor Spotlight](#)

Select product and click on promote



Advertisement

Resources

[Favorites](#)

[Reset Filters and Attributes](#)

Filters

Results

[Marketplace Help](#)

Displaying results 1-10 out of 62 (pg. 1 of 7)

Results per page:

Sort results by:

Low to High

High to Low

[Sponsored Links](#)

[Phone Photography Tricks - Trick Photography With Your Iphone!](#)

Avg \$/sale

\$16.77

Discover The Simple Secrets To Taking Jaw-dropping Pictures On Your Camera Phone And Receiving Thousands Of Likes On Instagram, Facebook And More! +++ Make Money With Us! Affiliates Are Making \$\$\$ Per Day!
www.phonephotographytricks.com/

PROMOTE

Affiliate Page: <http://phonephotographytricks.com/index.php?...>



[Add To Favorites](#)

[Vendor Spotlight](#)




STEP 04


Generate HopLink

HopLink Generator

Close

Language: English 

Enter Your Information:

You can earn 75.0% commission for every customer you refer to this product! Get started now by creating a HopLink. 

Account Nickname:

Tracking ID (Optional): 


GENERATE HOPLINKS

A photograph of a modern building's facade at night, viewed through a glass window. The building's structure is composed of a grid of dark, rectangular panels, with some windows illuminated from within. The view is framed by a dark, grid-like structure, likely the window's frame. In the center of the image, there is a large, horizontal, orange rectangular box containing the text "STEP 05" in a bold, black, sans-serif font.

STEP 05

Copy the link

Enter Your Information:

You can earn 75.0% commission for every customer you refer to this product! Get started now by creating a HopLink. 


Account Nickname:

Tracking ID (Optional): 

GENERATE HOPLINKS

Copy Your HopLink:

GENERATED HOPLINKS

HopShield Encrypted HopLink: <https://f16delli8mu6udyfsc0a8xgv4g.hop.clickbank.net/?tid=WEBSITE> 



STEP 06

Go to your affiliate website dashboard

The dashboard interface includes a top navigation bar with a 'View My Website' link and a user profile icon showing '405 Visits'. A left sidebar contains menu items: Admin, Dashboard, Affiliates, Manage Website, Onsite SEO, Optin List, and SEO Master. The main content area is divided into several sections:

- User Profile:** Last Login: 08 Aug 2020 | 10:48 pm. Admin Admin.
- Monthly Stats (Aug 2020):** 94 Visits, 33 Unique Visits.
- Hours spent on Dashboard:** 01h 38m Week, 01h 38m Aug 20, 12h 20m Total.
- Welcome to Admin Dashboard:** Dashboard Summary > Package: Affiliate.
- Platform at a Glance:**

22 Total Products	21 Active Products	1 Inactive Products	2 Featured Products	2 Branded Products	12 Active Merchants
8 Total Categories	2 Active Categories	6 Inactive Categories	1 Total Brands	1 Active Brands	0 Inactive Brands
- Affiliate Products Overview (Aug 2020):**

22 Total Products Listed	4 Products Viewed	18 Products not Viewed
-----------------------------	----------------------	---------------------------

Progress bar: 0 to 100% (4/22 viewed)
- Add More to Your Portal:** Buttons for Add New Affiliate Product, Add New Category, Add New Blog, Add New Testimonial, Add New Flash News, and Manage Onsite SEO.



STEP 07

Login to your Dashboard

The dashboard interface includes a top navigation bar with a 'View My Website' link and a user profile icon showing '405 Visits'. A left sidebar contains navigation links for Admin, Dashboard, Affiliates, Manage Website, Onsite SEO, Optin List, and SEO Master. The main content area is divided into several sections:

- User Profile:** Last Login: 08 Aug 2020 | 10:48 pm. Admin Admin.
- Monthly Stats (Aug 2020):** 94 Visits, 33 Unique Visits.
- Hours spent on Dashboard:** 01h 38m Week, 01h 38m Aug 20, 12h 20m Total.
- Platform at a Glance:**

22 Total Products	21 Active Products	1 Inactive Products	2 Featured Products	2 Branded Products	12 Active Merchants
8 Total Categories	2 Active Categories	6 Inactive Categories	1 Total Brands	1 Active Brands	0 Inactive Brands
- Affiliate Products Overview (Aug 2020):**

22 Total Products Listed	4 Products Viewed	18 Products not Viewed
-----------------------------	----------------------	---------------------------
- Add More to Your Portal:** Buttons for Add New Affiliate Product, Add New Category, Add New Blog, Add New Testimonial, Add New Flash News, and Manage Onsite SEO.



STEP 08

Select affiliate


The image shows a screenshot of an admin dashboard. The left sidebar contains several menu items: Admin, Dashboard, Affiliates (circled in red), Manage Website, Onsite SEO, Optin List, and SEO Master. The main content area displays a 'Welcome to Admin Dashboard' message, a 'Dashboard Summary' breadcrumb, and a 'Package: Affiliate' status. A 'Platform at a Glance' section provides a summary of key metrics:

Metric	Value
Total Products	22
Active Products	21
Inactive Products	1
Featured Products	2
Branded Products	2
Active Merchants	12
Total Categories	8
Active Categories	2
Inactive Categories	6
Total Brands	1
Active Brands	1
Inactive Brands	0


Below this, the 'Monthly Stats (Aug 2020)' section shows 94 Visits and 33 Unique Visits. The 'Hours spent on Dashboard' section shows 01h 38m for the week, 01h 38m for Aug 20, and 12h 20m total. The 'Affiliate Products Overview (Aug 2020)' section shows 22 Total Products Listed, 4 Products Viewed, and 18 Products not Viewed. A progress bar indicates 50% completion. The 'Add More to Your Portal' section includes buttons for 'Add New Affiliate Product', 'Add New Category', 'Add New Blog', 'Add New Testimonial', 'Add New Flash News', and 'Manage Onsite SEO'.

Add category and sub category


[View My Website](#)




Admin




Dashboard




Affiliates




Manage Website



Onsite SEO




Optin List




Category 3


- Manage Category
- Add Category
- Add Priority




Subcategory 2




Subincategory 2




Affiliate Product 2



Affiliate Brand 2



Merchants 2



My Commissions 2

Dashboard > Manage Affiliate Products >

Search product

Manage Affiliate Products (Total Products : 22)

P.ID ^	Product Name ^	Active ^	Featured ^	Offer ^	Manage ^	Added By
22	Profitsgram - New Improved Funnel With Monster Epc + \$1550 Contest (view mobile)	✓	✗	✗	🗑️ ✎	Admin
21	Apple iPhone 11 Pro (64GB, Midnight Green)	✓	✓	✗	🗑️ ✎	Admin
20	Bose QuietComfort 35 II Wireless Bluetooth Headphones	✓	✗	✓	🗑️ ✎	Admin
19	Apple AirPods with Wireless Charging Case (Latest Model)	✓	✓	✗	🗑️ ✎	Admin
18	Samsung Galaxy Buds 2019, Bluetooth True Wireless Earbuds	✗	✗	✗	🗑️ ✎	Admin
17	Samsung Gear IconX (2018 Edition) Bluetooth Cord-free Fitness Earbuds	✓	✗	✗	🗑️ ✎	Admin
16	Bose SoundLink Around Ear Wireless Headphones	✓	✗	✗	🗑️ ✎	Admin
15	Bose QuietComfort 35 II Wireless Bluetooth Headphones	✓	✗	✗	🗑️ ✎	Admin

REFER TO THE DAY 26/100
(AUGUST 5, 2020) DIGITAL MASTERY
NOTES AND RECORDINGS

FOR DASHBOARD TRAINING



STEP 09

Then Add merchant

Manage Website	Affiliate Product 2	21	Apple iPhone 11 Pro (64GB, Midnight Green)	✓	✓	✗	🗑️ ✎	Admin
	Affiliate Brand 2	20	Bose QuietComfort 35 II Wireless Bluetooth Headphones	✓	✗	✓	🗑️ ✎	Admin
Onsite SEO	Merchants 2	19	Apple AirPods with Wireless Charging Case (Latest Model)	✓	✓	✗	🗑️ ✎	Admin
	Manage Merchant	18	Samsung Galaxy Buds 2019, Bluetooth True Wireless Earbuds	✗	✗	✗	🗑️ ✎	Admin
Optin List	Add Merchant	17	Samsung Gear IconX (2018 Edition) Bluetooth Cord-free Fitness Earbuds	✓	✗	✗	🗑️ ✎	Admin
	My Commissions 2	16	Bose SoundLink Around Ear Wireless Headphones	✓	✗	✗	🗑️ ✎	Admin
		15	Bose QuietComfort 35 II Wireless Bluetooth Headphones	✓	✗	✗	🗑️ ✎	Admin
		14	Bluetooth Headphones 5.0 Wireless Earbuds IPX6 Waterproof Magnetic with Stereo Bass	✓	✗	✗	🗑️ ✎	Admin

Add merchant name and image

Here merchant is clickbank

Then submit

Dashboard > Add Merchant >

Add Merchant

Name *

Image : +

Category 3

Subcategory 2

Subincategory 2

Affiliate Product 2

Affiliate Brand 2

Merchants 2

My Commissions 2

Admin

Dashboard

Affiliates

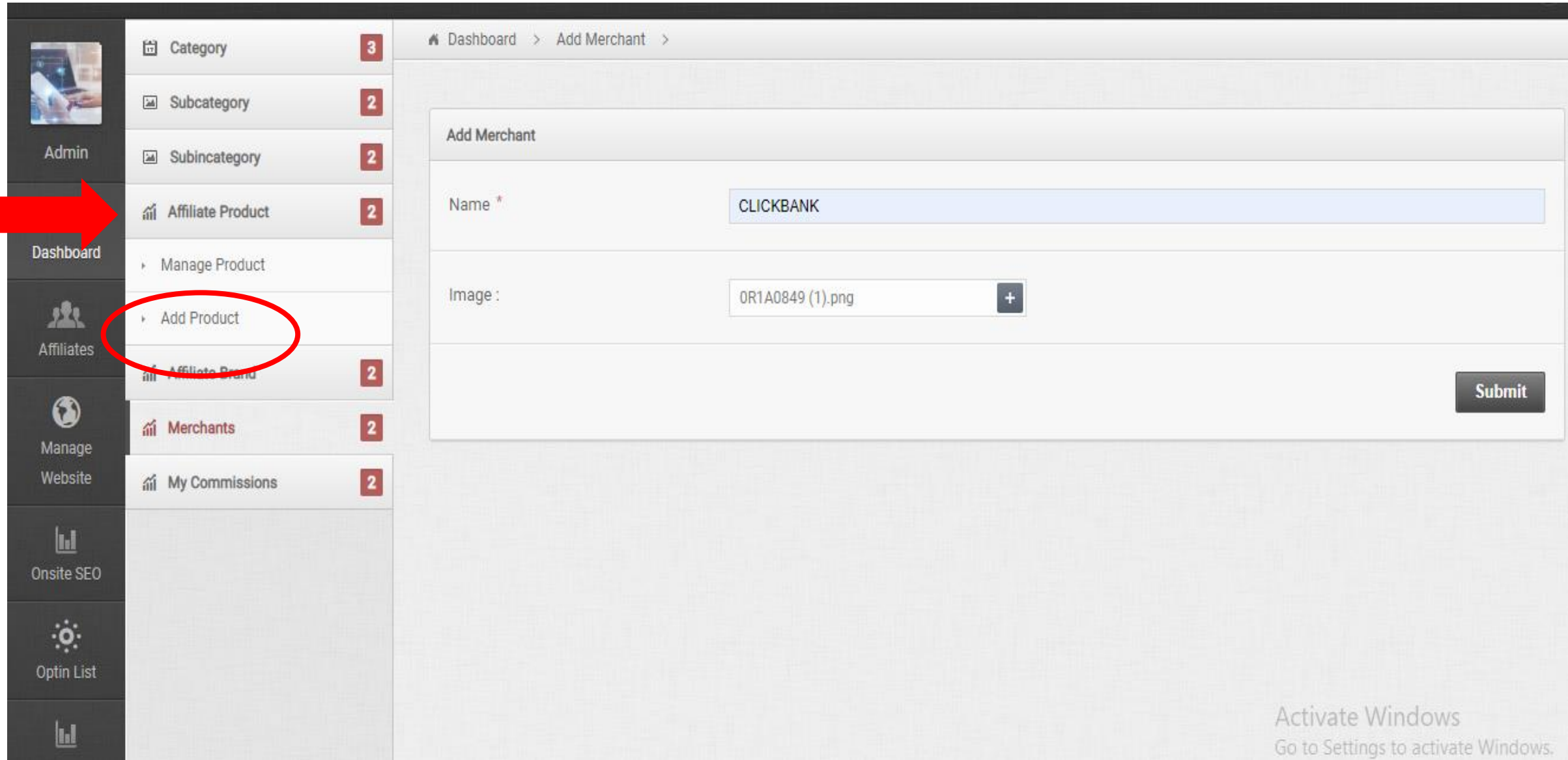
Manage Website

Onsite SEO



STEP 10

Now click on affiliate product and add product



The image shows a dashboard interface with a sidebar on the left and a main content area on the right. A red arrow points to the 'Add Product' option in the sidebar, which is also circled in red. The main content area displays the 'Add Merchant' form, which includes a 'Name' field containing 'CLICKBANK' and an 'Image' field containing 'OR1A0849 (1).png'. A 'Submit' button is located at the bottom right of the form.

Dashboard Sidebar:

- Admin
- Dashboard
- Affiliates
 - Add Product** (circled in red)
- Manage Website
- Onsite SEO
- Optin List

Main Content Area:

Dashboard > Add Merchant >

Add Merchant

Name *

Image : +



STEP 11

Copy all details from click bank and paste here

The image shows a dashboard interface for managing affiliate products. On the left is a sidebar menu with categories like Admin, Dashboard, Affiliates, Manage Website, Onsite SEO, Optin List, and Affiliate Brand. The main content area is titled 'Dashboard > Add new Affiliate Product >'. The form includes fields for 'Choose Category' (with 'iPhone' entered), 'Choose Sub Category' (with 'Select' selected), 'Product Title', 'Choose Brand' (with 'Select' selected), 'Price Starting From' (with 'USD' entered), and 'Product Image' (with a 'Choose Files' button and 'No file chosen' text). At the bottom, there is a 'Product Overview' section with a rich text editor toolbar.

Dashboard > Add new Affiliate Product >

Add new Affiliate Product

Choose Category: *

Choose Sub Category: *

Product Title *

Choose Brand:

Price Starting From *

Product Image * No file chosen

Product Overview

Activate Windows



STEP 12

Select merchant and Paste HopLink here then click on submit

SEO / Meta Keyword		
Merchant :	CLICKBANK ▼	Price : 23.4
Affiliate API *	https://f16delli8mu6udyfsc0a8xgv4g.hop.clickbank.net/?tid=WEBSITE	ADD MORE
		<input type="submit" value="Submit"/>

Activate Windows
Go to Settings to activate Windows.



STEP 13

GO TO YOUR AFFILIATE WEBSITE AND CHECK

New Airpod Pro Launched. Buy now at Bet price

[About Us](#) | [FAQ](#) | [Contact](#) | USD 



Best in Apple

Search your products..

Search

[IPHONE](#)  [IPAD](#)  [MACBOOK](#)  [IMAC](#)  [WATCH](#)  [TV](#)  [AIRPODS](#)  [OTHERS](#) 



RENOWNED BRANDS
WORLDWIDE BRANDS



24/7 SUPPORT
CUSTOMER SUPPORT



PAYMENT
SECURE SYSTEM



TRUSTED
GENUINE PRODUCTS

Activate Windows

Go to Settings to activate Windows.



STEP 14

THIS IS THE EBOOK WE HAVE ADDED

LATEST PRODUCTS



Profitsgram - New Improved Funnel With M

Starts From \$ 23.40



Apple iPhone 11 Pro
(64GB, Midnight Gree

Starts From \$ 999.00



Bose QuietComfort 35 II
Wireless Bluetoo

Starts From \$ 249.00



Apple AirPods with
Wireless Charging Cas

Starts From \$ 164.99



STEP 15

CLICK ON IT

LATEST PRODUCTS



Profitsgram - New Improved Funnel With M

Starts From \$ 23.40



Apple iPhone 11 Pro
(64GB, Midnight Gree

Starts From \$ 999.00



Bose QuietComfort 35 II
Wireless Bluetooth

Starts From \$ 249.00



Apple AirPods with
Wireless Charging Cas

Starts From \$ 164.99



STEP 16

This is the product page – Click buy now

The screenshot shows a product page for a television. The main product is a "Television Vision 850 Lcd" with a "40% Off" badge. Below the main product are sections for "LED DIGITAL TV'S", "PROVIDING", "Featured products", "New products", and "DIGITEL CAMERA". The right sidebar contains a "Cart" section (empty), "New Products", "Wishlist", "BEST OFFERS", and "OFFICE LAPTOP".

\$1550 Contest (view mobile)
\$ 23.40



23.4

BUY NOW

IT WILL GO TO SELLERS PAGE



HERE IS HOW YOU CAN MAKE OVER **\$750 PER WEEK** ***IN 2020 & YEARS TO COME...*** JUST BY USING INSTAGRAM ON COMPLETE AUTOPILOT!

UPDATE - YES, THIS WORKS EVEN IN COVID-19 TIMES!!

Hi, my name is **Dawson Trevor** and next to me is my best bud, **Max!**

Activate Windows



STEP 17

Here you can see the
add to cart click on
that

Early Bird Special Bonus Included in the next :

0:00:28:19
DAYS HOURS MINUTES SECONDS



81,283

USERS CANT BE WRONG

SPECIAL DISCOUNT OFFER

Purchase Your Access Now Only ~~\$77~~ **\$37**

ADD TO CART!

VISA MasterCard AMERICAN EXPRESS DISCOVER 60 days moneyback guarantee

Your Purchase Will Immediately be delivered as a Digital Download





STEP 18

Enter the customer details and they can buy from here

Customer Information

Email Address

Billing Information

Payment Method

Credit Card PayPal

Cardholder Name

Card Number



Expiration Date

08 2020

Security Code

[What is this?](#)

Country

Zip Code

Order Summary

Profits Gram System - Turn Your Instagram Into a PAID Hobby!



Digital Product

3,098.94 INR

INR - Indian Rupee

Subtotal	3,098.94 INR
Tax	0.00 INR
TOTAL	3,098.94 INR

Immediate access to this product or service is available once payment is approved.

[Pay Now](#)



HOW TO TAKE OPTIN LIST

GO TO DASHBOARD

View My Website

405 Visits

Admin

Best in Apple

Admin Admin

Monthly Stats (Aug 2020)

94 Visits	33 Unique Visits
---------------------	----------------------------

Hours spent on Dashboard

01h 38m Week	01h 38m Aug 20	12h 20m Total
------------------------	--------------------------	-------------------------

Welcome to Admin Dashboard

Dashboard Summary >

Package: **Affiliate**

Platform at a Glance

22 Total Products	21 Active Products	1 Inactive Products	2 Featured Products	2 Branded Products	12 Active Merchants
8 Total Categories	2 Active Categories	6 Inactive Categories	1 Total Brands	1 Active Brands	0 Inactive Brands

Affiliate Products Overview (Aug 2020)

22 Total Products Listed	4 Products Viewed	18 Products not Viewed
------------------------------------	-----------------------------	----------------------------------

0 50% 100%

Add More to Your Portal

- Add New Affiliate Product**
- Add New Category**
- Add New Blog**
- Add New Testimonial**
- Add New Flash News**
- Manage Onsite SEO**

Activate Windows. Go to Settings to activate Windows.

Click on optin

[View My Website](#)

[Optin List / Subscribers](#)

[Advt Banner Leads](#)

[Dashboard](#) > [Manage Optin List](#) >

Manage Optin List

Registered Date	Registered Email ID	Manage
27-Nov-2019 04:03 am	test@gmail.com	Unsubscribe
27-Nov-2019 04:03 am	tester@gmail.com	Unsubscribe

Admin

Dashboard

Affiliates

Manage Website

Onsite SEO

Optin List



You can see the subscribers list


View My Website

The screenshot shows a dashboard interface. On the left is a vertical sidebar with menu items: Admin, Dashboard, Affiliates, and Manage Website. The main content area has a breadcrumb trail: Dashboard > Manage Optin List >. Below the breadcrumb is a table titled 'Manage Optin List'. The table has three columns: 'Registered Date', 'Registered Email ID', and 'Manage'. The 'Manage' column contains 'Unsubscribe' links for each row. The 'Optin List / Subscribers' menu item in the sidebar is circled in red.

Registered Date	Registered Email ID	Manage
08-Aug-2020 11:36 pm	arohi@gmail.com	Unsubscribe
08-Aug-2020 11:36 pm	brandbazar22@gmail.com	Unsubscribe
08-Aug-2020 11:36 pm	Goldpalaz#4@gmail.com	Unsubscribe
08-Aug-2020 11:36 pm	nahada@gmail.com	Unsubscribe
08-Aug-2020 11:35 pm	stardombranding@gmail.com	Unsubscribe
27-Noy-2019 04:03 am	test@gmail.com	Unsubscribe

You can see the banner leads here

 View My Website 

 [Optin List / Subscribers](#)

 [Advt Banner Leads](#)

 [Dashboard](#) > [Advt Banner Lead](#) >

Advt Banner Lead<6>

Search :

#	Name	Email Address	Contact Number	Reg. Date	Message
1	Nena	nenamasoor@gmail.com	09562493566	08-08-2020 23:38:03	hh
2	tester	tester@gmail.com	987654321	27-11-2019 03:51:51	test message

Admin



Dashboard



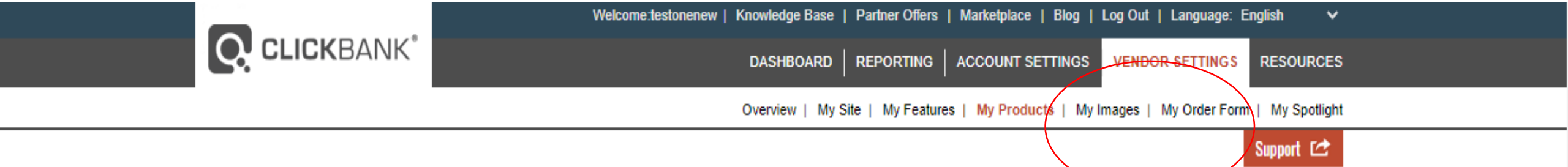
Affiliates

VENDOR



**ACCOUNT
SETTINGS**

From this dashboard click on vendor settings



Welcome: testonew | Knowledge Base | Partner Offers | Marketplace | Blog | Log Out | Language: English

DASHBOARD | REPORTING | ACCOUNT SETTINGS | **VENDOR SETTINGS** | RESOURCES

Overview | My Site | My Features | My Products | My Images | My Order Form | My Spotlight

Support

MY PRODUCTS: testonew

SETTING UP YOUR THANK YOU PAGE URL(S)

ClickBank allows you to list standard and recurring products for sale. Standard products, like ebooks or instructional videos, are available for one-time purchase. Conversely, recurring products and services, like membership sites, provide ongoing value. Both types of products require a Thank You Page.

- NOTE:**
- Affiliates may begin promoting products and are not required to complete any of the information below.
 - Edits to existing products will take up to one minute to become active on the order form.

ADD NEW: [PRODUCT](#) [UPSELL FLOW](#) [ORDER BUMP](#) [SHIPPING PROFILE](#)

STANDARD PRODUCTS		RECURRING BILLING PRODUCTS	PHYSICAL PRODUCTS	PITCHPLUS UPSELL FLOWS	ORDER BUMPS	SHIPPING PROFILES					
No results found											
Actions	Item	Product Image	Thank You Page	Title	Contracts	Currency	Price	Commission	Physical Good	Active	Status

No results found

‡ Default commission is % and is set in My Site -> Marketplace Information

CLICK ON ADD NEW PRODUCT



Welcome: testonew | Knowledge Base | Partner Offers | Marketplace | Blog | Log Out | Language: English

DASHBOARD | REPORTING | ACCOUNT SETTINGS | **VENDOR SETTINGS** | RESOURCES

Overview | My Site | My Features | **My Products** | My Images | My Order Form | My Spotlight

Support

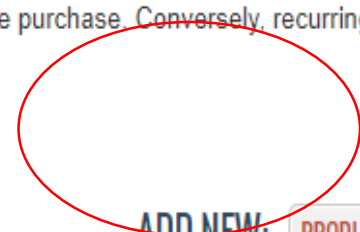
MY PRODUCTS: testonew

SETTING UP YOUR THANK YOU PAGE URL(S)

Hovering your pointer over certain field names will provide informational text.

ClickBank allows you to list standard and recurring products for sale. Standard products, like ebooks or instructional videos, are available for one-time purchase. Conversely, recurring products and services, like membership sites, provide ongoing value. Both types of products require a Thank You Page.

- NOTE:**
- Affiliates may begin promoting products and are not required to complete any of the information below.
 - Edits to existing products will take up to one minute to become active on the order form.



ADD NEW: PRODUCT | UPSELL FLOW | ORDER BUMP | SHIPPING PROFILE

STANDARD PRODUCTS

RECURRING BILLING PRODUCTS

PHYSICAL PRODUCTS

PITCHPLUS UPSELL FLOWS

ORDER BUMPS

SHIPPING PROFILES

No results found

Actions	Item	Product Image	Thank You Page	Title	Contracts	Currency	Price	Commission	Physical Good	Active	Status
---------	------	---------------	----------------	-------	-----------	----------	-------	------------	---------------	--------	--------

No results found

‡ Default commission is % and is set in My Site -> Marketplace Information

Mention your product type


Support 

Create a New Product

VENDOR: *testonenew*

Please tell us what kind of product you would like to create:

Select Product Type 

 CANCEL


Fill all the details

Support 

Create a New Product

VENDOR: **testonenew**

Please tell us what kind of product you would like to create:

Recurring Physical Product 

 CANCEL

A subscription-based shippable good. Ex: magazines, monthly subscription boxes, etc.

RECURRING PHYSICAL PRODUCT

 Product Status **Active** 


 FAQs

Product Details  Required

Item Number 

1

Product Item Numbers can consist of up to 25 alphanumeric values (a-z and 1-9, dashes {-} are allowed).

Product Title 

Select a title of up to 70 characters for each product. This title will display on the ClickBank order form.

Activate Windows
Go to Settings to activate Windows.

Product details like name description price link etc

Product Details * Required

Item Number *

1

Product Item Numbers can consist of up to 25 alphanumeric values (a-z and 1-9, dashes {-} are allowed).

Product Title *

Select a title of up to 70 characters for each product. This title will display on the ClickBank order form.

Language *

English



The language in which the product or service is offered.

Image

None



This image will display on the ClickBank order form.

product image
not set

The ability to add images is not enabled until your first product has been approved.

Description *

255 character limit

Then click on save

Thank You Page URL

The URL where you provide any additional details about the purchased physical product. This URL will be linked from the confirmation emails sent to your customers after purchase.

Mobile Thank You Page URL

Shipping Profile

You must create and select a Shipping Profile before a physical product can be approved. [Edit Shipping Profiles](#)

Delivery Method *

Preferred shipping carrier. (i.e. USPS, FedEx, UPS)

Delivery Speed *

Preferred speed for delivering your product. (i.e. Standard Ground, Two-Day Air, etc.)

✕ CANCEL

SAVE & EXIT

SAVE & REQUEST APPROVAL

Go to ClickBank market place



Welcome: testonnew | Knowledge Base | Partner Offers | **Marketplace** | Blog | Log Out | Language: English

DASHBOARD | REPORTING | ACCOUNT SETTINGS | VENDOR SETTINGS | RESOURCES

Support

MARKETPLACE

Choose from thousands of great products to promote

Find Products:



[Advanced Search](#)
[Search Help](#)

Sponsored Links

LCS³ Earn Up To
\$900
Per Sale on Sep 28th

Advertisement

Resources

[Favorites](#)

Categories

▶ ARTS & ENTERTAINMENT

▶ AS SEEN ON TV

▶ BETTING SYSTEMS

▶ BUSINESS / INVESTING

▶ COMPUTERS / INTERNET

How to Find Products to Promote

1. Browse Categories on the left.
2. Use the Find Products box above to search by keyword.

To view the vendor's Pitch Page, click the listing title. **Stats** show you how much you can earn for referred sales. Click Promote to create a **HopLink** and start referring sales!

To learn more about how the Marketplace works [click here](#).



New to Affiliate Marketing?

The ClickBank **Knowledge Base** will help you to get started.

- Not sure what an affiliate is or does? Learn the **basics of being a ClickBank affiliate**.
- Follow the easy steps in **this guide** to get started promoting ClickBank products.
- How does an affiliate earn commissions and get paid? **This article** will show you how your earnings are calculated.



Activate Windows
Go to Settings to activate Windows

▶ **HEALTH & FITNESS**

▼ **HOME & GARDEN**

Animal Care & Pets

Crafts & Hobbies

Entertaining

Gardening & Horticulture

General

Homebuying

How-to & Home Improvements

Interior Design

Sewing

Weddings

▶ **LANGUAGES**

▶ **MOBILE**

▶ **PARENTING & FAMILIES**

▶ **POLITICS / CURRENT EVENTS**

▶ **REFERENCE**

▶ **SELF-HELP**

▶ **SOFTWARE & SERVICES**

▶ **SPIRITUALITY, NEW AGE & ALTERNATIVE BELIEFS**

▶ **SPORTS**




Advertisement

Go to Category

Search where your niche is present



- ▶ **HEALTH & FITNESS**
- ▼ **HOME & GARDEN**
 - Animal Care & Pets
 - Crafts & Hobbies
 - Entertaining
 - Gardening & Horticulture
 - General
 - Homebuying
 - How-to & Home Improvements
 - Interior Design
 - Sewing
 - Weddings
- ▶ **LANGUAGES**
- ▶ **MOBILE**
- ▶ **PARENTING & FAMILIES**
- ▶ **POLITICS / CURRENT EVENTS**
- ▶ **REFERENCE**
- ▶ **SELF-HELP**
- ▶ **SOFTWARE & SERVICES**
- ▶ **SPIRITUALITY, NEW AGE & ALTERNATIVE BELIEFS**
- ▶ **SPORTS**



Million Dollar Prize Pool

THE LAUNCH OF THE YEAR

Sign Me Up!

Advertisement

Select your Category

You can see many products



Advertisement

Resources

Favorites

Reset Filters and Attributes

Filters

Gravity

0

100+

Avg \$/sale

\$0

\$150+

Initial \$/sale

\$0

\$100+

Avg Rebill Total

\$0

\$200+

Avg %/sale

1%

75%

Results

Marketplace Help

Displaying results 1-10 out of 77 (pg. 1 of 8)

Results per page: 10

Home & Garden : Animal Care & Pets

Sort results by:

Popularity

Low to High

High to Low

Brain Training For Dogs - Unique Dog Training Course! Easy Sell! (view mobile)

High Quality Dog Training Course Featuring 21 Games To Improve A Dog's Intelligence And Behavior, Plus Easy Instructions For Training Obedience Commands! Created By A Well Known Professional Dog Trainer! Affiliate Tools:
Braintraining4dogs.com/affiliates

Affiliate Page: <https://www.braintraining4dogs.com/affiliates...>

Avg \$/sale
\$31.59

PROMOTE



Add To Favorites

Vendor Spotlight

Stats: Initial \$/sale: **\$31.59** | Avg %/sale: **75.0%** | Avg Rebill Total: **\$0.00** | Avg %/rebill: **1.0%** | Grav: **176.81**

Cat: **Home & Garden : Animal Care & Pets**

My Stats: No data found for this vendor in the selected time period.



Doggy Dans Online Dog Trainer: Video Membership From Top Dog Trainer

Fastest Growing Dog & Puppy Training Product On The Web: Video Training Membership Covers Every Problem! Top Converter With Trial. Ask About New High Converting Funnel. 70% Commission. Packed Affiliate Program + Loads Free Videos

Affiliate Page: <https://affiliates.theonlinedogtrainer.com/jo...>

Avg \$/sale
\$72.06

PROMOTE



Add To Favorites

Vendor Spotlight

sponsored

Or you can search niche Eg: dog training



Language: Eng

MARKETPLACE

Choose from thousands of great products to promote

Find Products:

dog training



[Advanced Search](#)
[Search Help](#)

NEW UPDATE

NOTICE TO ALL CLICKBANK AFFILIATES

A top new paid survey offer has launched with amazing results. [Click here](#). Affiliates are getting rich and if you promote it, you will too!

[Click Here To Get Started](#)

Advertisement

Resources

Recently Removed

Reset Filters and Attributes

Filters

Gravity

0 100+

Avg \$/sale

50 \$150+

Results

Displaying results 1-10 out of 134 (pg. 1 of 14)

Results per page: 10

Sort results by:

Keyword Relevance

Accelerated Dog Training Health Grooming

Offering An E-book Resource For Dog Training, Dog Grooming, House Training, And General Pet Care For All Dog Breeds.

Avg \$/sale

\$12.34

PROMOTE

Stats: Initial \$/sale: **\$12.34** | Avg %/sale: **50.0%** | Grav: **0.48**

Cat: **Home & Garden - Animal Care & Pets**



The Dog Training System

Up To 87% Payout! Like No Other Dog Training Program Available. The Real Deal! Easy To Use Membership Interface With Video To Go With Every Lesson! Will Not Disappoint. Affiliate Page For Bonuses + Great Tools: <http://dog-training-system.com/affiliates>

Avg \$/sale

\$12.46

PROMOTE

Vendor: [Buddist](#)

[Sponsored Links](#)

You can filter
based on gravity ,
avg sale, rebill etc

Reset Filters and Attributes

Filters

Gravity
0 100+

Avg \$/sale
\$0 \$150+

Initial \$/sale
\$0 \$100+

Avg Rebill Total
\$0 \$200+

Avg %/sale
1% 75%

Avg %/rebill
1% 75%

Date added to marketplace
2020-4-10 2020-8-8





***Promote a product that has a gravity
between 15 and 70 as we discussed***

Click on promote

Avg \$/sale
\$0 \$150+
●————●

Initial \$/sale
\$0 \$100+
●————●

Avg Rebill Total
\$0 \$200+
●————●

Avg %/sale
1% 75%
●————●

Avg %/rebill
1% 75%
●————●

Date added to marketplace
2020-4-10 2020-8-8
●————●

Cat: [Home & Garden : Animal Care & Pets](#)

My Stats: No data found for this vendor in the selected time period.



Doggy Dans Online Dog Trainer: Video Membership From Top Dog Trainer

Avg \$/sale
\$72.06

Fastest Growing Dog & Puppy Training Product On The Web: Video Training Membership Covers Every Problem! Top Converter With Trial. Ask About New High Converting Funnel. 70% Commission. Packed Affiliate Program + Loads Free Videos

PROMOTE

Affiliate Page: <https://affiliates.theonlinedogtrainer.com/jo...>


[Add To Favorites](#)

[Vendor Spotlight](#)

Stats: Initial \$/sale: **\$18.02** | Avg %/sale: **66.0%** | Avg Rebill Total: **\$71.49** | Avg %/rebill: **67.0%** | Grav: **47.79**


Cat: [Home & Garden : Animal Care & Pets](#)

My Stats: No data found for this vendor in the selected time period.



Cat Spraying No More - Brand New With A 16 2%

Avg \$/sale




Enter your
account
nickname and an
optional **Tracking
ID.**

Sign in to your ClickBank account

When you sign in you agree to the terms stated in the [ClickBank Client Contract](#).

Email Username or Account Nickname

If you are logged in to your ClickBank account, the account nickname field is populated automatically.

Click Create

accounts.clickbank.com/info/jmap.htm?vendor=

Affiliate Program: Promote Products for ' [REDACTED] '

Close

Language: English 

You can earn 75.0% for each paying customer you refer to this product. For details please enter your account nickname and **tracking ID** (if you have one):

Account Nickname:

Tracking ID (Optional):

CREATE

CLOSE WINDOW

Close

TRACKING ID

**Let say if you are promoting product in twitter you can use-
twitter, tr, twit, etc.**



**If you want to
promote in YouTube –
use YT, YouTube, etc.**

LEADS



It is for you to find from where you are getting leads, and it is completely optional

The encrypted HopLink is displayed. For example:


HopLink Generator

Close


Language: English



Enter Your Information:

You can earn 51.0% commission for every customer you refer to this product! Get started now by creating a HopLink. 

Account Nickname:

Tracking ID (Optional): 

GENERATE HOPLINKS

Copy Your HopLink:

GENERATED HOPLINKS

HopShield Encrypted HopLink: [https://647529tnji0e7l95z15\[REDACTED\].hop.clickbank.net/](https://647529tnji0e7l95z15[REDACTED].hop.clickbank.net/) 

Copy the HopLink.



*Save the HopLink for use in
your promotional materials.*




**YOU ARE
DONE!**



HOW TO REALLY MAKE MONEY WITH CLICKBANK IN 2020

**CLICKBANK IS A GREAT PLACE TO MAKE MONEY WITH
AFFILIATE MARKETING. WE'LL SHARE HOW TO DO IT.**





**LEARN FROM YOUR
COMPETITION**

A large crowd of people at a concert, seen from behind, with many hands raised in the air. The scene is illuminated by warm, orange stage lights, creating a bokeh effect in the background. The overall atmosphere is energetic and celebratory.

USE POPULAR PRODUCTS



Go onto the ClickBank Marketplace and find the most similar product to yours. Search for popular products on ClickBank and see how they are marketed.



A person is working on a laptop, with a name tag visible on their chest. The scene is overlaid with a dark semi-transparent banner containing white text. The text reads:

**PRODUCT MARKETING
VS.
PRODUCT
CONTENT/FEATURES.**

The background shows a person's hands on a laptop keyboard. A name tag is visible on the person's chest. The scene is overlaid with a dark semi-transparent banner containing white text. The text reads: **PRODUCT MARKETING VS. PRODUCT CONTENT/FEATURES.**

Marketing presents the product as what it solves.

Identify
your topic

During presentation, it's best to
use highlights. Start with an outline of
the highlights, which can be applied
if you plan on discussing.

quelque chose
happens
Structure Business
Most of behind
to focus Product
Growth Area
Out line of the
topic
Stonks
No we see
regardez-moi!

85%



The actual content is about the how of solving the problem; in other words the specific method of applying the solution to the problem explained in the marketing.

Identify
our topic

During presentation, it's best to
use highlights. Start with an outline of
the highlights, which can be applied
if you plan on discussing

quelque chose
se passe

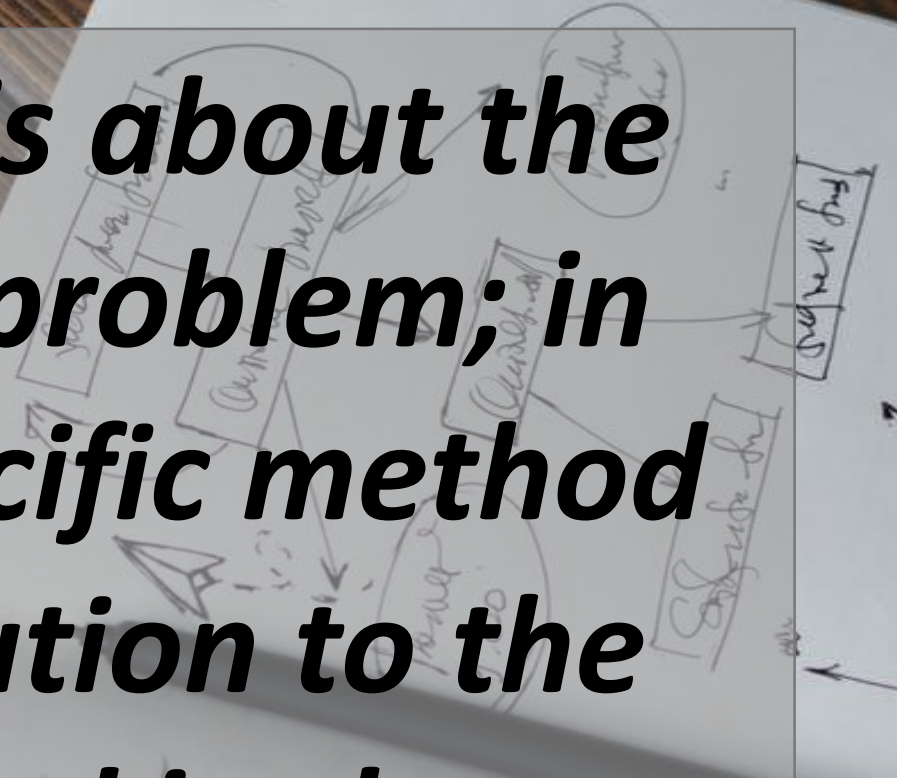
le plus important

le plus important

le plus important

le plus important

85%



le plus important
le plus important
le plus important
le plus important
le plus important

EXAMPLE:



A meditation course may be marketed as a self-help product, or to be more successful, or find happiness, or improve relationships.

EXAMPLE:



In this case, meditation is how you actually solve the problem.

COMPETITION IS NOT BAD



A photograph of a business meeting. Several people are seated around a table, working on laptops and tablets. The scene is dimly lit, with a blueish tint. The text 'JOINT VENTURE OPPORTUNITIES' is overlaid in a black box with white text.

JOINT VENTURE OPPORTUNITIES

REFER TO THE DAY 28/100
(AUGUST 8, 2020) DIGITAL MASTERY
NOTES AND RECORDINGS

**TURN YOUR COMPETITION
INTO YOUR BIGGEST
AFFILIATE!**





THE HOOK



A hook is the unique target market and benefit that distinguishes your product from others on the Marketplace.



THE PRICING





**Price at the
competitor
standard.**

The background features a line graph with a green line and a shaded green area. The y-axis has labels 765, 770, 775, and 780. The x-axis has labels 09:00, 11:00, 13:00, and 15:00. A laptop keyboard is visible in the bottom right corner.

A wide-angle, high-angle photograph of a multi-lane highway during sunset. The sun is a bright yellow orb in the upper right sky, casting a warm orange glow over the scene. The highway is filled with cars in both directions, with a dense line of vehicles on the left side and fewer cars on the right. In the background, a city skyline is visible with several tall apartment or office buildings. A large, semi-transparent white rectangular box is centered over the middle of the image, containing the word "TRAFFIC" in a large, bold, black, serif font.

TRAFFIC

A close-up photograph of a piece of brown cardboard. A rectangular hole has been torn in the center, revealing a white surface underneath. To the left of the hole, a small, cylindrical roll of light-colored paper or fabric is protruding from the cardboard. The word "TRUTH" is printed in a bold, black, serif font on the white surface visible through the hole.

TRUTH

THE TRUTH ABOUT TRAFFIC

Building an email list is the key to long-term success as an affiliate!





**You can send
people straight to
your affiliate link,
but here's the
catch.**

Let's say you send 100 people to your affiliate link, even with the best conversion rates on ClickBank at 2-3%, that means at least 97 out of 100 people you'll never be able to market again.



**THIS IS SHORT-TERM
SUCCESS.**





BUILDING AN EMAIL LIST.

**This is how to
build for long-
term success.**



Having an email list means that you can market to these people over and over and over again.



So if they don't buy the first time, or the second, or even the third or fourth, you're much more likely to eventually get them to actually buy from you!

**This email list
can become a
virtual ATM
once built.**



STRATEGY 20/100

**Giving Away Free Content
Before Selling to Your List.**



FREE

**The reason we
recommend this is so that
you build a relationship
with your email list.**



You're giving away valuable information in exchange for a person's email address on a squeeze page.

In a series of follow up email, you continue to give them free valuable content (tips, checklists, etc.), then once you've gotten them to value your emails, you send them an affiliate offer.

EXAMPLE:

*If you in Health & Fitness, you give them
"3 Free Tips."*





SUGGESTION:

Give away at least two free things a week for every offer you send.

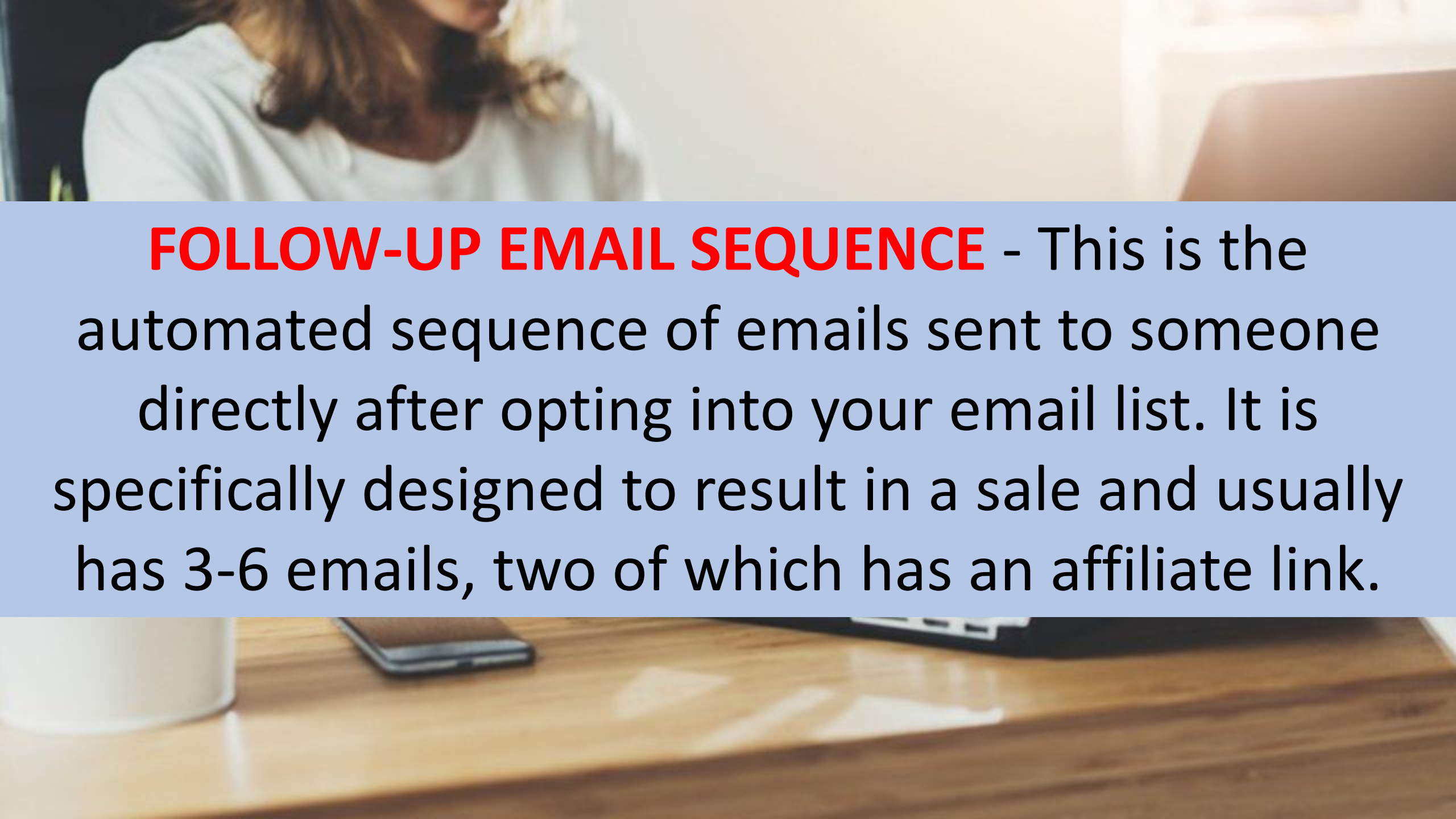
KEY TERMS:






OPTIN/SQUEEZE PAGE - This is the page in which you collect someone's email address.




A woman with long brown hair, wearing a white shirt, is sitting at a wooden desk. In front of her is a laptop and a smartphone. The background is a bright, slightly blurred indoor setting.

FOLLOW-UP EMAIL SEQUENCE - This is the automated sequence of emails sent to someone directly after opting into your email list. It is specifically designed to result in a sale and usually has 3-6 emails, two of which has an affiliate link.



BROADCASTS - This is an email blast that usually announces a special offer or promotion in a short-term situation.



FREE CONTENT IDEAS

PDFs

Downloadable
ebooks

Embed it directly in
your email

Videos of yourself
if you're branding
yourself - This is
great if



You're willing to do this because it builds a very strong personal connection with you can the customer. Keep the short, 2-5 minutes.



A close-up photograph of six dark red wooden blocks with gold lettering and point values, arranged on a light-colored wooden stick. The blocks spell out the word 'SIMPLE'. The letters and their point values are: S (1), I (1), M (3), P (3), L (1), and E (1). The background is a light, textured surface with several other wooden blocks scattered out of focus.

S₁ I₁ M₃ P₃ L₁ E₁

KEEP IT SIMPLE AND FOCUSED.



GETTING THEM TO OPEN THE EMAIL

**Subject Line is
Most Important
Element of Email
Swipe.**



**STANDING OUT. DON'T GET
LOST IN THE INBOX!**



POWER WORDS IN SUBJECT LINE.

Example: Important. Discover.

Using the reply sign “Re:” These are all intriguing to a subscriber and they are more likely to open the email.



A QUESTION:



**Example: “Did you get this?” / “This video
can change you forever?”**



RESEARCH! LOOK AT THE HEADLINES OF MAGAZINE AND NEWSPAPERS.



BUILDING A RELATIONSHIP WITH YOUR LIST





OVER DELIVER AND KEEP YOUR LIST SATISFIED.



MAKING SURE YOUR LIST LIKES YOU.





**BE HELPFUL, NOT
CONDESCENDING.**

**ADD VALUE TO YOUR
CUSTOMER'S LIFE.**





OPENING THE FLOOD GATES



**MAXIMIZING YOUR TRAFFIC
THROUGH TESTING.**



LET'S SAY THAT YOU'VE GOT A SQUEEZE PAGE ALL SET UP THAT'S GOTTEN 1000 VISITORS SO FAR WITH A 15% OPTIN RATE AND IT'S COSTING YOU \$100 TO GET THAT 150 EMAILS.



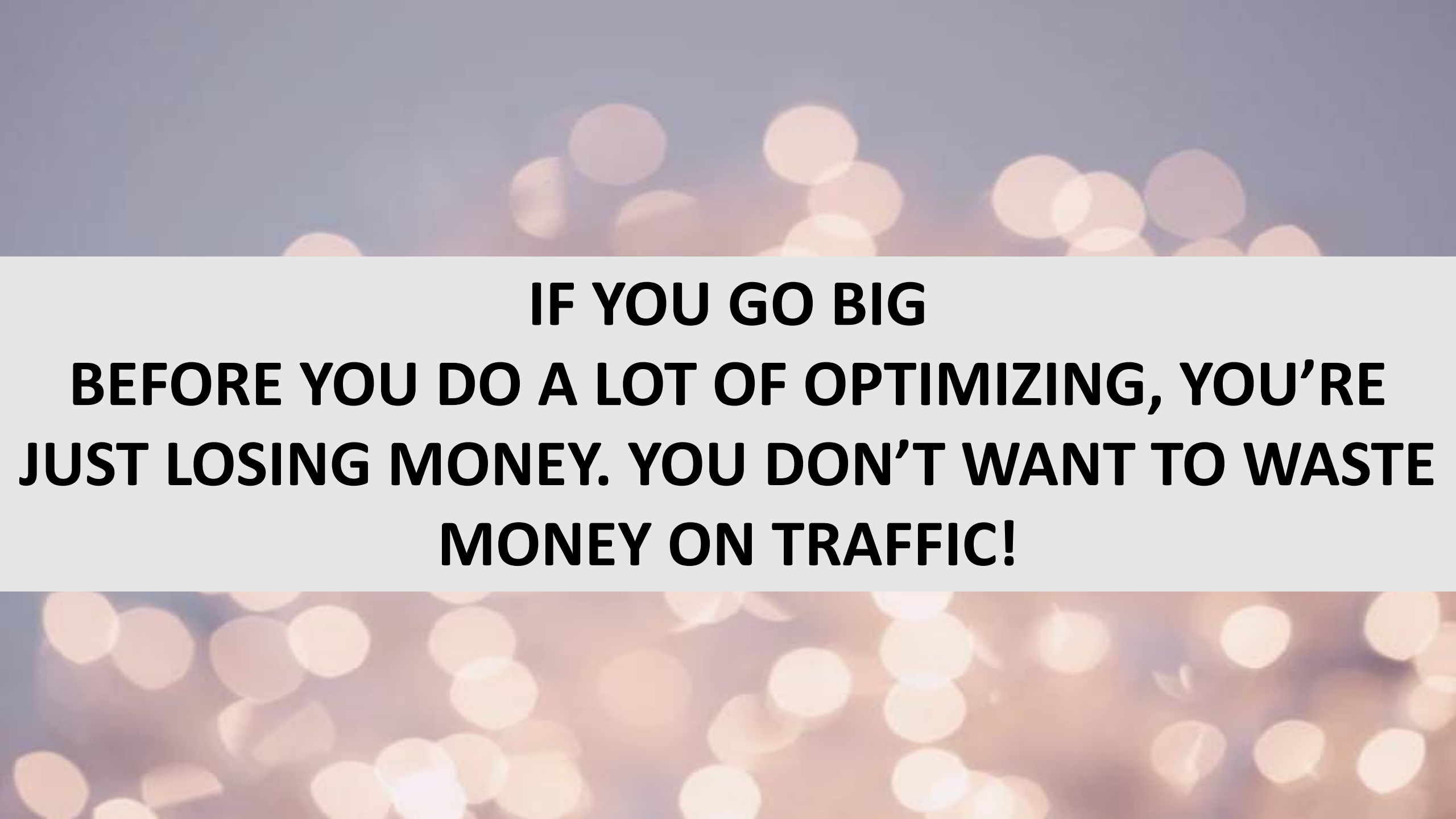
But let's say you make some tweaking and sudden you're a **40% optin rate**. Clearly, you can see how continuing to optimize and tweak your funnel will make a huge difference.



SCALING

The background of the image features a bokeh effect with numerous out-of-focus, warm-toned light spots in shades of orange, yellow, and light brown, set against a darker, muted blue-grey background. The text is centered within a white horizontal band that spans the width of the image.

**START SMALL, PERFECT YOUR FUNNEL AT A SMALL
SCALE, BE CONFIDENT WITH YOUR
NUMBERS AND THEN GO BIG ONCE YOU KNOW
FOR SURE EVERYTHING IS WORKING!**



**IF YOU GO BIG
BEFORE YOU DO A LOT OF OPTIMIZING, YOU'RE
JUST LOSING MONEY. YOU DON'T WANT TO WASTE
MONEY ON TRAFFIC!**

TOOLKIT




A long-exposure photograph of a city street at night. The image is dominated by vibrant, multi-colored light trails from traffic, including red, blue, yellow, and purple streaks that curve across the frame. In the background, several modern buildings are illuminated with various lights, including a prominent yellow-lit building on the right. Streetlights and traffic signals are also visible, contributing to the overall urban glow. The scene is captured from a low angle, looking down the length of the road.

TRAFFIC TOOL-KIT



2 IMPORTANT TRAFFIC SOURCES

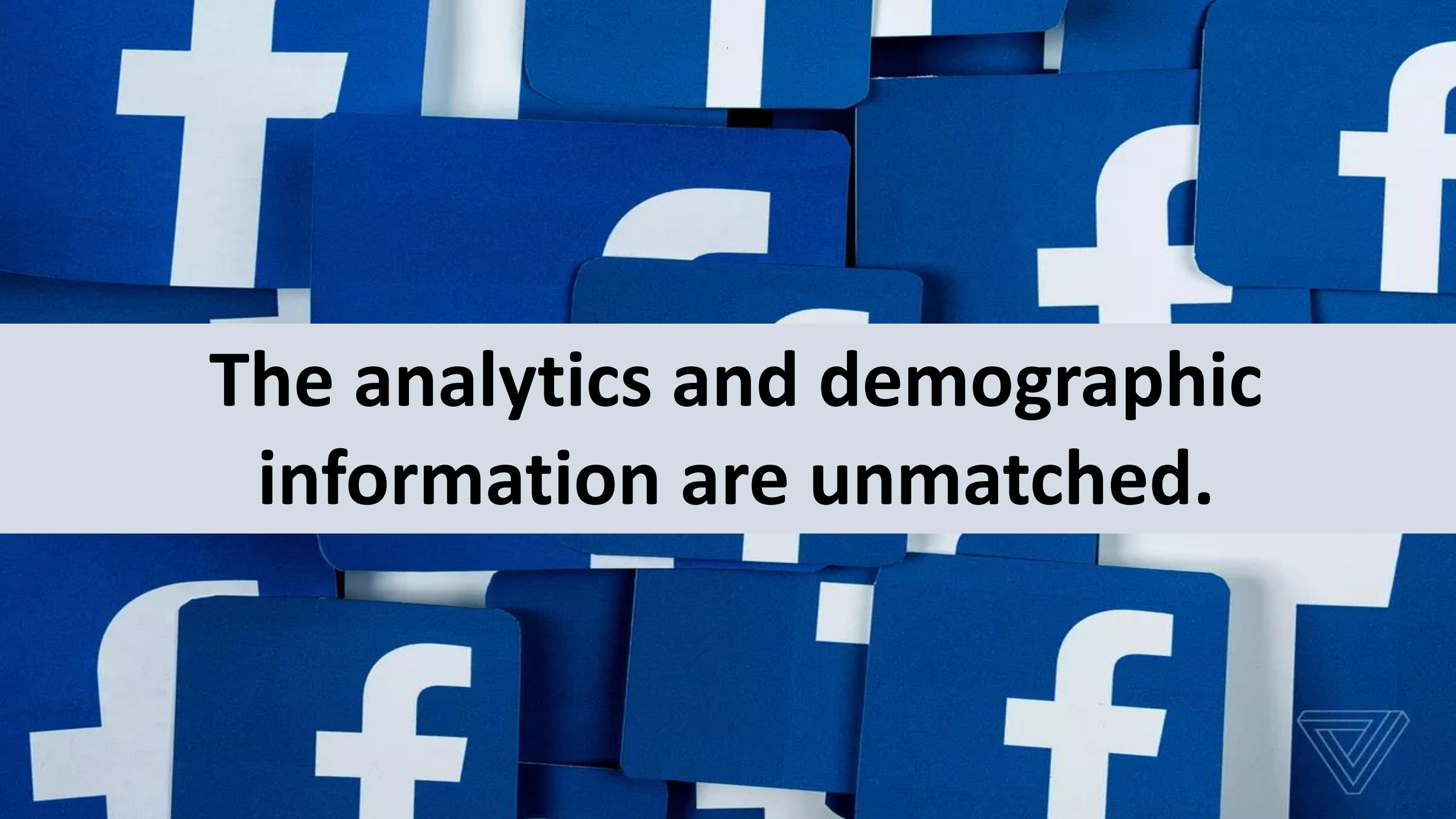
FACEBOOK AND INSTAGRAM





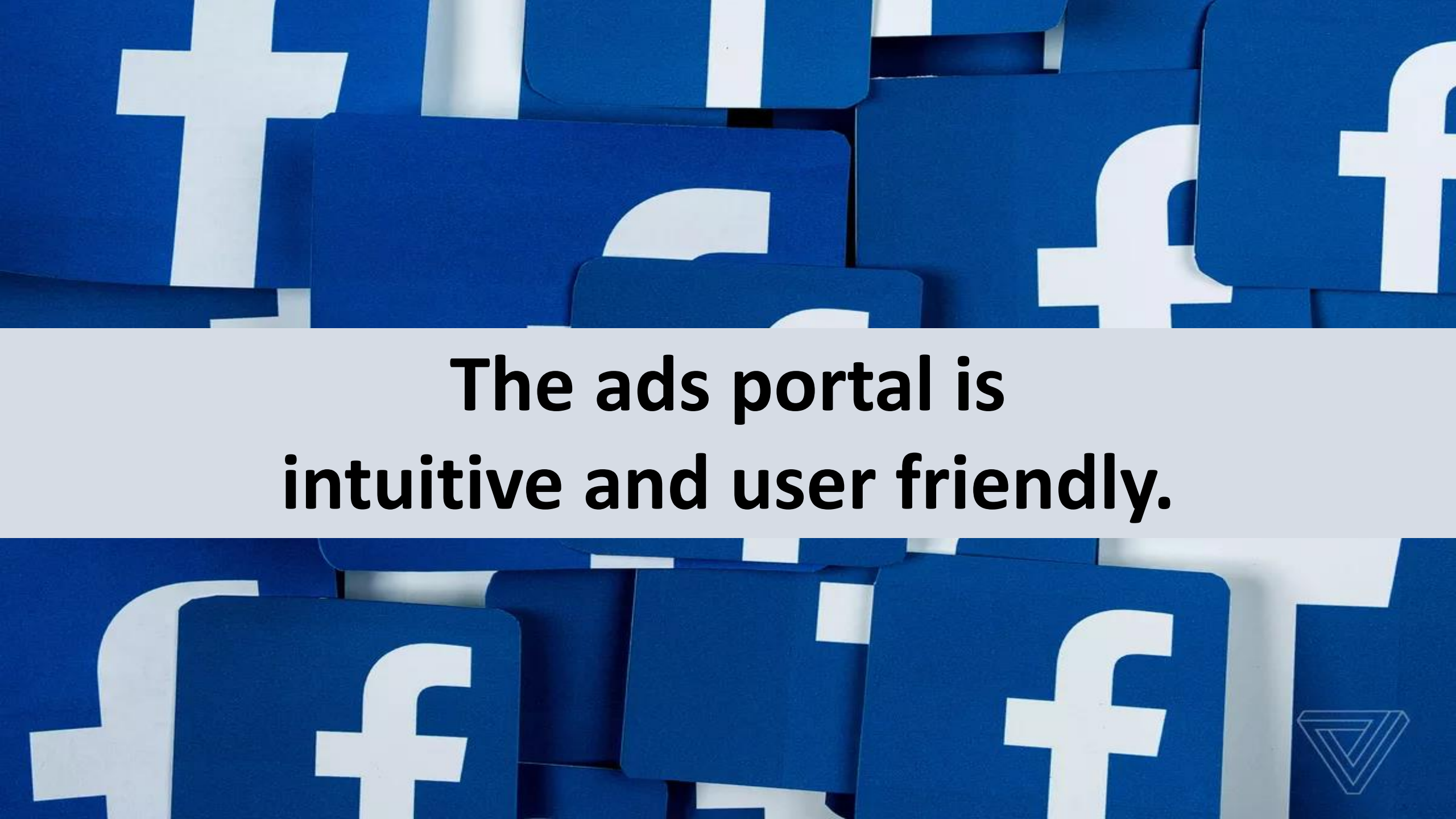
FACEBOOK. THIS IS ONE OF THE BEST AND MOST VERSATILE WAY TO GET TRAFFIC.



The background of the entire image is a dense, overlapping pattern of blue squares, each containing a white lowercase 'f' logo, representing the Facebook brand. The logos are slightly offset from each other, creating a sense of depth and movement.


The analytics and demographic information are unmatched.



The background of the image consists of a dense, overlapping pattern of blue squares, each containing a white lowercase 'f' logo, representing the Facebook brand. A horizontal white banner is centered across the image, containing the text.

**The ads portal is
intuitive and user friendly.**





Instagram. Probably the fastest growing, and coolest, traffic in the world today.

From shout-outs to followers to branding this is a great way to build a successful online business.



A man with glasses and a mustache is sitting on a couch, working on a laptop and tablet. He is holding a pen over the tablet. In the foreground, there is a spiral notebook and a pen. The background shows a window with blinds and a patterned cushion.

**IF YOU WANT TO
BECOME A VENDOR**

JOIN



CLICKBANK®
UNIVERSITY

**HOW IT
WORKS**





**Finding Your
Perfect
Product**





Creating Your Avatar

A shopping cart filled with several brown paper bags containing various products, with the text "Creating Your Product" overlaid in the center.

Creating Your Product

A close-up photograph of a hand in a dark suit sleeve, with the white cuff of a shirt visible. The hand is extended towards the right, with the index finger pointing slightly forward. The background is dark and out of focus.

CREATING
YOUR
PERFECT
UPSELL

SALES COPY & CONVERSION MAXIMIZING


MAXIMUM

*...the business will
...not be in our hands
...However supply goods
...we must pay off*



The Easy Video Sales Letter

Finalizing Your Product



Getting Onto

CLICKBANK™

A blurred background showing two people in business suits standing in front of a wooden shelving unit filled with colorful ring-bounders. The scene is dimly lit, focusing attention on the central text.

Attracting & Managing Affiliate Relationships



Test

SPLIT TESTING



Scaling Your Success

CLICKBANK IS A GREAT PLACE TO MAKE
MONEY WITH AFFILIATE MARKETING.

WE WILL SHARE HOW TO DO IT





HOW TO REALLY MAKE MONEY WITH CLICKBANK

A black and white photograph of a double helix staircase, viewed from above. The staircase is made of concrete steps and metal railings, creating a complex geometric pattern of lines and shadows. The text "STEP-BY-STEP TUTORIAL" is overlaid in the center in a large, bold, white font with a black outline.

**STEP-BY-STEP
TUTORIAL**

Step 1: Create a Clickbank account

CLICKBANK™

Home

Shop

Promote

Sell

Learn

Support

Login

Sign Up



ClickBank is a **Leading Global Retailer** and Affiliate Marketplace

ClickBank is a leading global retailer with its own affiliate marketplace. We enable you to grow with unlimited scale.

➔ Sell

Grow your sales with the ClickBank Affiliate Marketplace

➔ Promote

Find top-performing products to promote.

Activate Windows
Go to Settings to activate Windows.

You go to the website, create an account, and go to their affiliate marketplace.

CLICKBANK

Home

Shop

Promote

Sell

Learn

Support

Login

Sign Up



ClickBank is a
Leading Global Retailer
and Affiliate Marketplace

ClickBank is a leading global retailer with its own affiliate marketplace. We enable you to grow with unlimited scale.

Sell

Grow your sales with the ClickBank Affiliate Marketplace


Promote

Find top-performing products to promote.

Activate Windows
Go to Settings to activate Windows

STEP 2: PICK A CATEGORY ON CLICKBANK

ClickBank has a lot of products in different categories.



New to Affiliate Marketing?

The ClickBank Knowledge Base will help you to get started.

- Not sure what an affiliate is or does? Learn the basics of being a ClickBank affiliate.
- Follow the easy steps in this guide to get started promoting ClickBank products.
- How does an affiliate earn commissions and get paid? This article will show you how your earnings are calculated.



SPECIAL TRAINING EVENT

starting...

Learn how to create upwards of "\$1000/month income funnels!"

Secure Your Free Spot

CLICKBANK

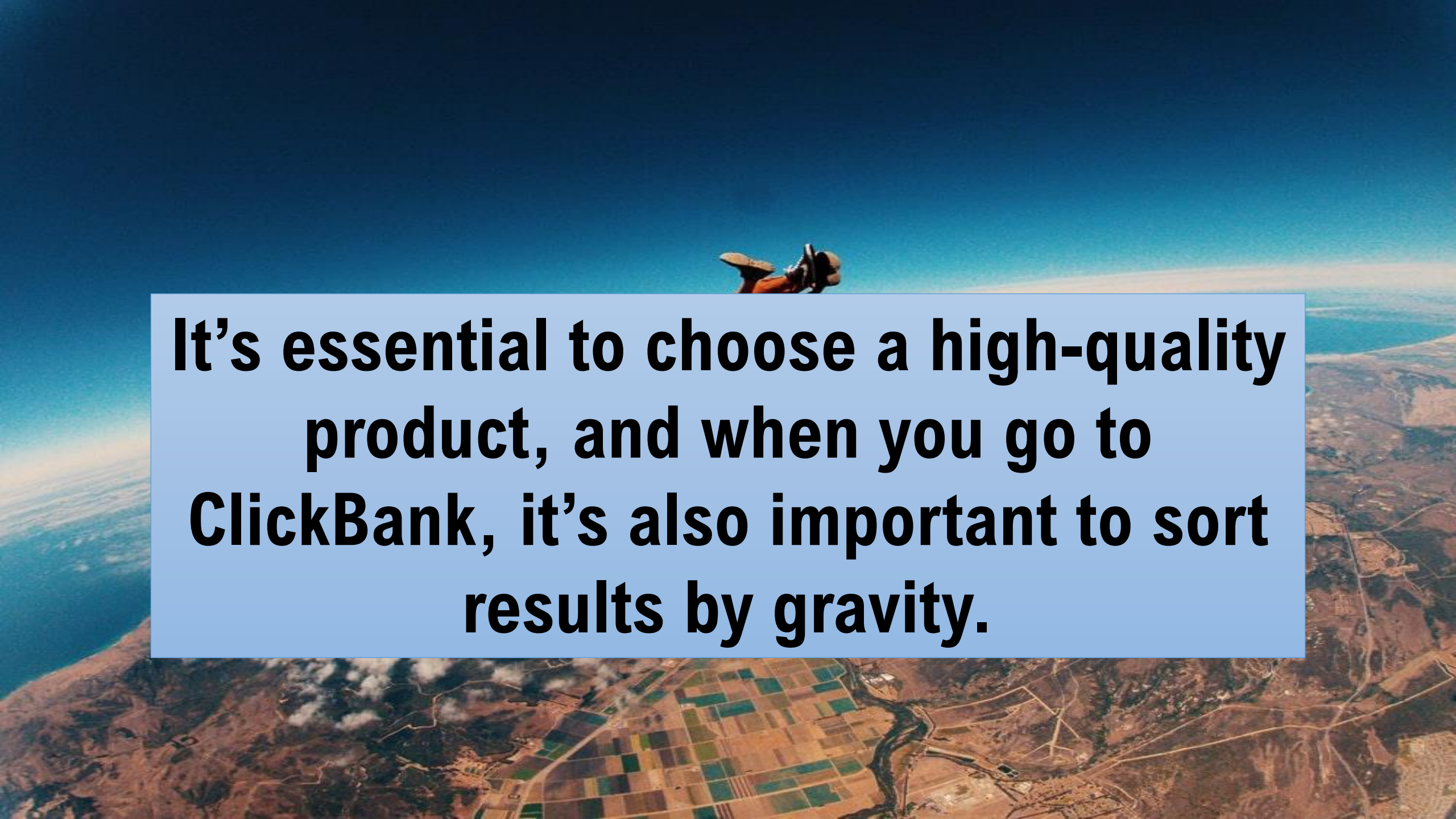
Advertisement



So you have to pick the category you're interested in and the market you're interested in and find the right product.

**STEP 3:
Pick a high-
quality
product on
ClickBank**



An aerial photograph showing a person skydiving over a landscape. The skydiver is positioned in the upper center of the frame, appearing as a small figure against the blue sky. Below, the terrain is a mix of brown and green fields, with a winding river visible. The overall scene is captured from a high altitude, looking down on the earth.

It's essential to choose a high-quality product, and when you go to ClickBank, it's also important to sort results by gravity.

Then you can see what offer and products is selling the most in that category.



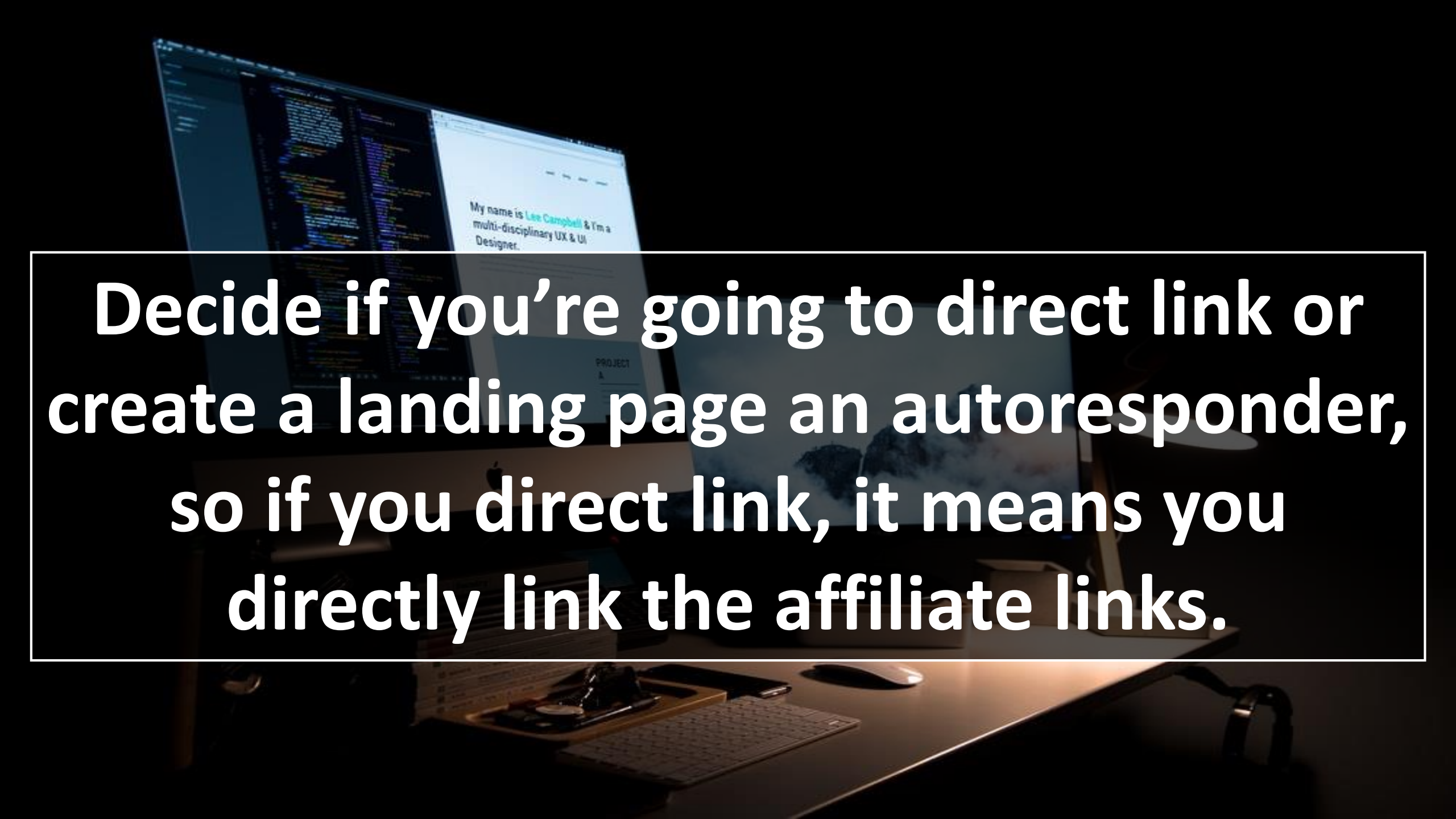
**ClickBank is a great place
to find products in
different categories, but
it's crucial to pick a high-
quality product.**

Quality



STEP 4: DIRECT LINK



A desk setup with multiple computer monitors. The leftmost monitor shows code in a dark-themed editor. The middle monitor displays a landing page with the text "My name is Lee Campbell & I'm a multi-disciplinary UX & UI Designer." The rightmost monitor shows a blurred image. A keyboard and mouse are visible on the desk in the foreground.

Decide if you're going to direct link or create a landing page an autoresponder, so if you direct link, it means you directly link the affiliate links.



So if you direct link, it means you directly link the affiliate links.

**But most people use
a landing page and an
autoresponder.**



Then you will drive traffic using free methods, free traffic methods or paid traffic methods over to a landing page.

People sign up to your email list, and then you will promote the affiliate product in an autoresponder.

**IT'S BETTER TO USE A
LANDING PAGE AND
AUTORESPONDER**





If somebody signs up for your email list, you have more chances of marketing to that person, different affiliate products.

But if you direct link, and if somebody clicks an affiliate link and does not buy the product, you don't have a chance to market to that person again.



But if you drive that same person to a landing page, they sign up to your email list, and you have a strong autoresponder series, you can market to that person, different affiliate products and most likely you can earn more affiliate commissions that way.

A photograph of a desk setup with two large monitors and a laptop. The left monitor displays a dark-themed interface with a cat icon. The right monitor shows a light-themed interface with a large 'M' logo. A laptop is open on the left side of the desk. A semi-transparent grey box is overlaid in the center, containing the text 'STEP 5: You can edit the page as you want'.

STEP 5:
You can edit the page as
you want

Welcome to your new Drupal website!

Please follow these steps to set up and start using your website:

1. Configure your website

Once logged in, visit the [admin page](#) to configure your website.

2. Enable additional functions

Next, visit the [module list](#) and enable the modules in the [Drupal modules download section](#).

3. Customize your website design

To change the "look and feel" of your website, visit the [Drupal themes download section](#) to view the included themes or download additional themes from the [Drupal themes download section](#).

Hello

Welcome to my website!

Lorem ipsum dolor sit amet, consectetur adipiscing elit.

Praesent vitae eros lacus. Quisque varius sollicitudin urna, a pulvinar ligula auctor sit amet. Vestibulum vitae neque eu **neque accumsan malesuada**

You can also decide if you want to have a pop-up.

STEP 6: Thank You Page



Thank you page is the page a person who opts into your email list through the landing page, goes to next after pressing the get started button.



SETTINGS

POP UP

SECTIONS

ROWS

COLUMNS

ELEMENTS

PREVIEW

SAVE

THANKS!

Check Your Email

Your free pdf/video is on it's way to your email inbox



Click to Get Started

WARNING: BUTTON ACTION NOT SET



Facebook

Twitter

Google+



```
346 .widget-area-sidebar {
347     font-size: 13px;
348 }
349 }
350
351
352 /* =Menu
353 -----
354
355 #access {
356     display: inline-block;
357     height: 69px;
358     float: right;
359     margin: 11px 28px 0px 0px;
360     max-width: 800px;
361 }
362
363 #access ul {
364     font-size: 13px;
```

**YOU CAN DO YOUR SELF
WITHOUT KNOWING ANY CODE
OR TECHNICAL KNOWLEDGE**




**HOW DO WE
SET UP?
WHAT ARE THE
FEATURES?**

**WE WILL CREATE AN
ACCOUNT IN**


CLICKBANK™

CHOOSING YOUR NICHE





Based on the studies made by our research and development team we choose you a potential niche





CHOOSING YOUR PRODUCT



**Based on Hops, GRAVITY,
Commission, Rebill and Initial
sale we choose products**

The background of the image is a dark blue field filled with numerous out-of-focus circular light spots, known as bokeh. These spots vary in size and color, including shades of orange, yellow, and light blue. In the center of the image, there is a solid orange rectangular box. Inside this box, the text "WE FOLLOW THESE DATA POINTS" is written in a clean, white, sans-serif font, arranged in two lines.

**WE FOLLOW THESE
DATA POINTS**

Initial \$/sale:

The amount of money made per product

Avg %/sale:

The commission rate on the sale of a product

Avg Rebill Total: if the product has recurring sales (the first product does not, the second one does)

Avg %/rebill: the commission rate on rebill sales

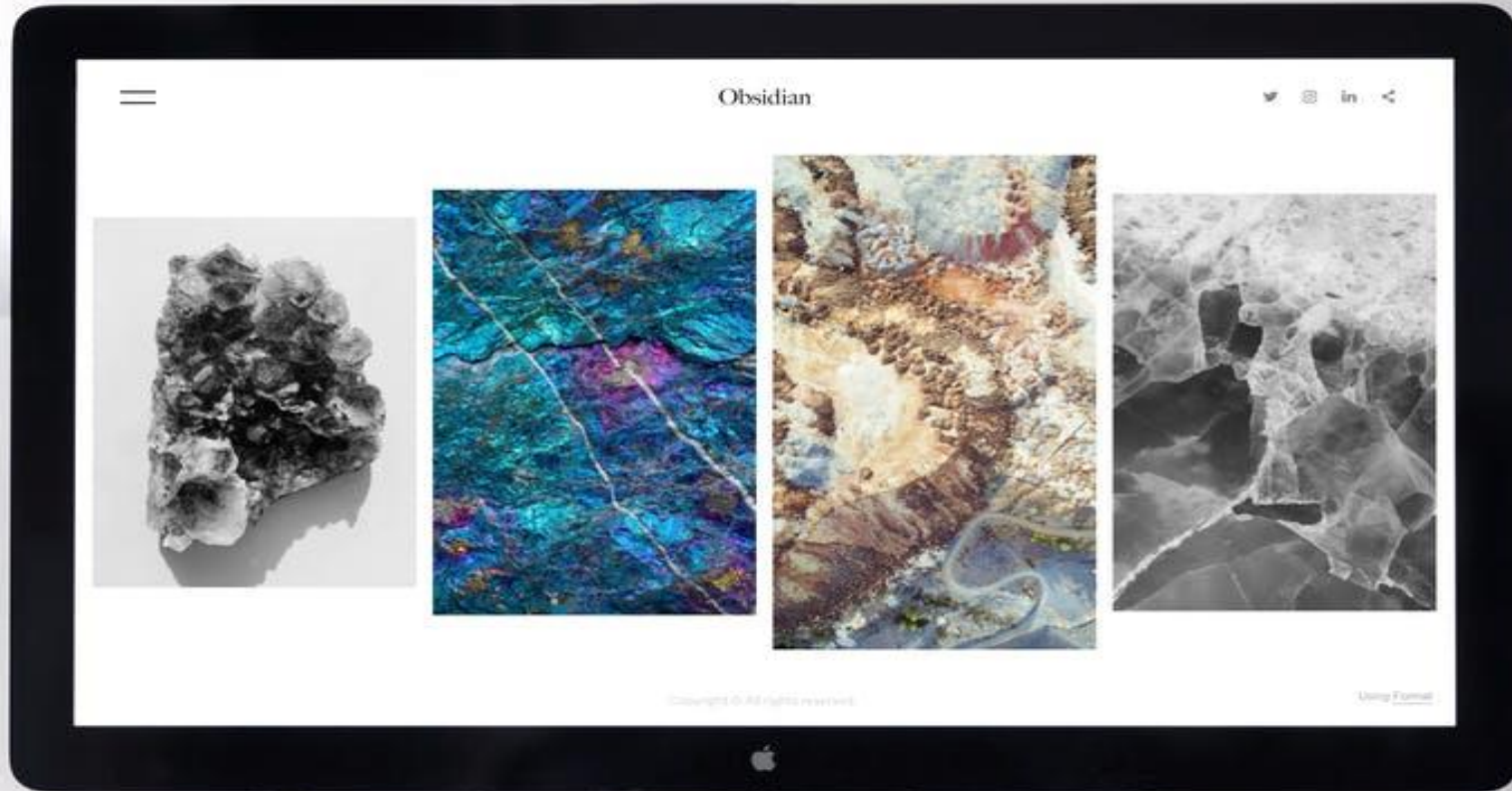
Grav: how well the product is doing for affiliates

A close-up photograph of a person's hand in a dark suit jacket, reaching out towards the center of the frame. The hand is positioned on the left side, with the fingers slightly curled. The background is dark and out of focus, showing the person's torso and another hand in a white shirt and suit jacket. A black rectangular box is overlaid on the right side of the image, containing white text.

**WE FIND
UPSELL
PRODUCTS**

We create
landing pages /
funnel





**WE DO
DESIGNING AND CONTENT**



We do setup sales process

**Smart
Shopping
Cart With 1
Click
Upsells!**



WE DO EMAIL AND FACEBOOK AUTOMATION



INTEGRATE PAYMENT GATEWAY



- 
- An illustration of a computer monitor with a blue background. The monitor screen shows a web browser window with a red title bar, three white window control buttons, and a grey address bar with a green tab. Below the address bar is a checklist with three items: a red square followed by ".NET", a green square followed by ".ORG", and a red square followed by ".COM".
- .NET
 - .ORG
 - .COM

ADD LINK TO YOUR DOMAIN



أشـيقـر[®]
DIGIMENTORS

**WE WILL
DO IT FOR YOU**

**GET IT
DONE
FOR
YOU!**





Thank
you





Q AND A



أشيقر[®]
DIGIMENTORS