



# WELCOME

**DAY 91/100**

**DIGITAL MASTERY CHALLENGE**

**DATE: OCTOBER 20, 2020, TUESDAY  
TIME: 06:00 PM (AST)  
LIVE FROM DOHA, QATAR**



# **BLOG WITH MONEY**

## **PART 2**



**REFER TO THE DAY 90 (OCTOBER  
19, 2020) DIGITAL MASTERY  
NOTES AND RECORDINGS**



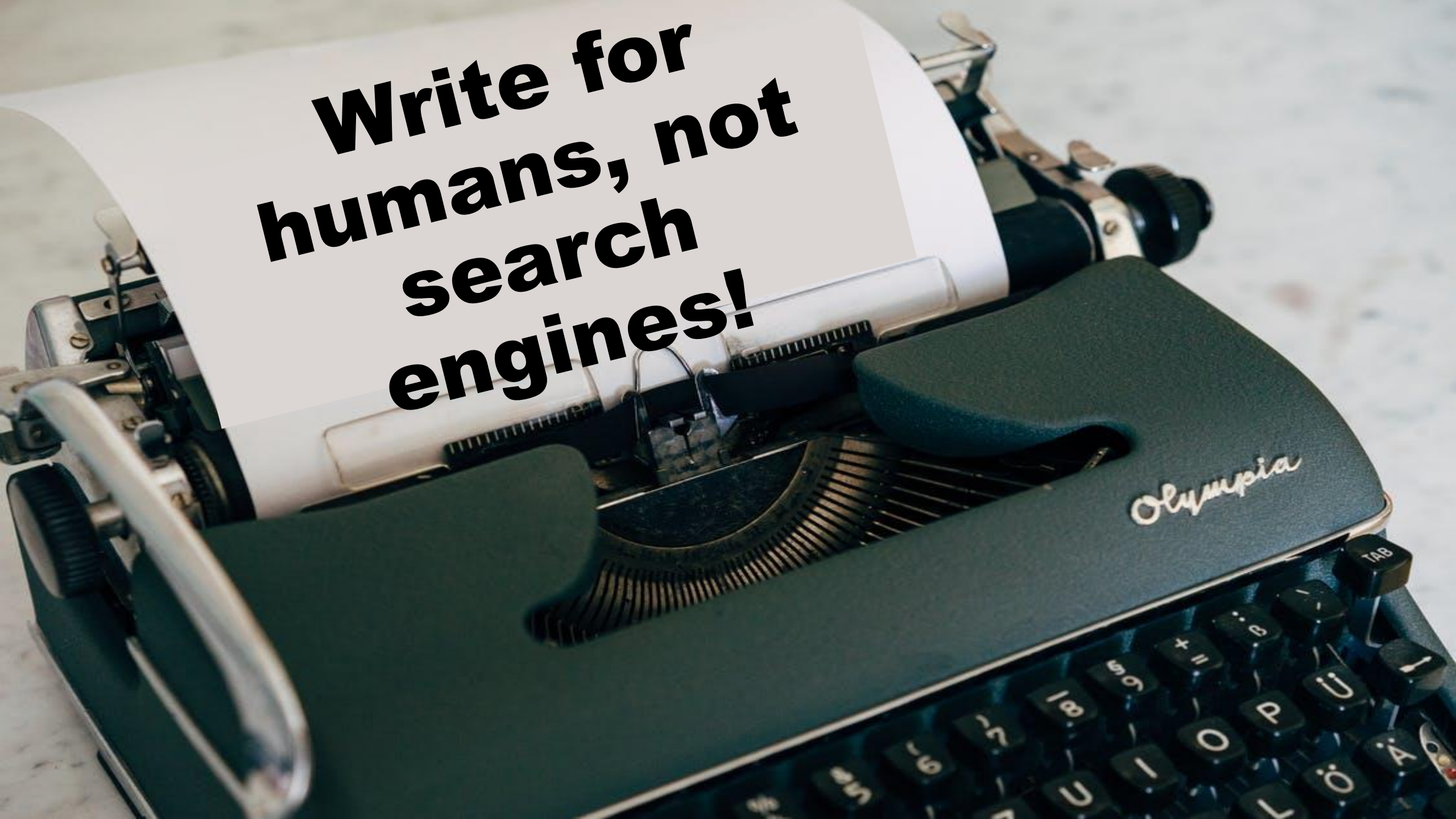
**CONTINUING FROM**  
**YESTERDAY'S DISCUSSION**

**SO KEEP  
IN  
MIND!**



**Write for  
humans, not  
search  
engines!**

*Olympia*





# **How To Create A Free Blog On The BlogSpot**



Firstly, **BlogSpot** is a  
blogging platform  
powered by **Google**.





**It offers you an opportunity to start a blog, but all your images will be hosted by Picasa (also part of Google).**

BlogSpot, in this sense,  
is a **Google-centric**  
blogging platform.

Google

The background of the image is a white wall. On the right side, there is a rectangular cutout that reveals a red brick wall behind it. The text is centered on the white wall.

**Step-by-step  
Guide to  
Creating a Free  
Blog on  
BlogSpot:**



**STEP 01**

# Go to BlogSpot.com and login using your Google account

Publish your passions, your way

Create a unique and beautiful blog. It's easy and free.

CREATE YOUR BLOG

*My cooking blog*

Thursday, 16 January

Delicious dessert recipe



Activate Windows  
Go to Settings to activate Windows



Sign in  
to continue to Blogger

Email or phone

[Forgot email?](#)

Not your computer? Use Guest mode to sign in privately.

[Learn more](#)

[Create account](#)

Next

If you don't have a  
Google (gmail)  
account, ***you can  
create one for  
free.***



**STEP 02**



*Once you are  
logged in, click  
on “new blog”*



A dramatic low-angle shot of a double helix spiral staircase. The staircase is viewed from below, looking up towards a central skylight. The skylight is a circular opening with a radial pattern of dark lines. The staircase has a light-colored, possibly stone or concrete, finish. The railing is a dark, ornate metal with intricate scrollwork. The walls of the staircase are light-colored with horizontal lines. The overall composition is circular and symmetrical, creating a strong sense of depth and perspective.

**STEP 03**

## Choose a name for your blog

This is the title that will be displayed at the top of your Blog.

Title

Digitalbusinessblogger

---

22 / 100

SKIP

CANCEL

NEXT

***NAME  
YOUR  
BLOG***



**STEP 04**



## Choose a URL for your blog

This web address is how people will find your blog online

Address

thedigitalbusinessworld .blogspot.com

This blog address is available.

PREV

CANCEL

NEXT

***Avoid using  
your personal  
name as the  
domain name &  
give a name.***



**STEP 05**

## Confirm your display name

How do you want your name displayed to readers of your blog?

Display name

---

0/200

PREV

CANCEL

FINISH

**Give a display name,  
that means, How do  
you want your name  
displayed to readers of  
your blog?**

## Confirm your display name

How do you want your name displayed to readers of your blog?

Display name

The Digital Blogger

19/200

**PREV**

**CANCEL**

**FINISH**





*Now your  
blog is  
created, but  
you are not  
done yet!*



**STEP 06**



Search pages



BEST E-COMMERCE WEBSITE  
FOR BEGINNERS

+ NEW PAGE

- Posts
- Stats
- Comments
- Earnings
- Pages**
- Layout
- Theme
- Settings

All (0)

**Before you write your first post, I would recommend that you go to “Pages” and create at least one “About” page describing *who you are* and *what your blog is about.***



Search pages



BEST E-COMMERCE WEBSITE  
FOR BEGINNERS

+ NEW PAGE

- Posts
- Stats
- Comments
- Earnings

Pages

Layout

Theme

Settings

All (0)

There are no pages.

# *GO TO PAGES*



Search pages



BEST E-COMMERCE WEBSITE  
FOR BEGINNERS

+ NEW PAGE

All (0)

There are no pages.

# CLICK ON NEW PAGE

- Posts
- Stats
- Comments
- Earnings
- Pages**
- Layout
- Theme
- Settings



Title

About Me



Preview

Publish



Fill About Us content

Page settings

Options

Activate Windows  
Go to Settings to activate Windows.



**STEP 07**



BANNERS TEMPLATE  
PLACE YOUR TEXT HERE  
Lorem ipsum dolor sit amet, consectetur adipiscing elit. Sed do eiusmod tempor incididunt ut labore et dolore magna aliqua.

BANNERS TEMPLATE  
PLACE YOUR TEXT HERE  
Lorem ipsum dolor sit amet, consectetur adipiscing elit. Sed do eiusmod tempor incididunt ut labore et dolore magna aliqua.

Most importantly, **you should change your blog's template** as the default one is generic and boring

BANNERS TEMPLATE  
PLACE YOUR TEXT HERE  
Lorem ipsum dolor sit amet, consectetur adipiscing elit. Sed do eiusmod tempor incididunt ut labore et dolore magna aliqua.



# GO TO LAYOUT AND CHANGE YOUR LAYOUT!



BEST E-COMMERCE WEBSITE  
FOR BEGINNERS

+ NEW POST

- Posts
- Stats
- Comments
- Earnings
- Pages
- Layout**
- Theme
- Settings

Add, remove and edit gadgets on your blog. Click and drag to rearrange gadgets. To change columns and widths, use the [Theme designer](#).

Popular Posts  
Popular Posts gadget

**Footer**  
 Attribution  
Attribution gadget

Activate Windows  
Go to Settings to activate Windows.

# You can set sidebar, search bar and AdSense, etc. from the layout section!

The screenshot displays the WordPress layout editor interface. On the left, a sidebar contains navigation options: **+ NEW POST**, Posts, Stats, Comments, Earnings, Pages, **Layout** (highlighted), and Theme. The main content area is divided into several sections:

- Sidebar (top)**: Contains an **+ Add a Gadget** button and an **About Me** Profile gadget.
- Sidebar (bottom)**: Contains an **+ Add a Gadget** button.
- Search (Top)**: Contains a **Search This Blog** Blog search gadget.
- Header**: Contains a **BEST E-COMMERCE WEBSITE FOR...** Page Header gadget.

An **Activate Windows** watermark is visible in the bottom right corner of the image.




**STEP 08**

**NOW  
CREATE A  
BLOG!**



# CLICK ON NEW POST



BEST E-COMMERCE WEBSITE  
FOR BEGINNERS

**+ NEW POST**

Posts

Stats

Comments

Earnings

Pages

Layout

Theme

Settings

Search posts



## Notices (1)

European Union laws require you to give European Union visitors information about cookies used and data collected on your blog. In many cases, these laws also require you to obtain consent.

Out of courtesy, we have added a notice on your blog to explain Google's use of certain Blogger and Google cookies, including use of Google Analytics and AdSense cookies, and other data collected by Google.

You are responsible for confirming that this notice actually works for your blog, and that it displays. If you employ other cookies, for example by adding third-party features, this notice may not work for you. If you include functionality from other providers there may be extra information collected from your users.

[Learn more](#) about this notice and your responsibilities.

All (0)

There are no posts.

Activate Windows  
Go to Settings to activate Windows.



**STEP 09**



Title

Preview

Publish



*Name your blog with  
a heading and start  
writing!*

Post settings

Labels

Separate labels with com...

No matching suggestions

Published on  
19/10/2020 12:01

Permalink

Activate Windows  
Go to Settings to activate Windows.

Location



**STEP 10**





**Preview your  
blog and then  
publish!**

**HAPPY**  
***BLOGGING!***





# TO MAKE MONEY WITH BLOGGING EFFECTIVELY



**WE RECOMMEND:**



Get Fully Functional Website



# HOW TO SET UP BLOG USING ADM WEBSITE BUILDER

Start Your Online Business Today ! Build Business Online...

📌 Websites

📌 Funnels

📌 E-Commerce

LETS GET STARTED



Activate Windows  
Go to Settings to activate Windows.

# STEP 01



# GO TO ADM WEBSITE BUILDER



FEATURES

TEMPLATES

PRICING

ABOUT US

LOGIN

GET STARTED

## Get Fully Functional Website In 5 Minutes With AIDA

(AIDA - ARTIFICIAL INTELLIGENCE DESIGN ASSISTANCE)

No coding or design skills needed. AIDA builds a personalized, mobile-friendly website, funnels, e-commerce stores in minutes.

Start Your Online Business Today ! Build Business Online...

📌 Websites    📌 Funnels    📌 E-Commerce

LETS GET STARTED



Activate Windows  
Go to Settings to activate Windows.

# STEP 02





# Login/signup to admwebsitebuilder.



FEATURES

TEMPLATES

PRICING

ABOUT US

LOGIN

GET STARTED



## Log In

Don't have an account yet? [Register](#)

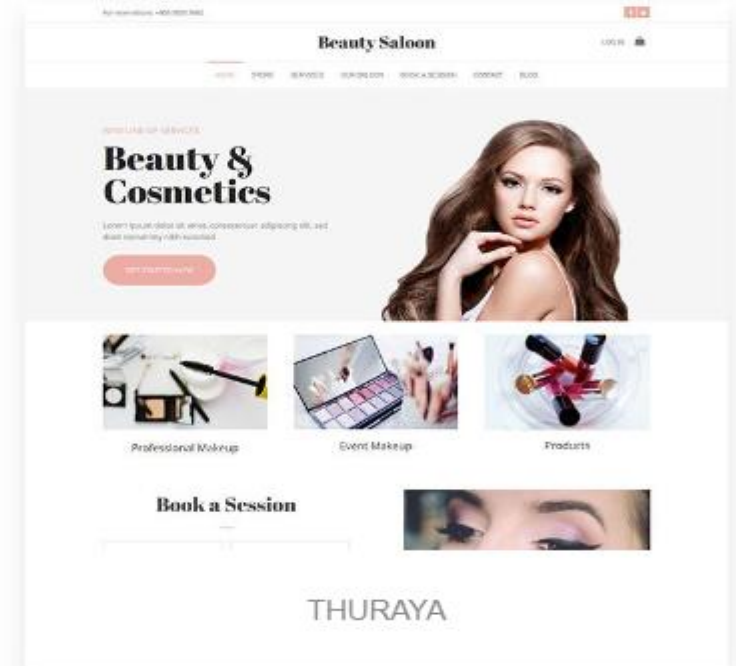
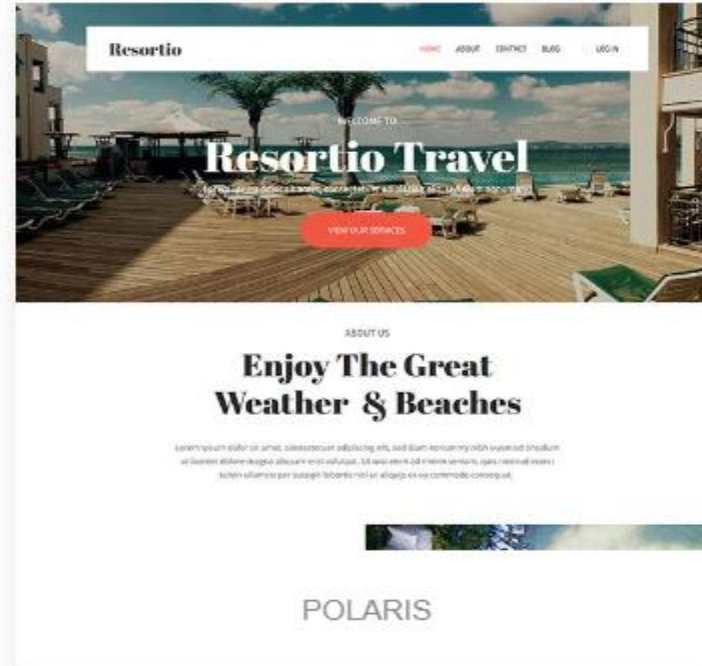
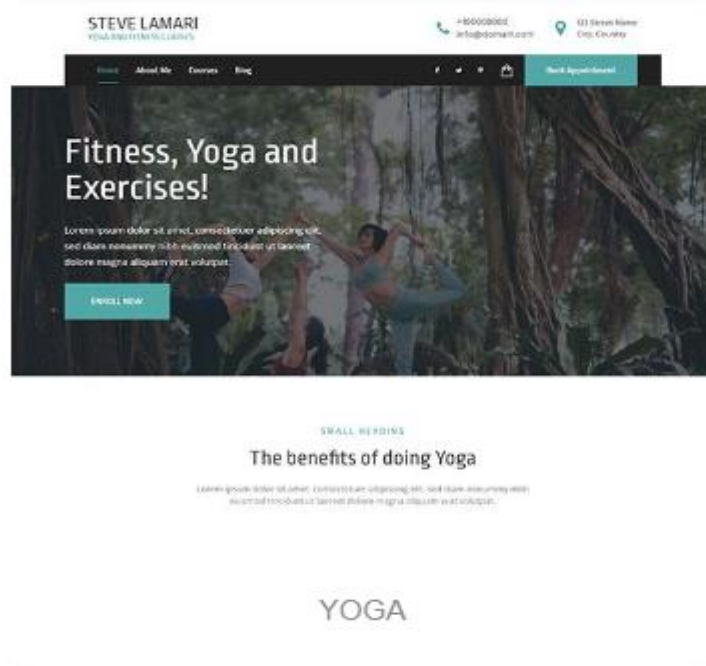
Log In

[Forgot Password?](#)

# STEP 03



# SELECT YOUR TEMPLATE



# STEP 04





**Design your  
home page with  
simply drag and  
drop content  
and image**

# STEP 05



# Click on Menu and Select Blog

The image shows a dashboard interface for a website. On the left is a vertical sidebar menu with icons for Dashboard, Logout, a hamburger menu, a plus sign, a pencil, a list, a gear, an eye, and device icons. The main content area is titled 'Pages & Popups' and includes a '+ ADD NEW...' button. Below this are two tabs: 'Pages' (selected) and 'Popups'. Under the 'Pages' tab, there is a list of page types: Contact Us, About Us, Course #1 Checkout, Thank You 2, Individual Course Page, Course Detailed Page, Membership Area - Course #1, Membership Area - Course #2, Blog (circled in red), and System Pages. To the right, a preview of a website page is shown, featuring a header with 'Appointments', a hero image, and a light blue footer section with social media icons (Facebook, Twitter, Instagram, YouTube, Pinterest, Tumblr, X, LinkedIn), contact information, and location details.

Dashboard  
Logout

Pages & Popups

+ ADD NEW...

Pages Popups

- Contact Us
- About Us
- Course #1 Checkout
- Thank You 2
- Individual Course Page
- Course Detailed Page
- Membership Area - Course #1
- Membership Area - Course #2
- Blog**
- System Pages

Appointments

HOW US

AD11 DIGIMENTORS

OUR LOCATION

Asheghar Digimentors  
Building Number E, Crowne Plaza  
The Business Park, Doha

CONTACT INFORMATION

Phone:+974-6682-4638  
Email: info@adm.qa

VISIT OUR WE

www.adm.qa  
www.digitalma  
www.admweb  
www.awmconl

Activate Wi  
Go to Settings t

# STEP 06





# Blog List

All (0)

Published (0)

Drafts (0)

Trash (3)



EDIT HEADER & SIDEBAR

**CLICK ON  
ADD POST**

ADD POST SETTINGS



# STEP 07



Image

Gallery


Video

Quote

None



SETTINGS



← BACK TO POSTS

UPDATE

DRAFT

# ADD PROPER IMAGE

Blog Post Title

Summary (will show in your blog list)

Activate  
Go to Settings

# STEP 08



# ENTER YOUR BLOG NAME AND START WRITING

Blog Post Title

Summary (will show in your blog list)

This summary will show on the Blog list page

Lorem Ipsum is simply dummy text of the printing and typesetting industry. Lorem Ipsum has been the industry's standard dummy text ever since the 1500s, when an unknown printer took a galley of type and scrambled it to make a type specimen book.

It has survived not only five centuries, but also the leap into electronic typesetting, remaining essentially unchanged. It was popularised in the 1960s with the release of Letraset sheets containing Lorem Ipsum passages, and more recently with desktop publishing software like Aldus PageMaker including versions of Lorem Ipsum.

# STEP 09



Image Gallery Video Quote None



← BACK TO POSTS

UPDATE

DRAFT

Blog Post Title

Summary (will show in your blog list)

# CLICK ON UPDATE

Activate Windows

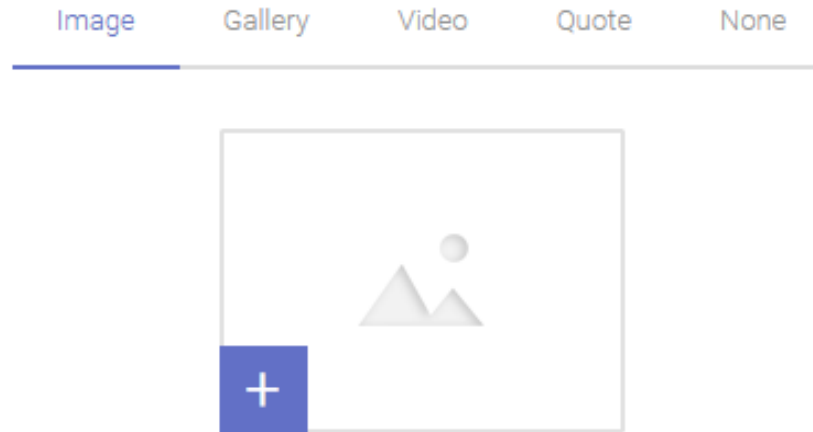

Go to Settings to activate Windows.

# STEP 10





# Go to settings and add your tags and URL name



← BACK TO POSTS

UPDATE

DRAFT

Blog Post Title

Summary (will show in your blog list)

Activate Windows  
Go to Settings to activate Windows.



## Edit Post

- Show Sidebar
- Show Header
- Expanded featured image / gallery
- Enable Comments
- Comments Approval
- Add share buttons

### Tags ^



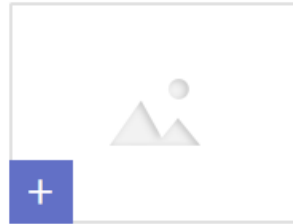
### Categories ^



### Post URL ^

## Appointments

Image Gallery Video Quote None




UPDATE

DRAFT

Post Title

(show in your blog list)

Activate Windows  
Go to Settings to activate Windows.



*Now you  
have to link  
this blog URL  
to your blog  
page*

**DONE**

**YOU  
ARE  
DONE!**

Get Fully Functional Website

In 5 Minutes With AIDA

# MAKE MONEY WITH BLOG BUILT ON ADM WEBSITE BUILDER

Start Your

Web

<https://admwebsitebuilder.com/>

LETS GET STARTED



Activate Windows  
Go to Settings to activate Windows.



HOW TO

**ADD BLOG IN YOUR  
AFFILIATE WEBSITE?**

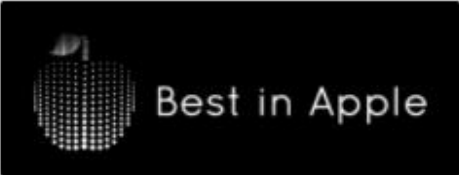
**STEP 01**



# LOGIN TO YOUR AFFILIATE DASHBOARD

JOIN PROGRAM

PROMOTE



Login

Remember me

Login

EARN COMMISSIONS

TRACK SALES

Activate Windows  
Go to Settings to activate Windows.





Admin



Dashboard



Affiliates



Manage Website



Onsite SEO



Optin List



SEO Master

Last Login:

19 Oct 2020 | 12:03 am



Admin Admin



### Monthly Stats (Oct 2020)

75 Visits

58 Unique Visits



### Hours spent on Dashboard

00h 00m Week

00h 00m Oct 20

22h 23m Total



# Welcome to Admin Dashboard

+ 948 Visits

Dashboard Summary >

Package: **Affiliate**

## Platform at a Glance

46 Total Products	41 Active Products	5 Inactive Products	6 Featured Products	26 Branded Products	12 Active Merchants
8 Total Categories	8 Active Categories	0 Inactive Categories	1 Total Brands	1 Active Brands	0 Inactive Brands

## Affiliate Products Overview (Oct 2020)

46 Total Products Listed	7 Products Viewed	39 Products not Viewed
-----------------------------	----------------------	---------------------------



## Add More to Your Portal

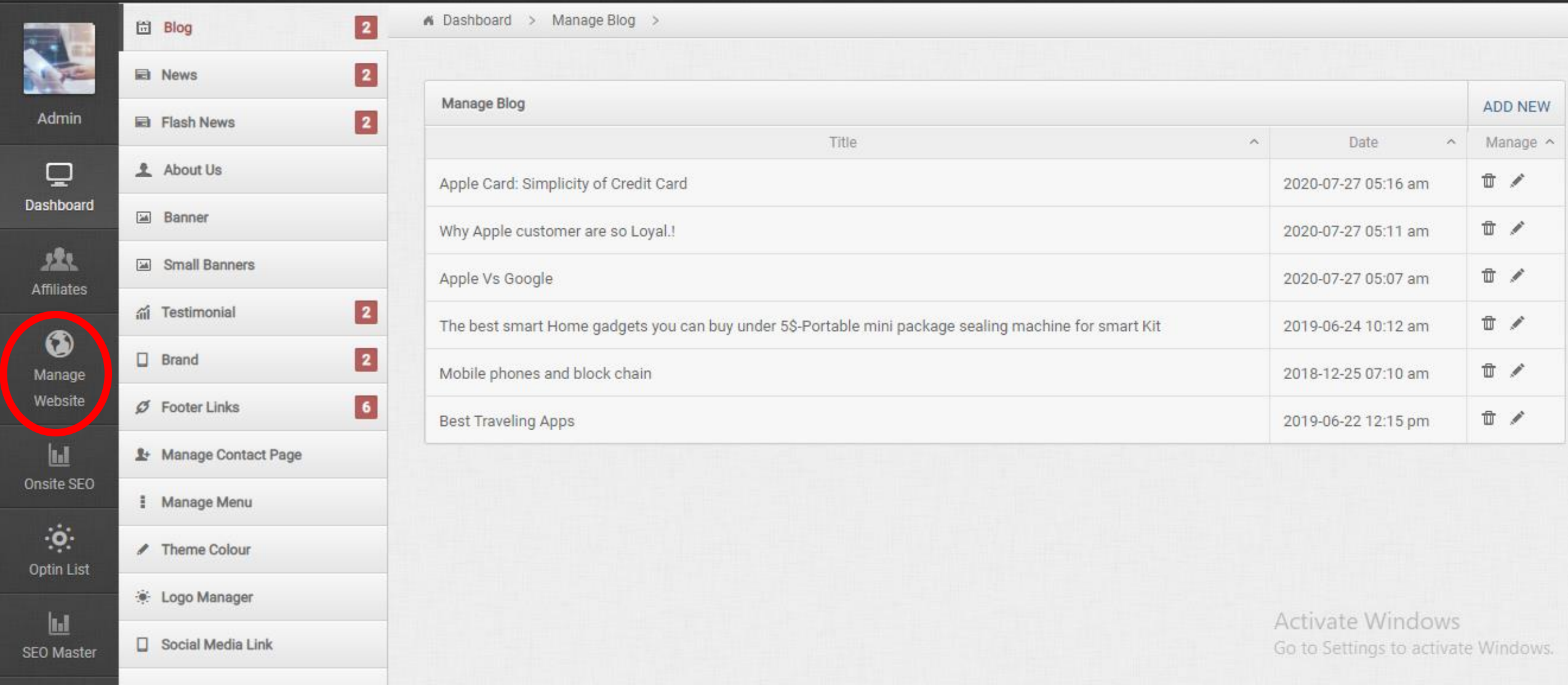
- + Add New Affiliate Product
- + Add New Category
- + Add New Blog
- + Add New Testimonial
- + Add New Flash News
- + Manage Onsite SEO

Activate Windows  
Go to Settings to activate Windows.

**STEP 02**















# CLICK ON MANAGE WEBSITE



The image shows a dashboard interface with a sidebar on the left and a main content area on the right. The sidebar contains several menu items, with 'Manage Website' circled in red. The main content area displays a 'Manage Blog' table with columns for Title, Date, and Manage. The table lists several blog entries with their titles and dates. A watermark 'Activate Windows' is visible in the bottom right corner.

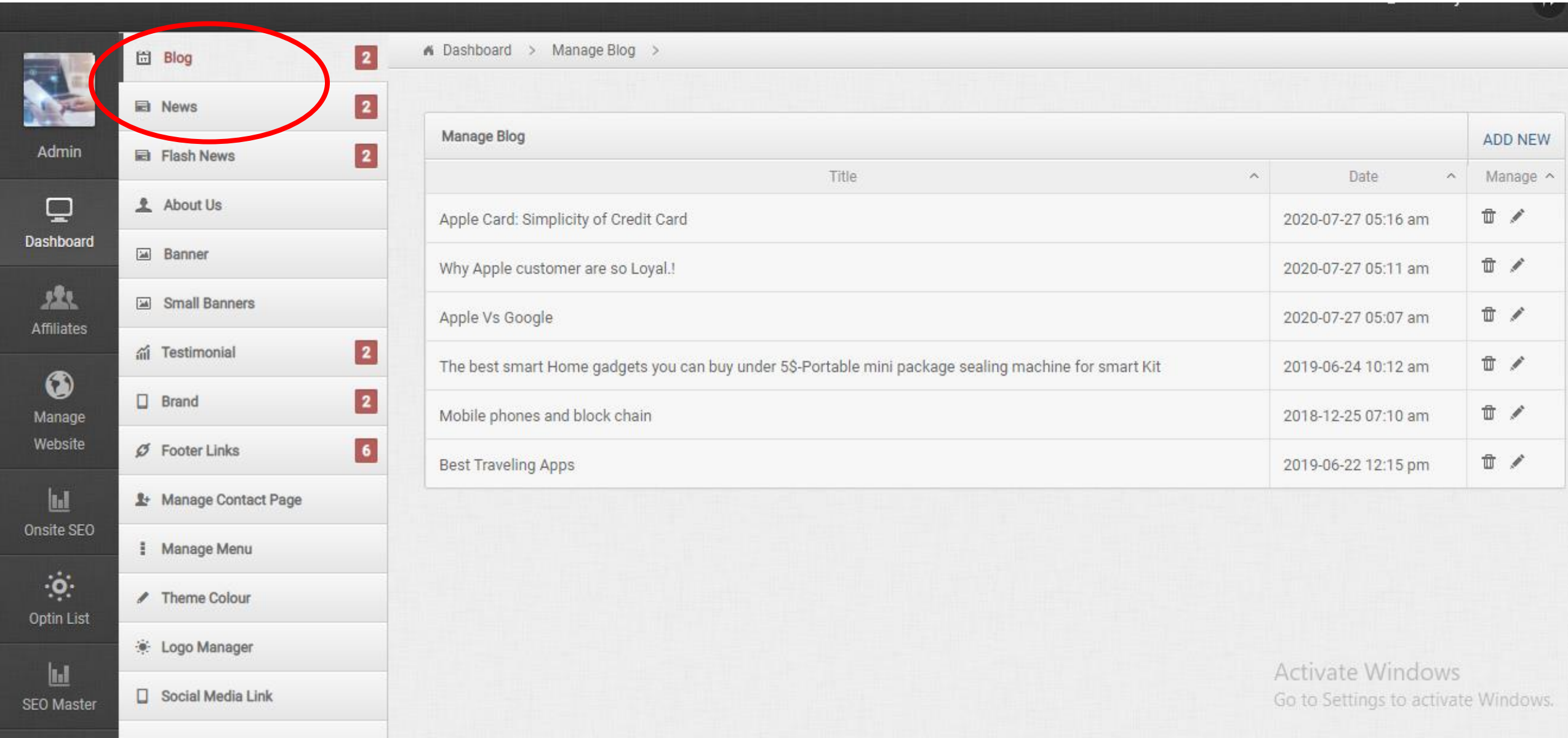
Dashboard > Manage Blog >

**Manage Blog** ADD NEW

Title ^	Date ^	Manage ^
Apple Card: Simplicity of Credit Card	2020-07-27 05:16 am	 
Why Apple customer are so Loyal.!	2020-07-27 05:11 am	 
Apple Vs Google	2020-07-27 05:07 am	 
The best smart Home gadgets you can buy under 5\$-Portable mini package sealing machine for smart Kit	2019-06-24 10:12 am	 
Mobile phones and block chain	2018-12-25 07:10 am	 
Best Traveling Apps	2019-06-22 12:15 pm	 













Activate Windows  
Go to Settings to activate Windows.

# CLICK ON BLOG



The image shows a dashboard interface with a sidebar menu on the left and a main content area on the right. The sidebar menu includes items like Admin, Dashboard, Affiliates, Manage Website, Onsite SEO, Optin List, and SEO Master. The 'Blog' item is circled in red. The main content area shows a 'Manage Blog' table with columns for Title, Date, and Manage. The table contains several rows of blog posts with their respective titles and dates.

Dashboard > Manage Blog >

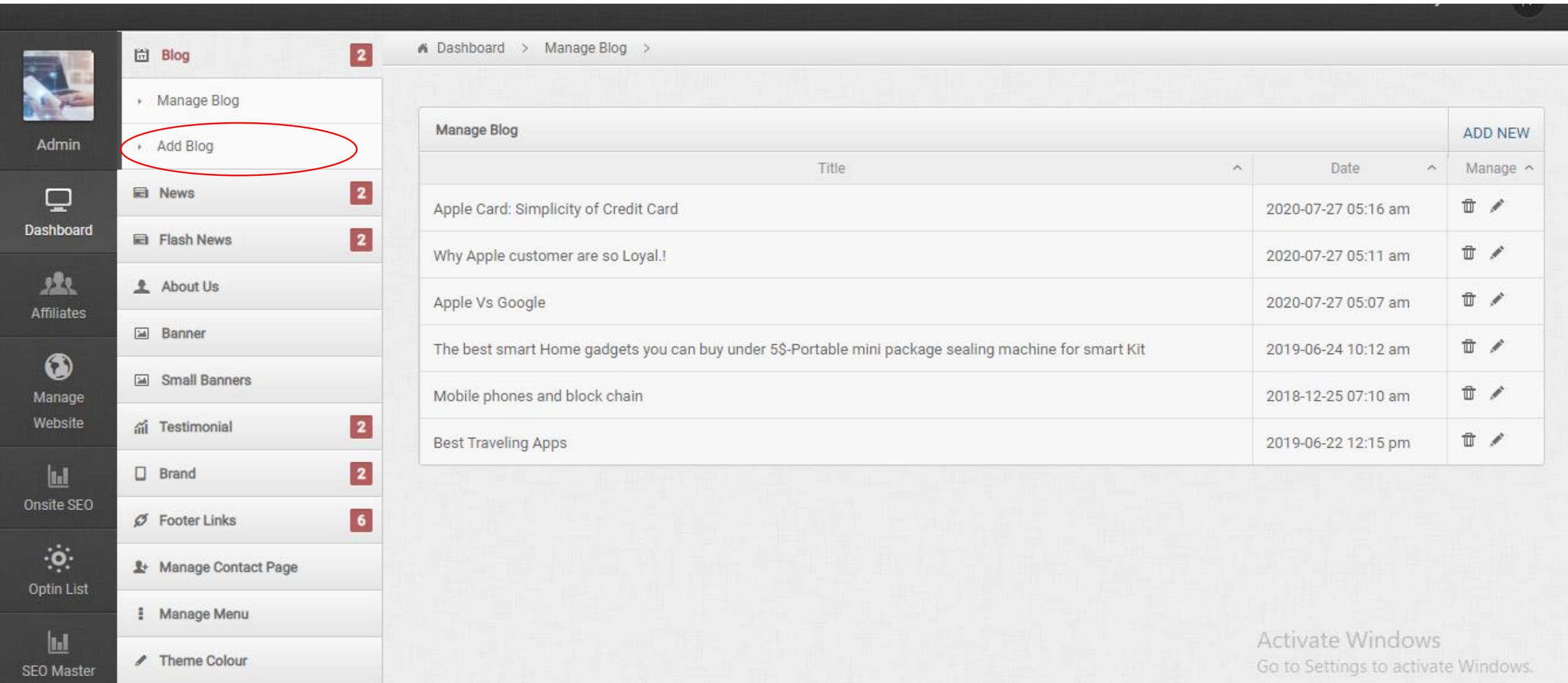
Manage Blog			ADD NEW
Title	Date	Manage	
Apple Card: Simplicity of Credit Card	2020-07-27 05:16 am	 	
Why Apple customer are so Loyal.!	2020-07-27 05:11 am	 	
Apple Vs Google	2020-07-27 05:07 am	 	
The best smart Home gadgets you can buy under 5\$-Portable mini package sealing machine for smart Kit	2019-06-24 10:12 am	 	
Mobile phones and block chain	2018-12-25 07:10 am	 	
Best Traveling Apps	2019-06-22 12:15 pm	 	

Activate Windows  
Go to Settings to activate Windows.

**STEP 03**



# CLICK ON ADD BLOG



The screenshot shows a CMS dashboard with a sidebar on the left and a main content area on the right. The sidebar contains various menu items, with 'Add Blog' highlighted by a red circle. The main content area displays a table of existing blog posts.

**Dashboard Navigation:** Dashboard > Manage Blog >

**Sidebar Menu:**

- Admin
- Dashboard
- Affiliates
- Manage Website
- Onsite SEO
- Optin List
- SEO Master
- Blog** (2)
  - Manage Blog
  - Add Blog**
- News (2)
- Flash News (2)
- About Us
- Banner
- Small Banners
- Testimonial (2)
- Brand (2)
- Footer Links (6)
- Manage Contact Page
- Manage Menu
- Theme Colour

**Manage Blog Table:**

Manage Blog			ADD NEW
Title	Date	Manage	
Apple Card: Simplicity of Credit Card	2020-07-27 05:16 am		
Why Apple customer are so Loyal.!	2020-07-27 05:11 am		
Apple Vs Google	2020-07-27 05:07 am		
The best smart Home gadgets you can buy under 5\$-Portable mini package sealing machine for smart Kit	2019-06-24 10:12 am		
Mobile phones and block chain	2018-12-25 07:10 am		
Best Traveling Apps	2019-06-22 12:15 pm		

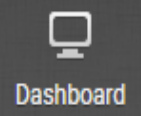
Activate Windows  
Go to Settings to activate Windows.

**STEP 04**







Admin



Dashboard



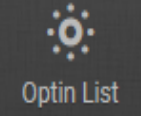
Affiliates




Manage Website



Onsite SEO



Optin List



SEO Master

- Blog 2
- News 2
- Flash News 2
- About Us
- Banner
- Small Banners
- Testimonial 2
- Brand 2
- Footer Links 6
- Manage Contact Page
- Manage Menu
- Theme Colour
- Logo Manager
- Social Media Link

### Add New Blog

Blog Title \*

Description: \*

Font Size    Font Familv    Font Format

# ADD TITLE AND WRITE YOUR BLOG

Image :

No file selected

Meta Title (SEO) :

Meta Description (SEO) :

Activate Windows  
Go to Settings to activate Windows.



# STEP 05



- Onsite SEO
  - Optin List
  - SEO Master
  - Online Tools
  - Activity Log
  - Settings
  - Expenditure
- Manage Contact Page
  - Manage Menu
  - Theme Colour
  - Logo Manager
  - Social Media Link
  - Add Favicon
  - FAQ

Image :  +

Meta Title (SEO) :

Meta Description (SEO) :

Meta Keyword (SEO) :

**ADD IMAGE**

**STEP 06**



# ADD META TITLE, META KEYWORD, META DESCRIPTION

Footer Links

- Manage Contact Page
- Manage Menu
- Theme Colour
- Logo Manager
- Social Media Link
- Add Favicon
- FAQ

Image :  +

Meta Title (SEO) :

Meta Description (SEO) :

Meta Keyword (SEO) :

Activate Windows  
Go to Settings to activate Windows

**STEP 07**





***CLICK ON  
SUBMIT***

# You are done!

## BLOG

Home / Blog



APPLE CARD: SIMPLICITY OF CRED..

Apple Card, a new kind of credit card created by Apple and designed to help customers lead..

[READ MORE](#)



WHY APPLE CUSTOMER ARE SO LOYA..

David and Goliath Although it is a very big company, Apple still enjoys an underdog

[READ MORE](#)



APPLE VS GOOGLE..

There's no "best", they both have strengths and weaknesses. There's a lot of compete Windows.

[READ MORE](#)

**WE STRONGLY RECOMMEND MAKING  
A BLOG WITH OUR PLATFORM**



أشيقر®  
DIGIMENTORS





# INSTANT MESSENGERS



WhatsApp

# Welcome to WhatsApp!



Cross-platform mobile messaging with  
friends all over the world



WhatsApp



WhatsApp

# Welcome to WhatsApp!



Cross-platform mobile messaging with  
friends all over the world

# WHATSAPP MILESTONES

LAUNCH

JUN  
2009

500  
MILLION  
USERS

APR  
2014

600  
MILLION  
USERS

AUG  
2014

1.2  
BILLION  
USERS

FEB  
2017

1.5  
BILLION  
USERS

DEC  
2017

2  
BILLION  
USERS

FEB  
2020

WhatsApp is available  
in more than

**180**  
**COUNTRIES**

and 60 different languages.

(Whatsapp, 2019)





# What is WhatsApp?



WhatsApp is a free mobile app






**•Chat with other WhatsApp users**

# Without SMS text message charges



A photograph of two women sitting at a wooden table in what appears to be a library or study area. The woman on the right, wearing a yellow sweater, is looking down at a smartphone she is holding. The woman on the left, wearing a green sweater, is partially visible from the back. On the table, there is a stack of four books, two white coffee cups on saucers, and a small piece of food. The background is slightly blurred, showing a doorway and some architectural details.

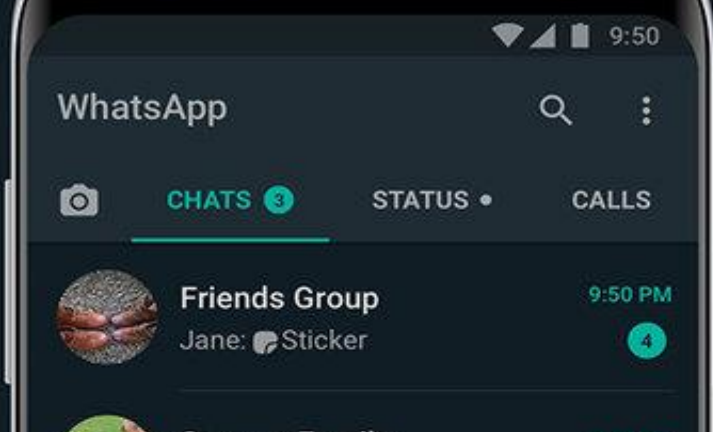
**You can share files and images, and supports free voice and video calls.**

**WhatsApp account is tied directly  
to a single phone number**



© 2010-2020 WhatsApp Inc.

LICENSES



**Anyone who has your phone number in their phone's address book will automatically see your listing, too, unless you change your privacy settings.**



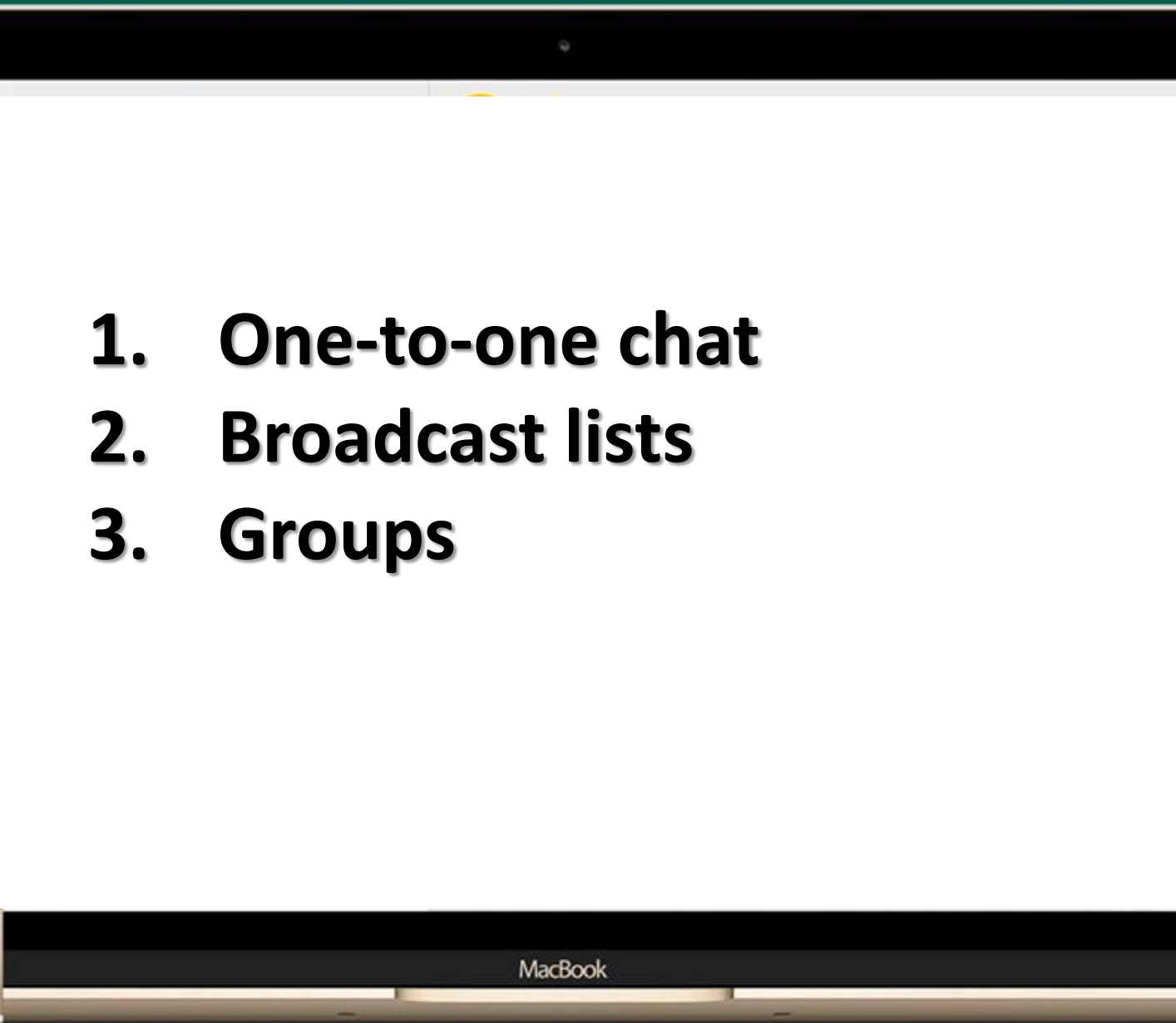


# Ways to share messages





- 1. One-to-one chat**
- 2. Broadcast lists**
- 3. Groups**



- **When you send a message to a broadcast list, it will go to anyone in the list**



# Broadcast



- **If they reply, it will appear as a normal, one-to-one message in your chats screen, and their reply won't be sent to anyone else in that broadcast list.**



# WhatsApp

Broadcast lists are limited to 256 contacts.

# WhatsApp for business?





**If your customers and prospects are young, they're more likely to be comfortable using messaging apps for their day-to-day communication**

WhatsApp have incredible engagement rates: **98**  
percent of mobile messages are opened and read

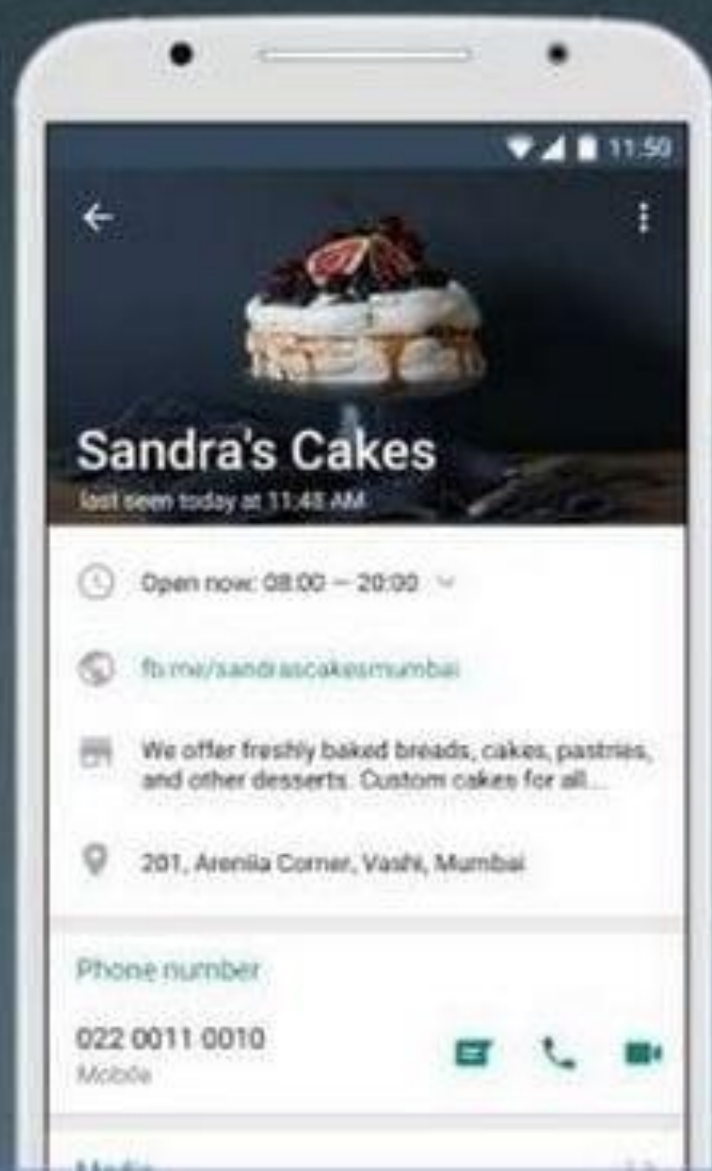




**WhatsApp Business**



Build trust with a business profile



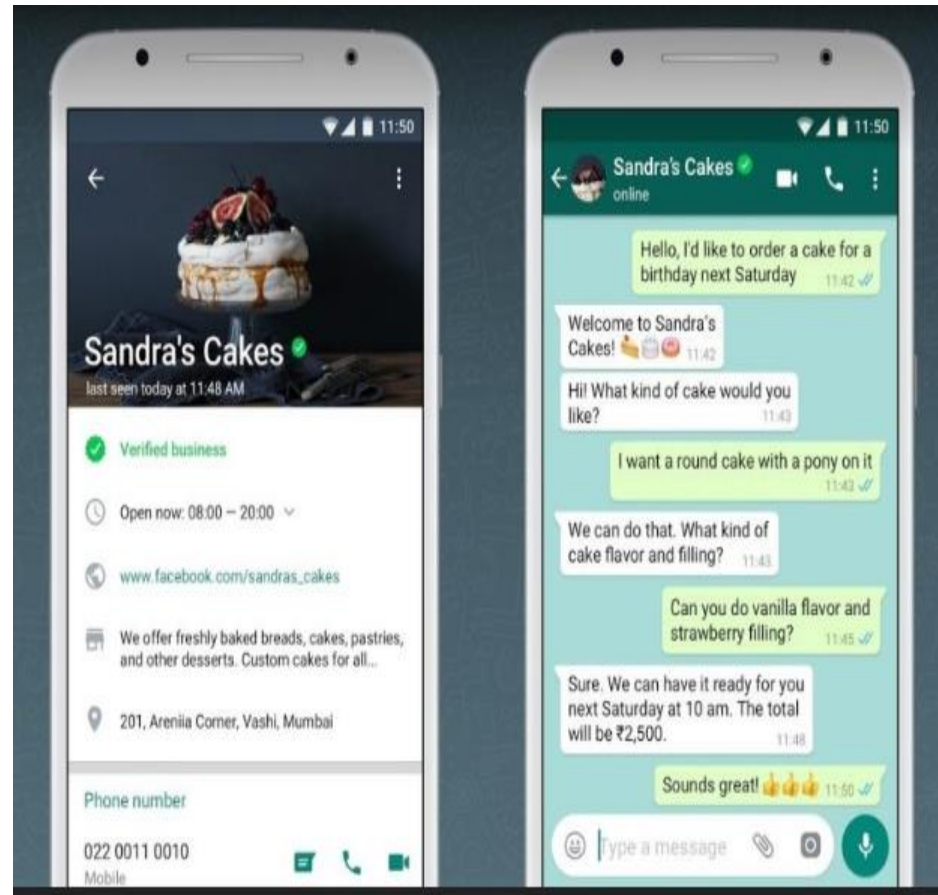
Provide customers with a more personal service



Same simple, personal messaging as WhatsApp



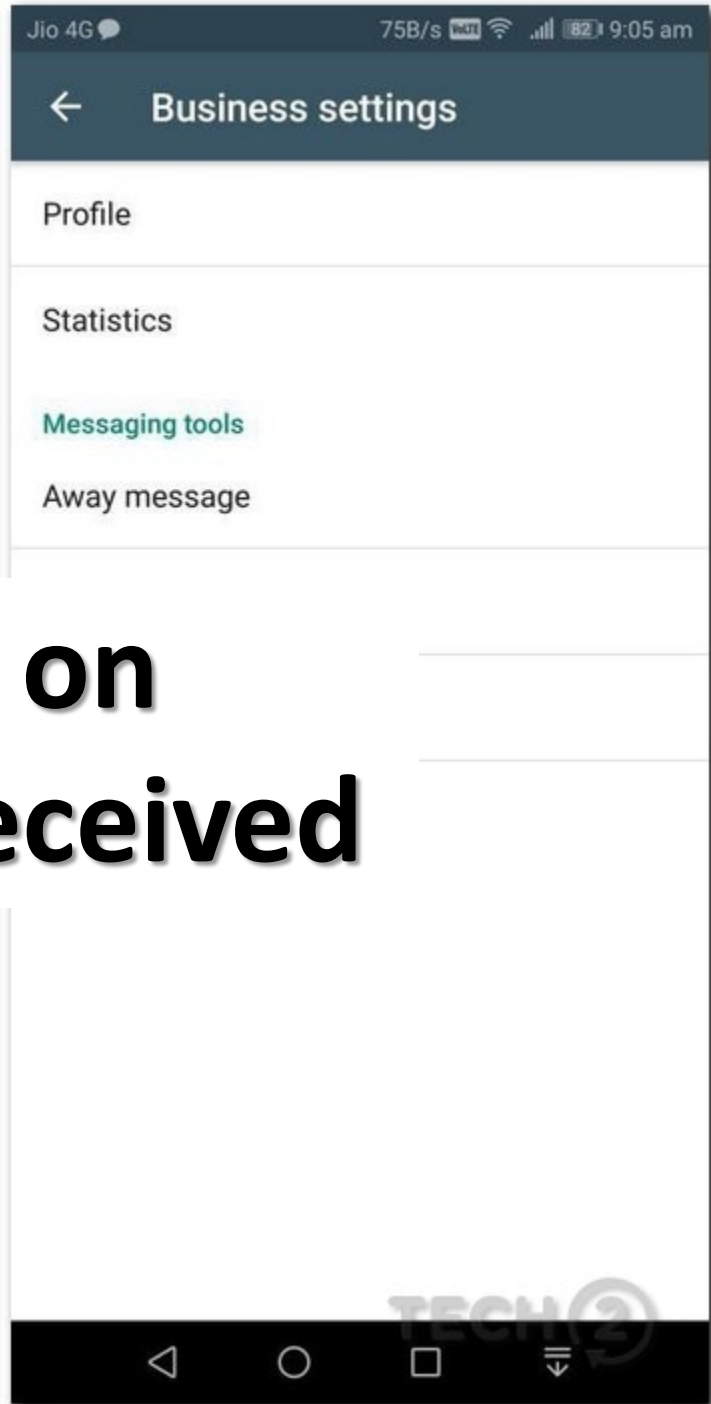
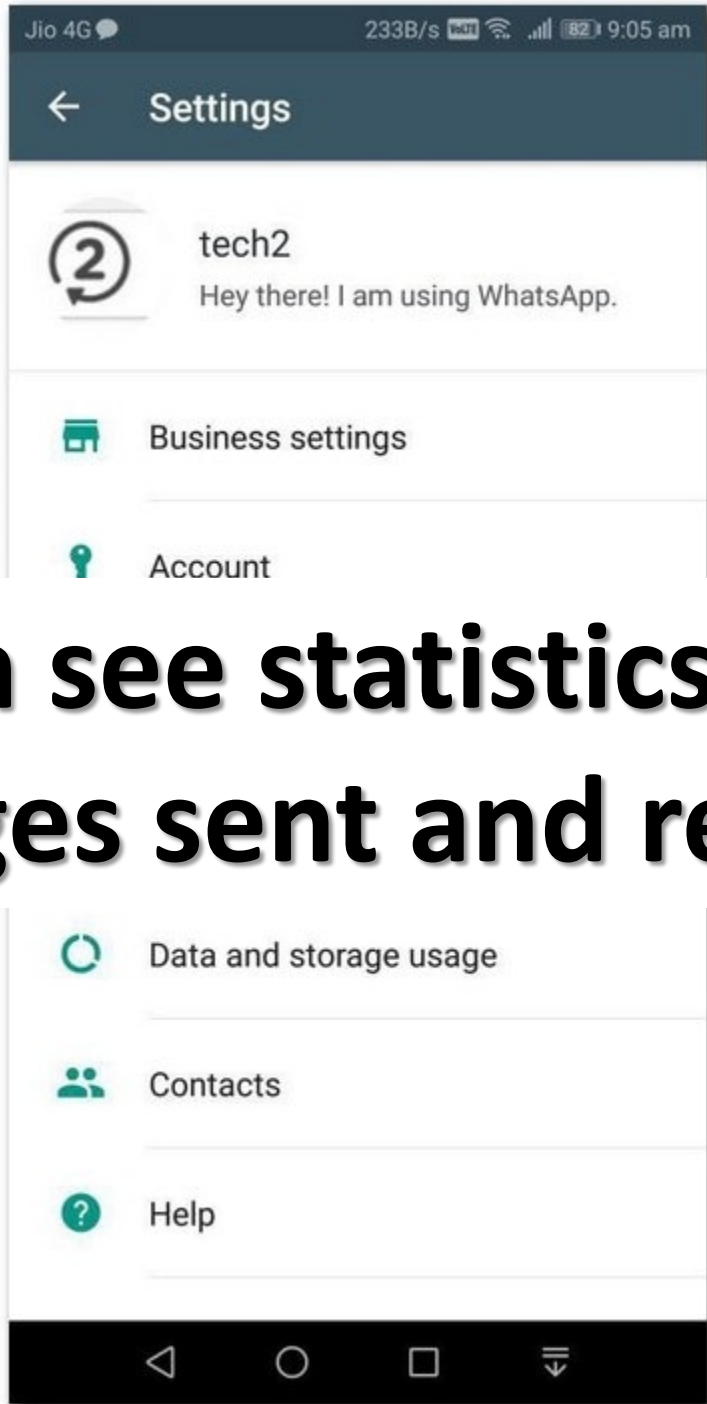
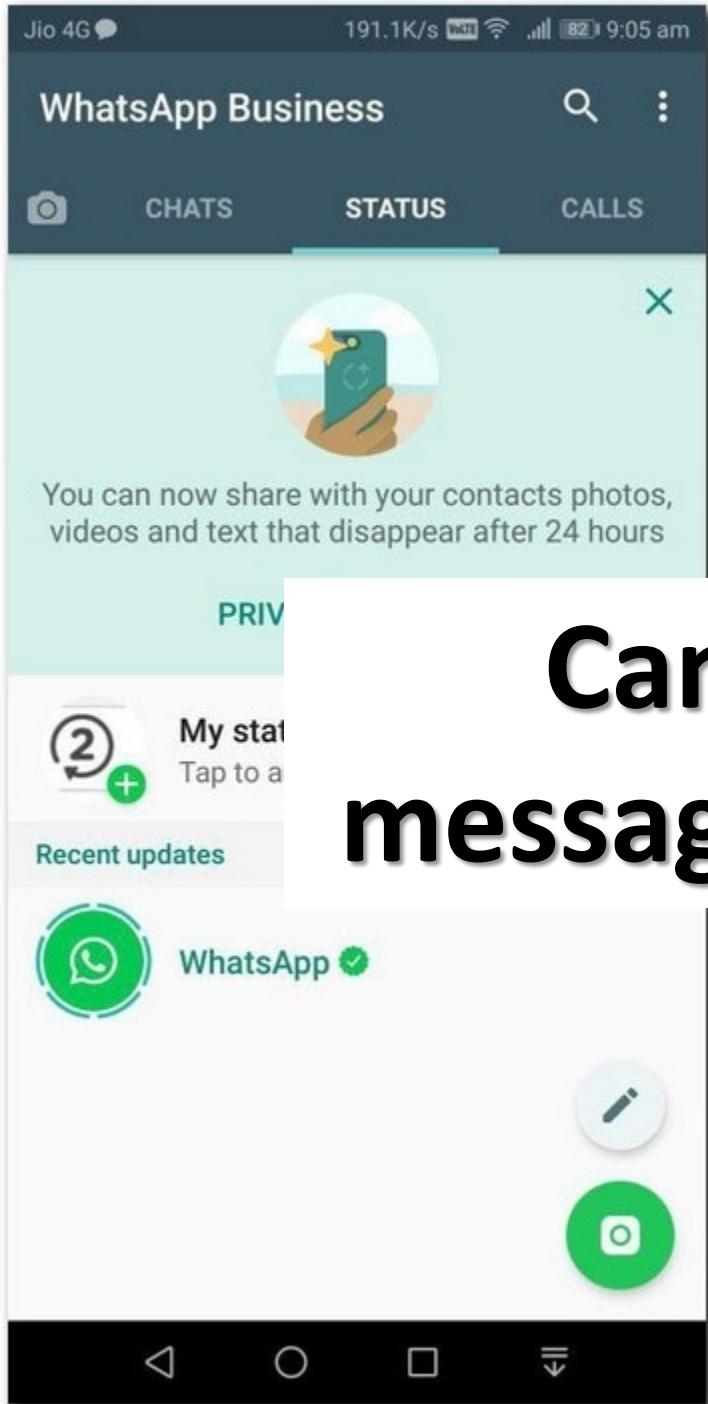
# Can add a landline number



**In the regular version, users can only add their mobile contact numbers.**

# Can set auto replies



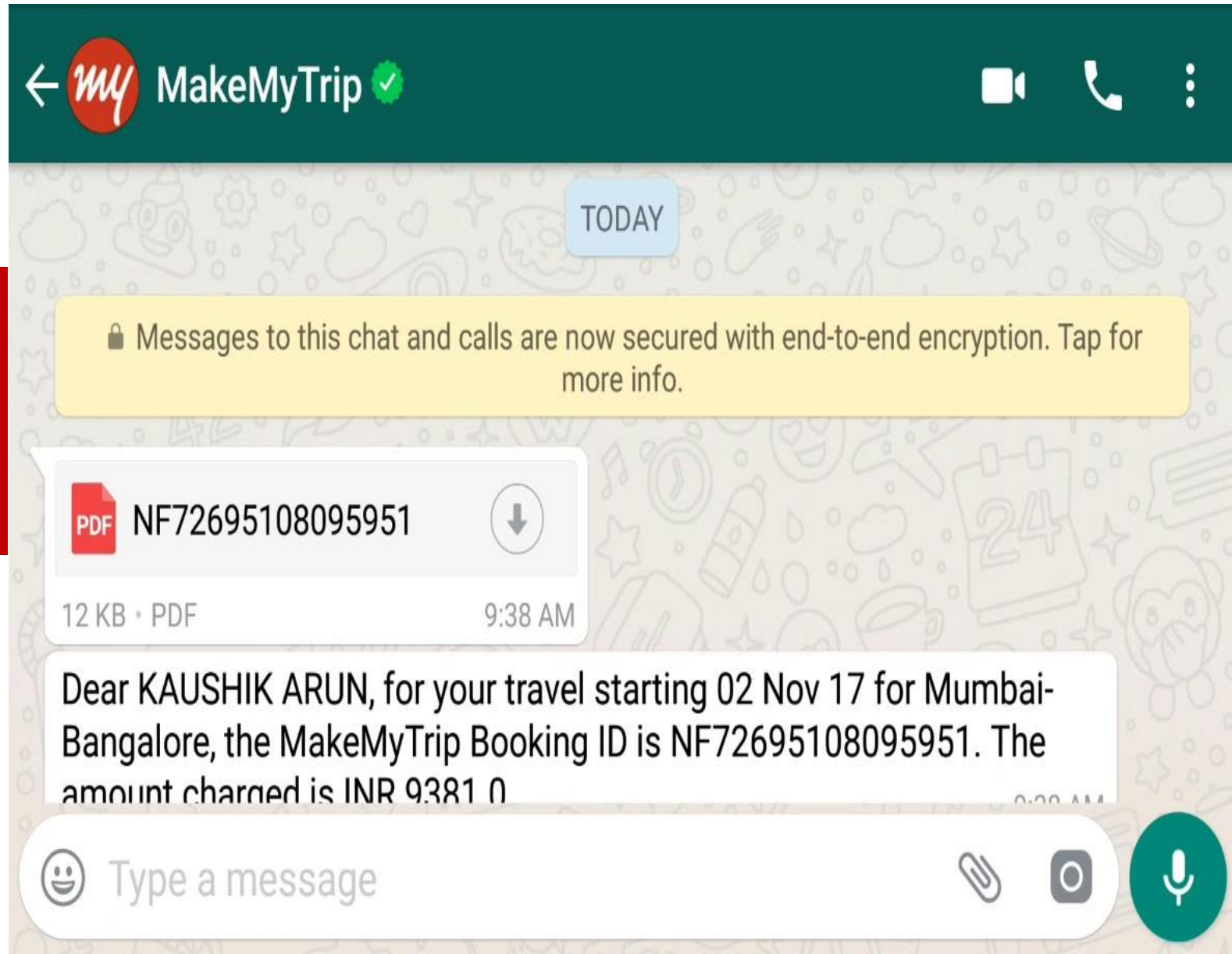


**Can see statistics on messages sent and received**

The background is a solid blue color with a pattern of green speech bubble icons. Each icon contains a white telephone handset symbol. The icons are scattered across the frame, with some appearing in larger, more prominent clusters and others as smaller, individual elements.

**You can also choose the type  
of business that you are  
registering.**

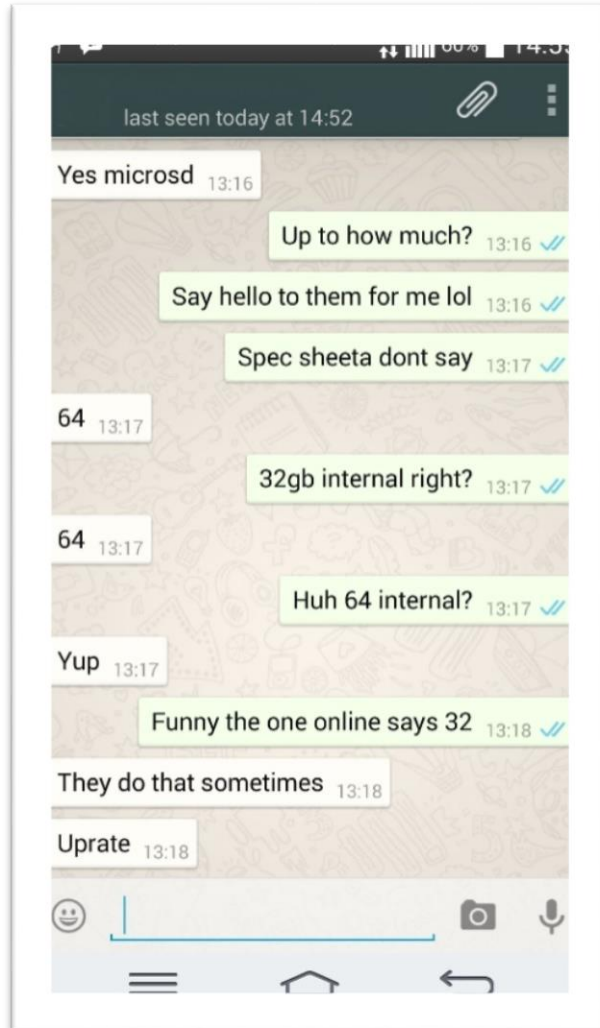
**WhatsApp will verify  
business accounts  
with a green tick.**





Different uses of Whatsapp

# Instant messaging, faster than e-mail

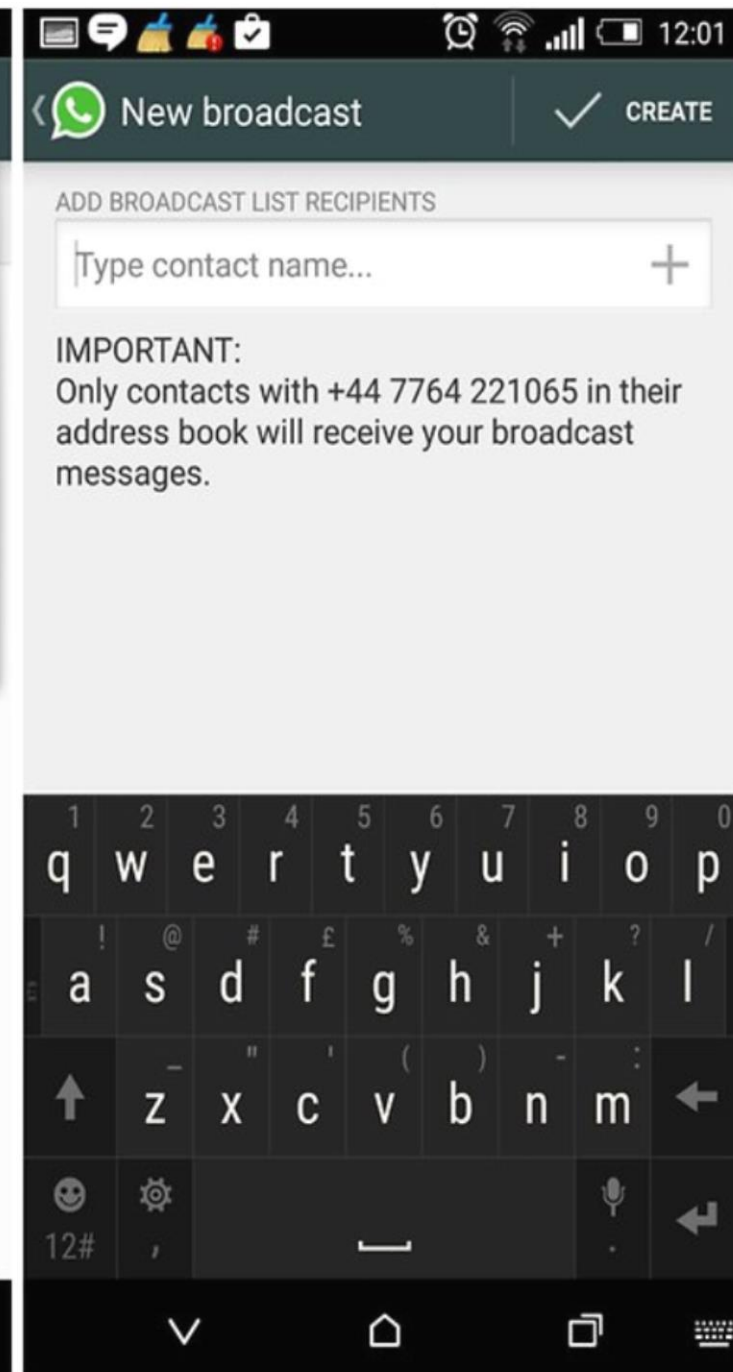
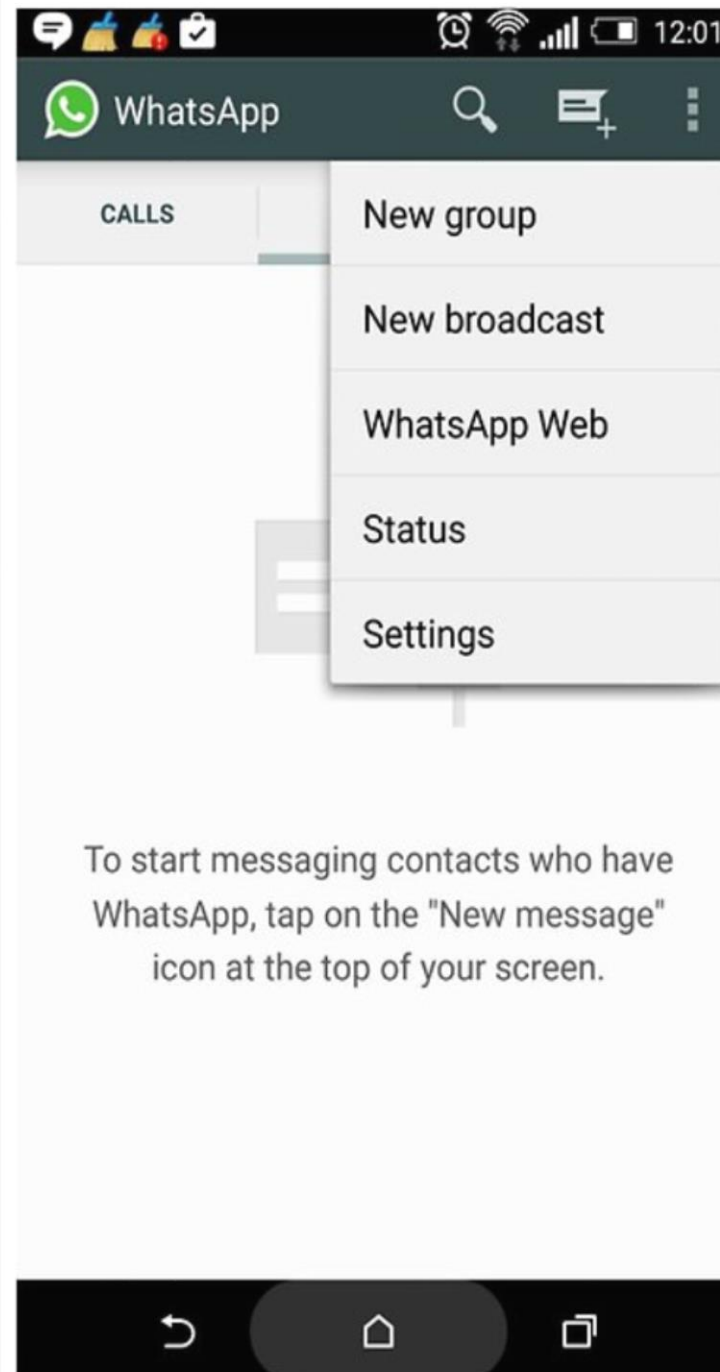


# Showcase your brand through images and videos

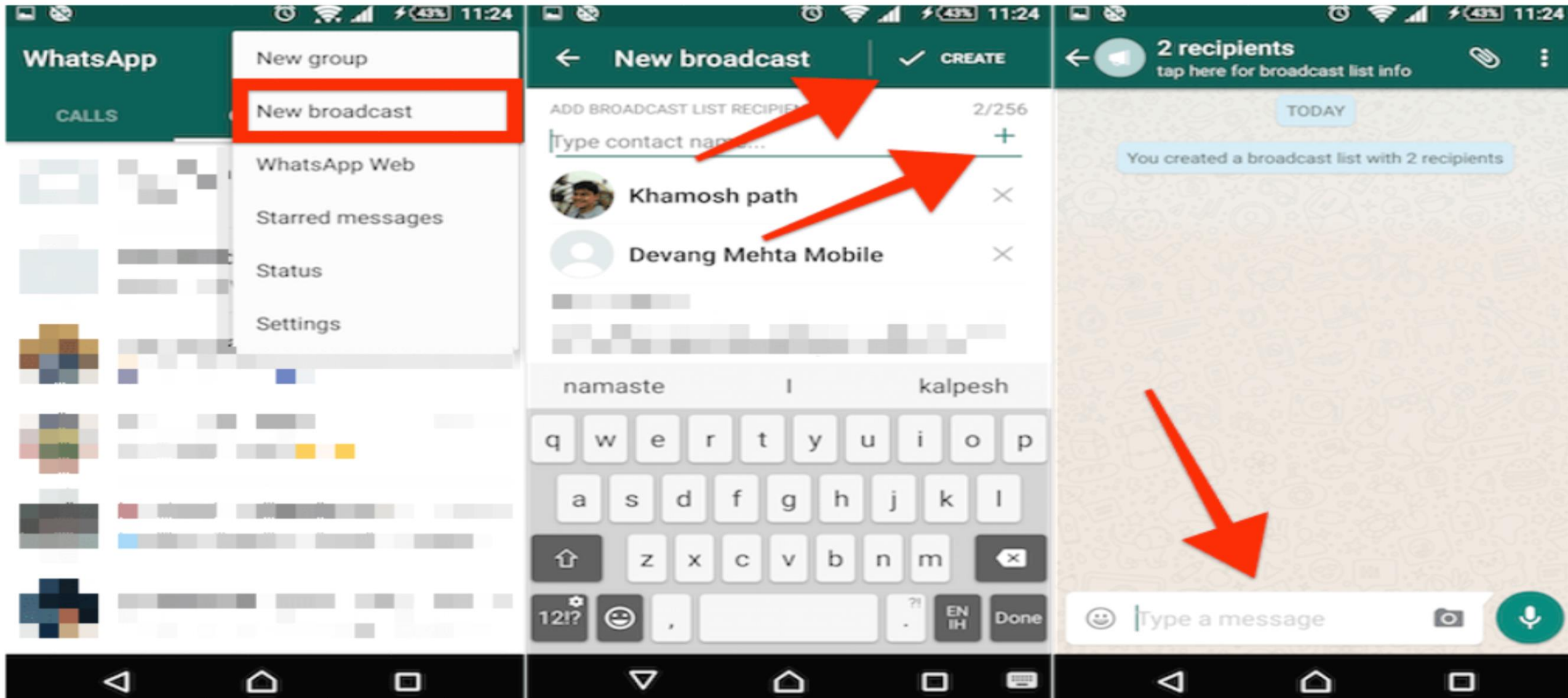




# MARKET YOUR PRODUCTS THROUGH WHATSAPP GROUPS



# Broadcast your messages to a large number of people in your contact list



**5 WAYS**  
**TO USE**  
**WHATSAPP**  
**FOR BUSINESS**



**WhatsApp**  
**Business** 

# **1. USING WHATSAPP FOR INTERNAL TEAM COMMUNICATION**



## **2. USING WHATSAPP FOR CUSTOMER COMMUNICATION**



# **3. USING WHATSAPP FOR CUSTOMER SUPPORT**



## **4. USING WHATSAPP FOR MARKETING AND PROMOTION**



**5. CREATIVE USES  
FOR WHAT'S APP  
FOR BUSINESS**



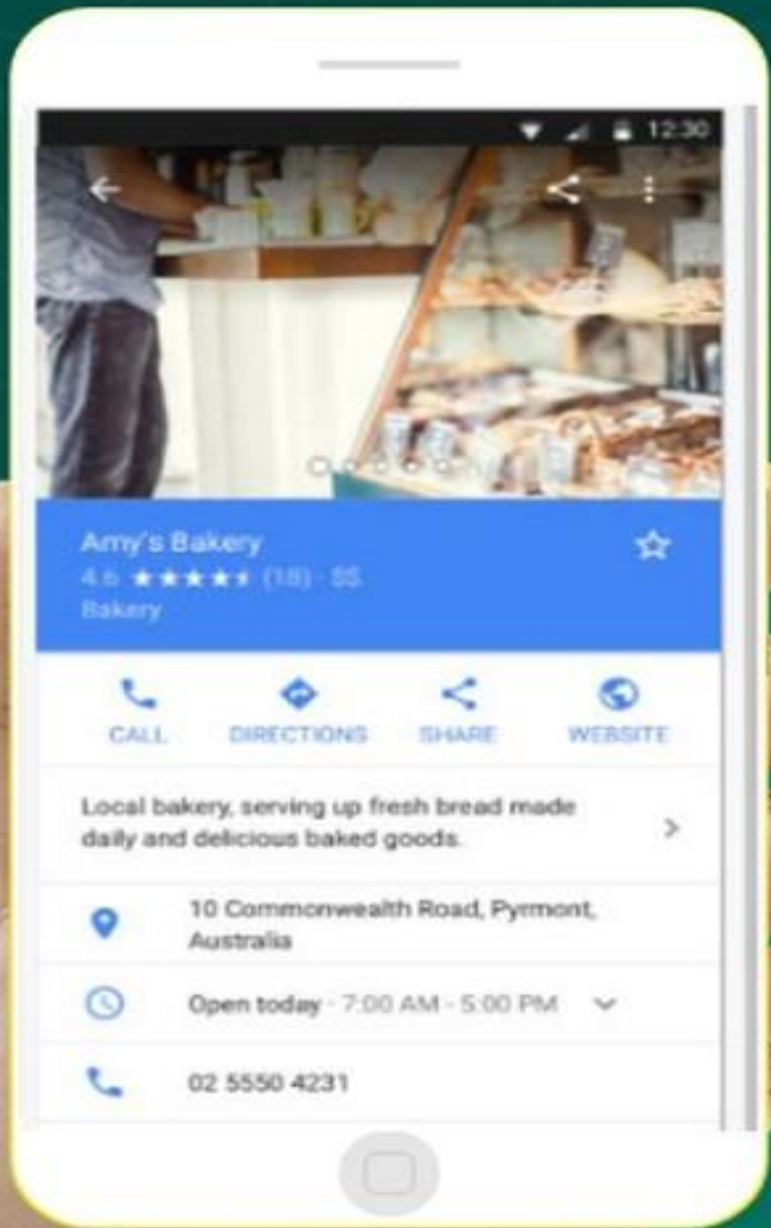


**Use as a booking platform . For example book cake,  
flowers, couriers**

**Order food at a restaurant**

**Medical consultation**

**Government Services like helpline, complaints**



# BUSINESS



# WhatsApp Business

**WHATSAPP FOR BUSINESS?**



Verify Your  
Phone number.

Verify your contact  
number which you have to  
do business in WhatsApp  
business.

10:23 AM

Verify your phone number

WhatsApp will send an SMS message to verify your phone number. Enter your country code and phone number:

India

+ 91 phone number

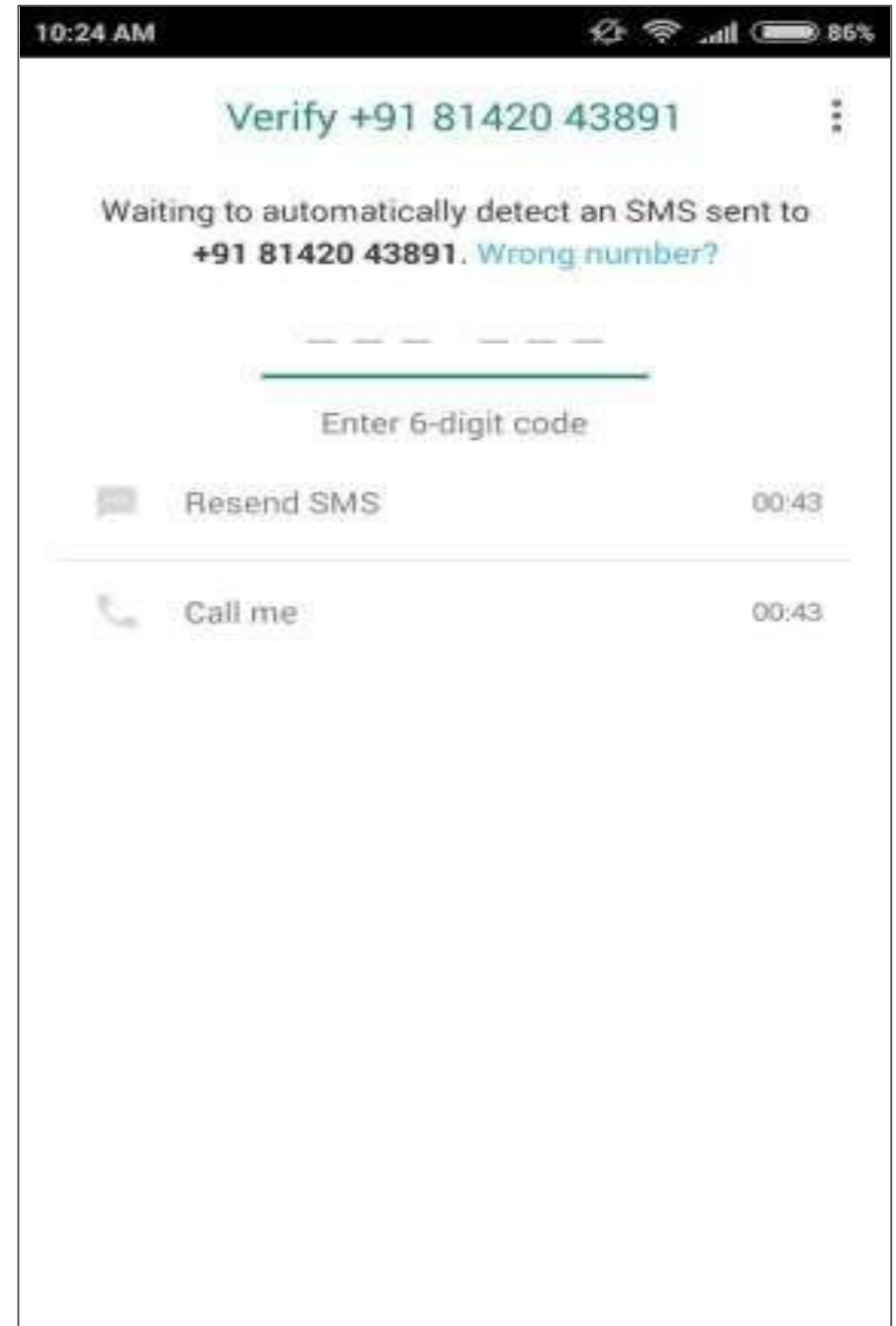
NEXT

Carrier: SMS charges may apply

1	2 ABC	3 DEF	-
4 GHI	5 JKL	6 MNO	↵
7 PQRS	8 TUV	9 WXYZ	✕
* #	0 +	.	✓

Enter 6 Digits code

6 digit code will be send byWhatsApp application to your contact number to enter in the blank space or call me option is also possible





Enter your Business Name



Provide the name of your business and an optional profile photo.  
**Once you set your business name.**



10:25 AM

### Your Business Info

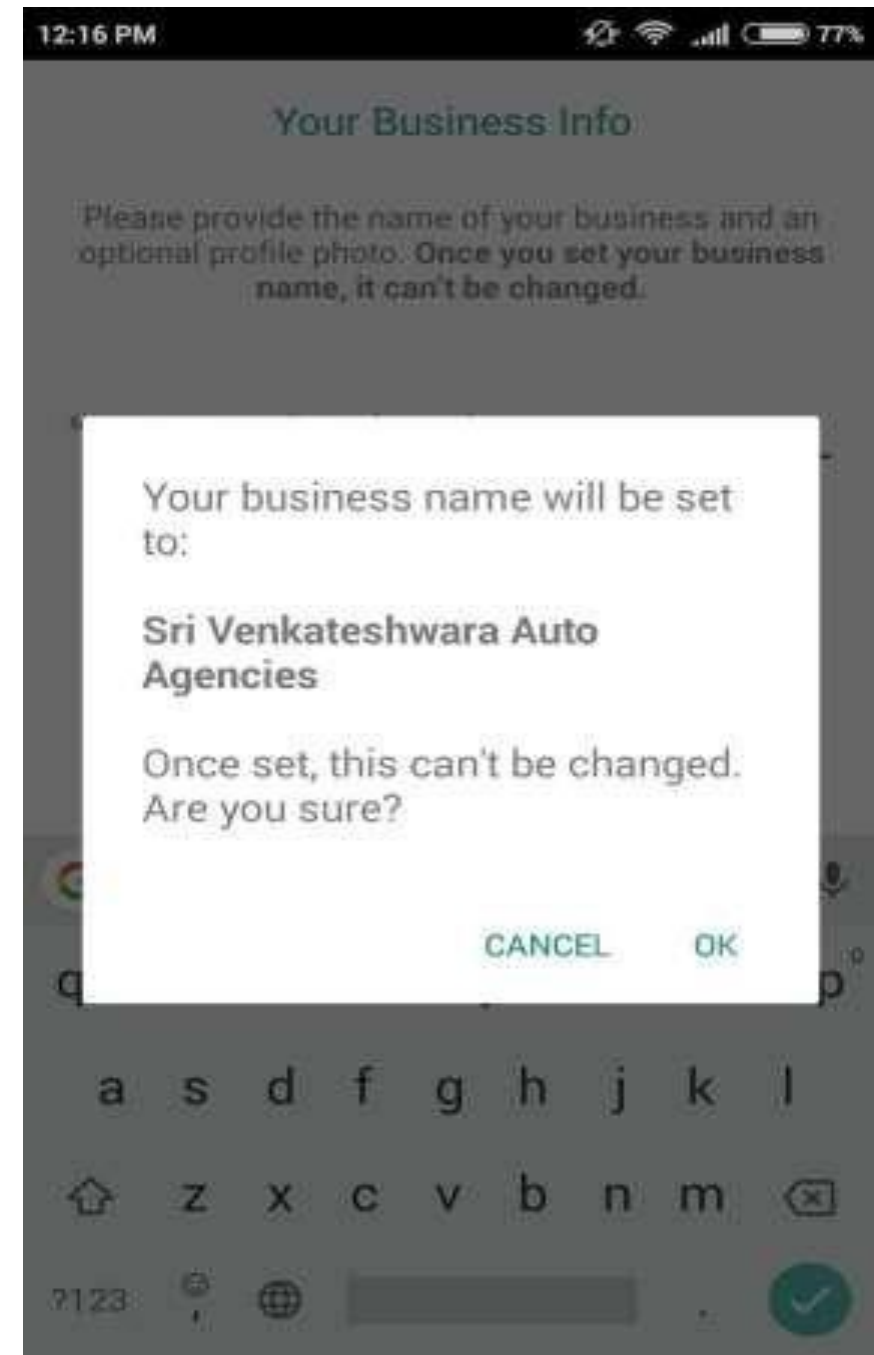
Please provide the name of your business and an optional profile photo. **Once you set your business name, it can't be changed.**

Set Venkateswara Auto Agencies | Venkateswara Auto Agencies

NEXT

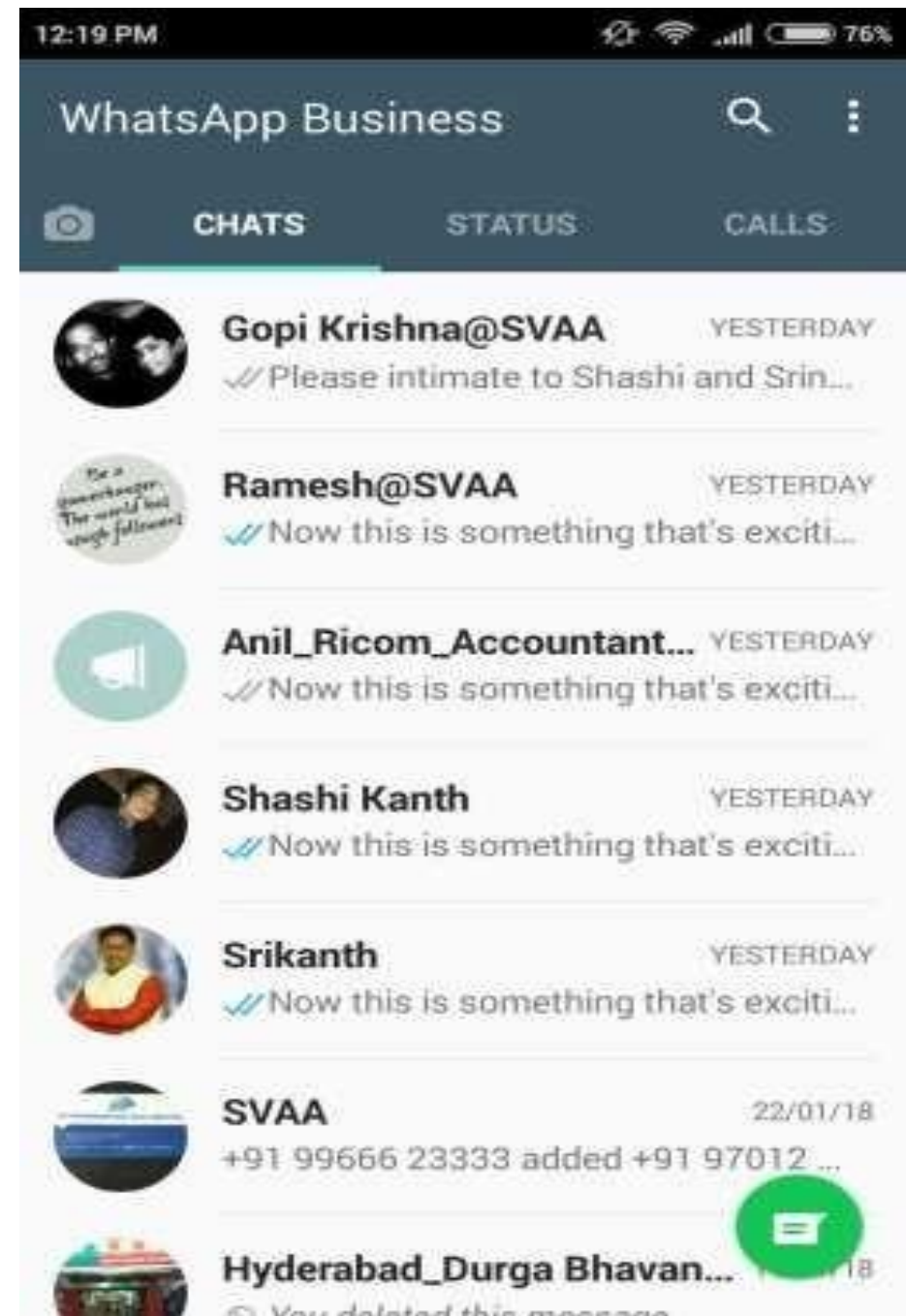
Display of your business name

After providing your business name and it display like the image given by side.



WhatsApp Business profile

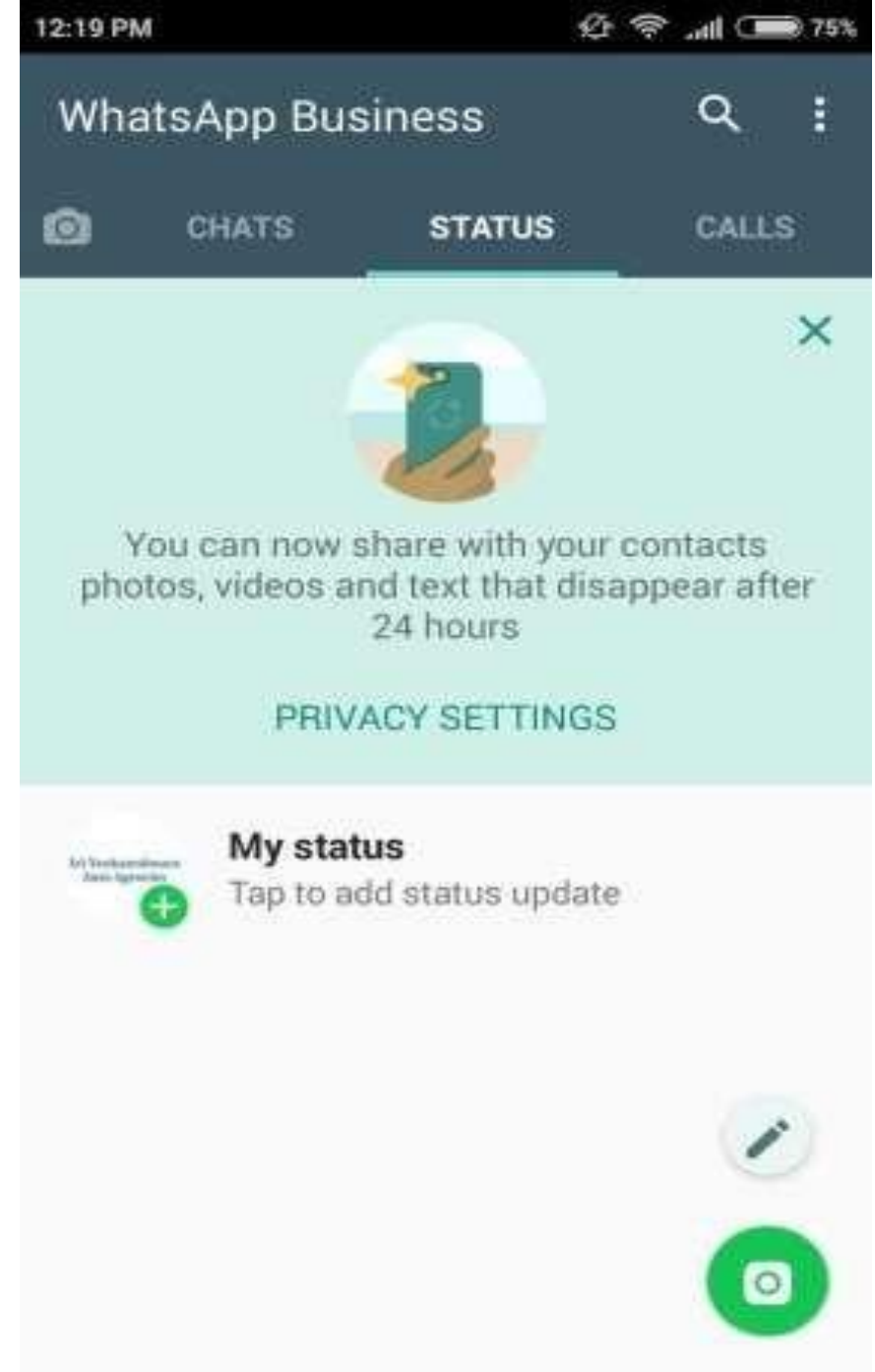
The WhatsApp Business profile is look like a personal WhatsApp Business Profile. There is no change in it.





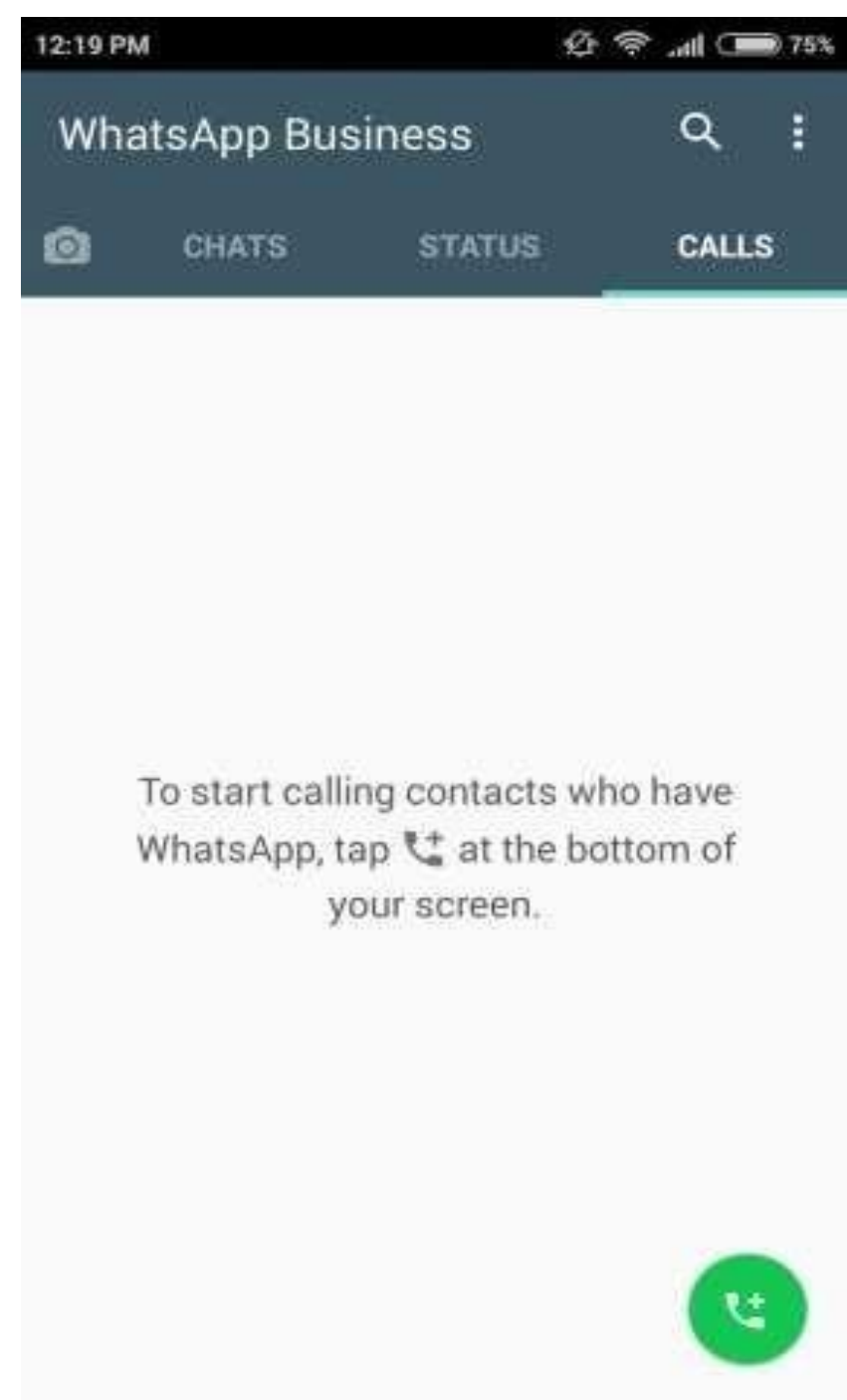
# WhatsApp Business Status

There is no change in status also. It looks the same as the personal WhatsApp status.



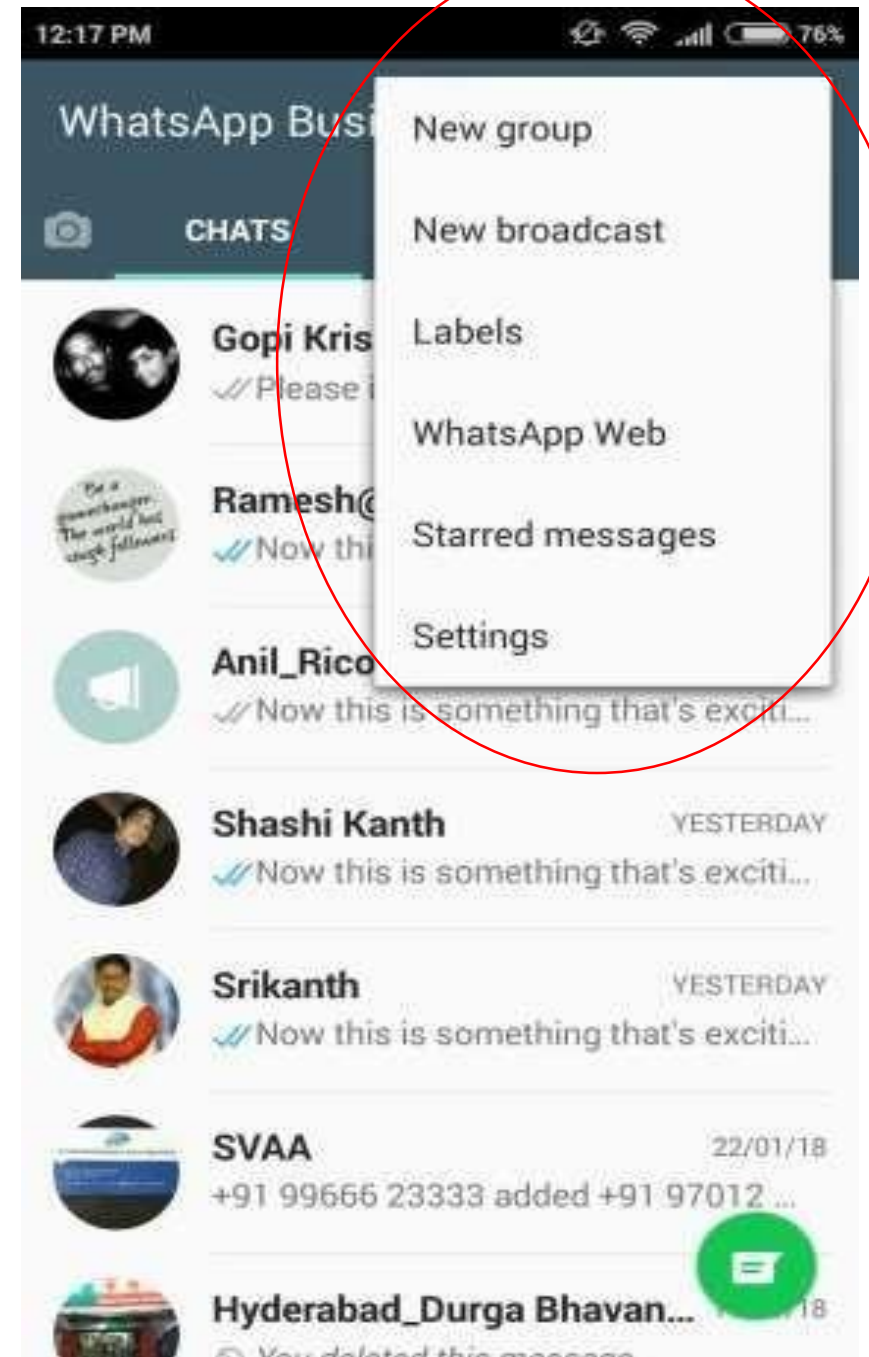
# WhatsApp Business Calls

The WhatsApp Business  
Calls also look like personal  
WhatsApp.



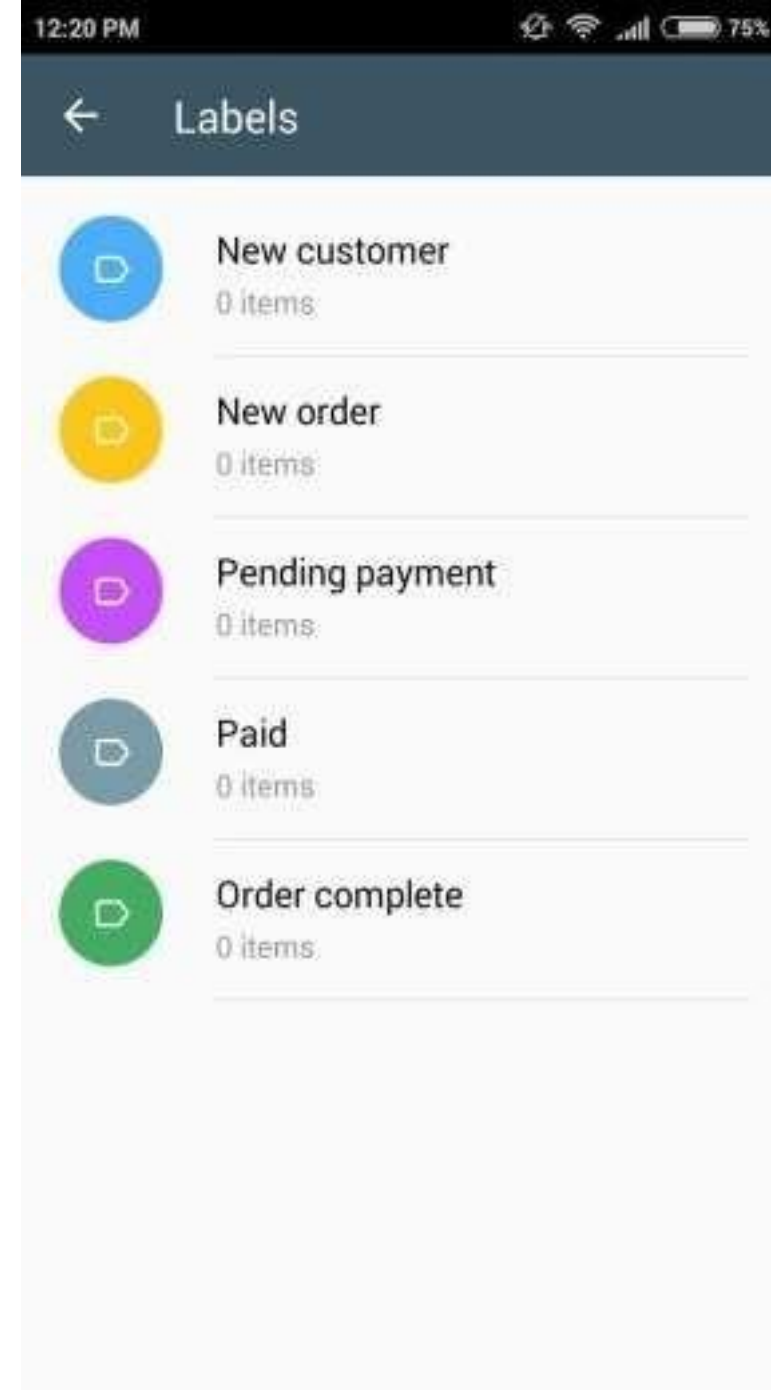
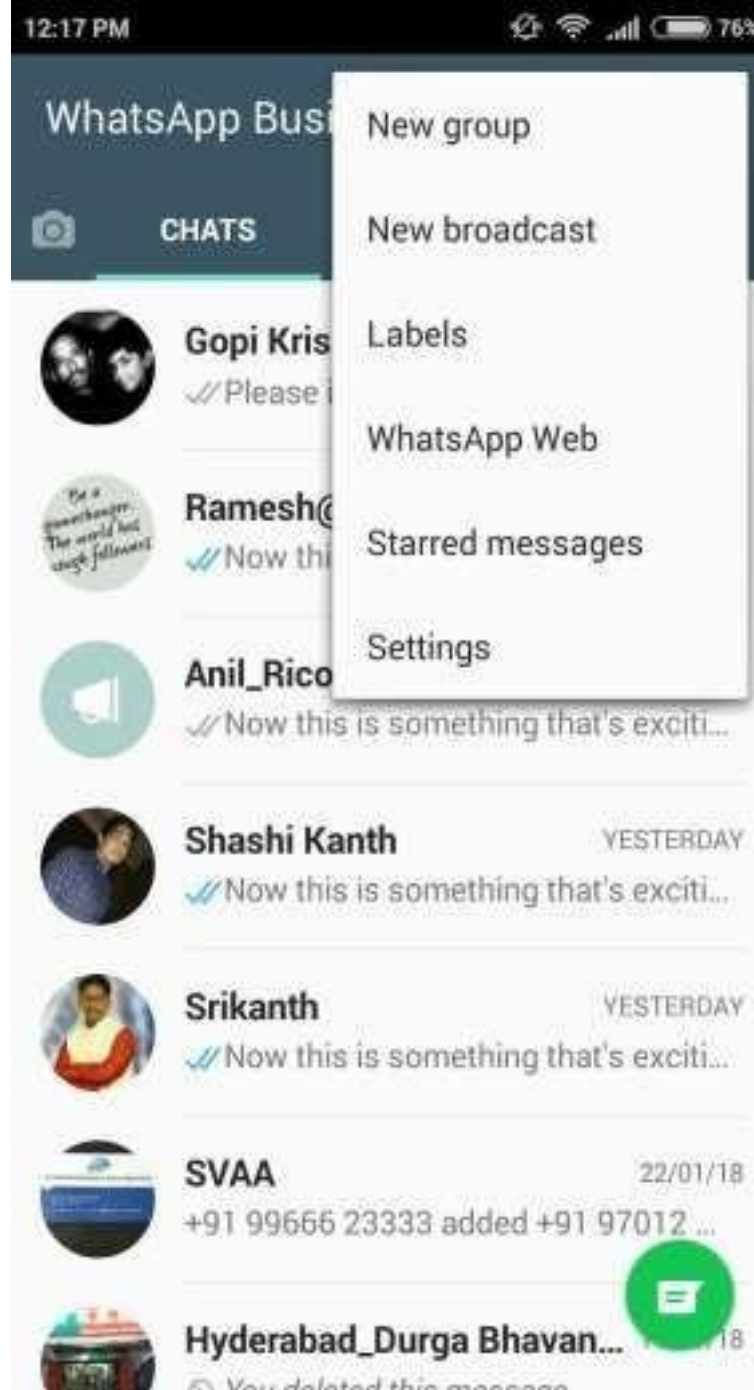
## WhatsApp Business Icon Section

In Business Icon  
Section except one  
remaining are same  
as the personal  
WhatsApp. That is  
“labels”



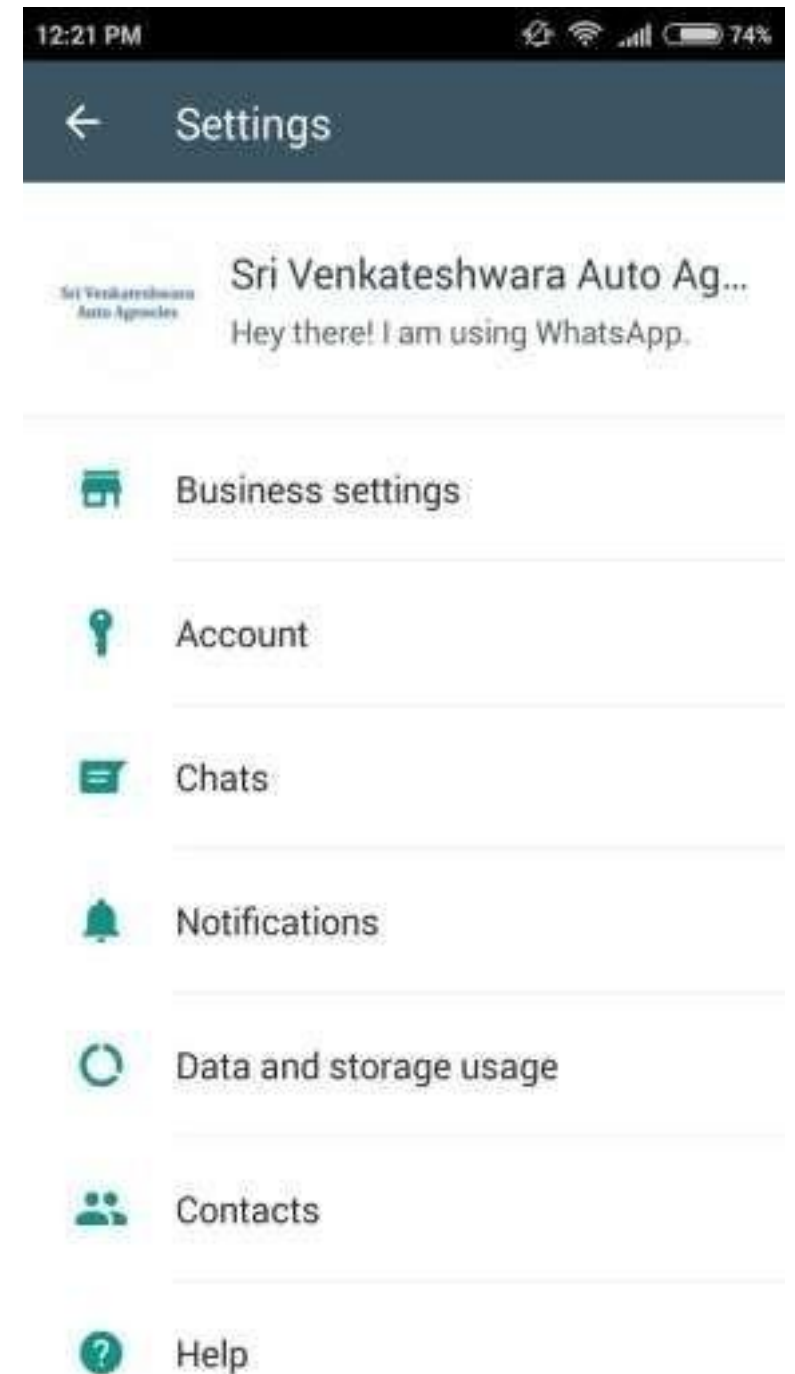
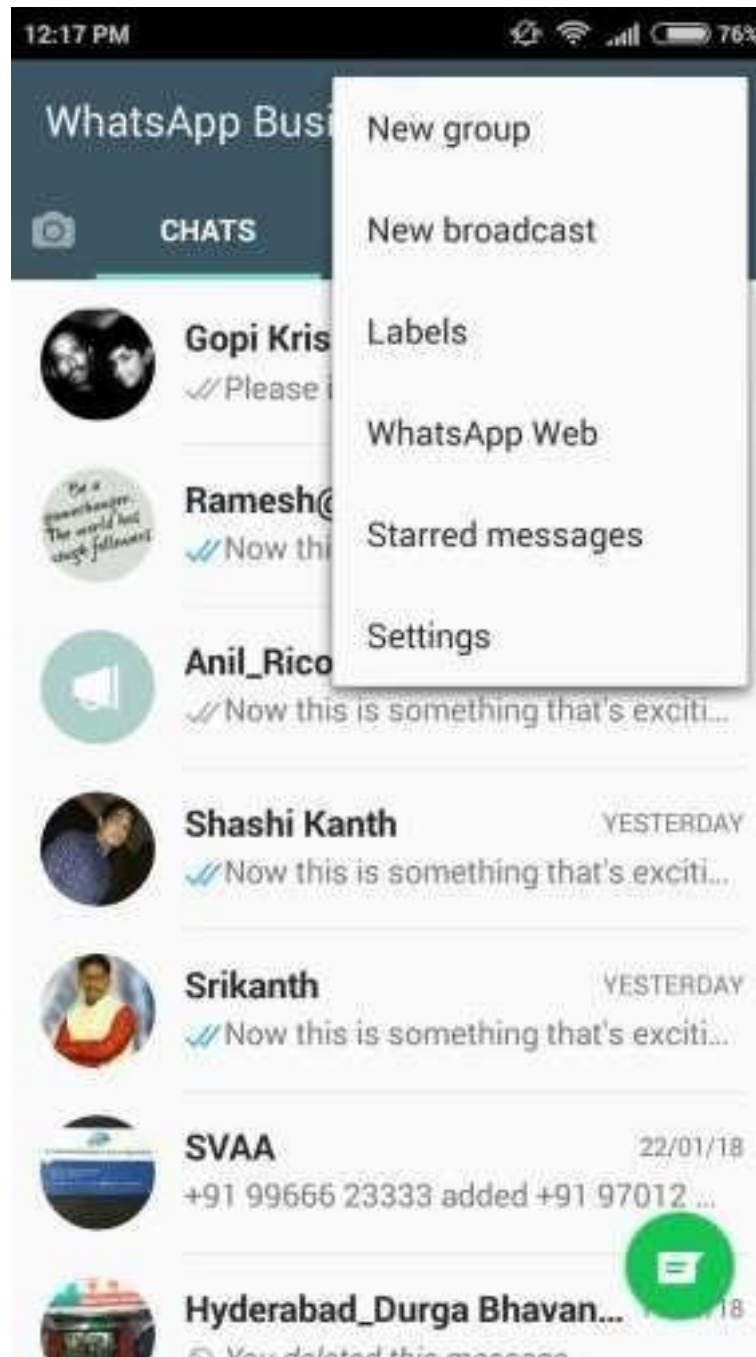
# Labels

helps in differentiating between different customers.. User can also customize it according to his/her wish. You can create upto 20 labels in your whatsApp.



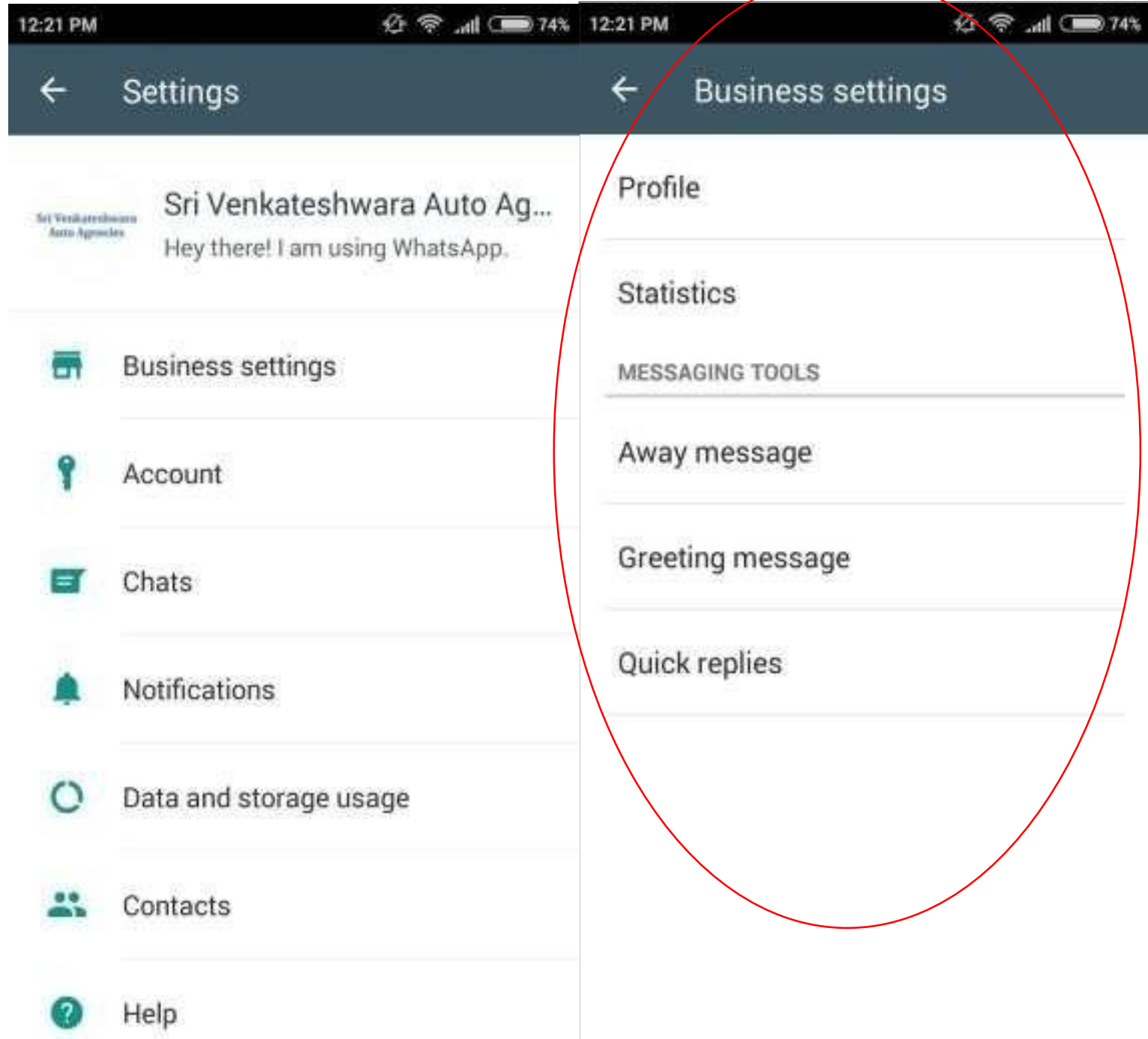
## Settings Section

In the settings section you can identify the Business Settings where you can have a new features in your WhatsApp marketing. It is most important feature in your Business WhatsApp.



## Business Settings

In the Business Settings you can find out the new things. They are.

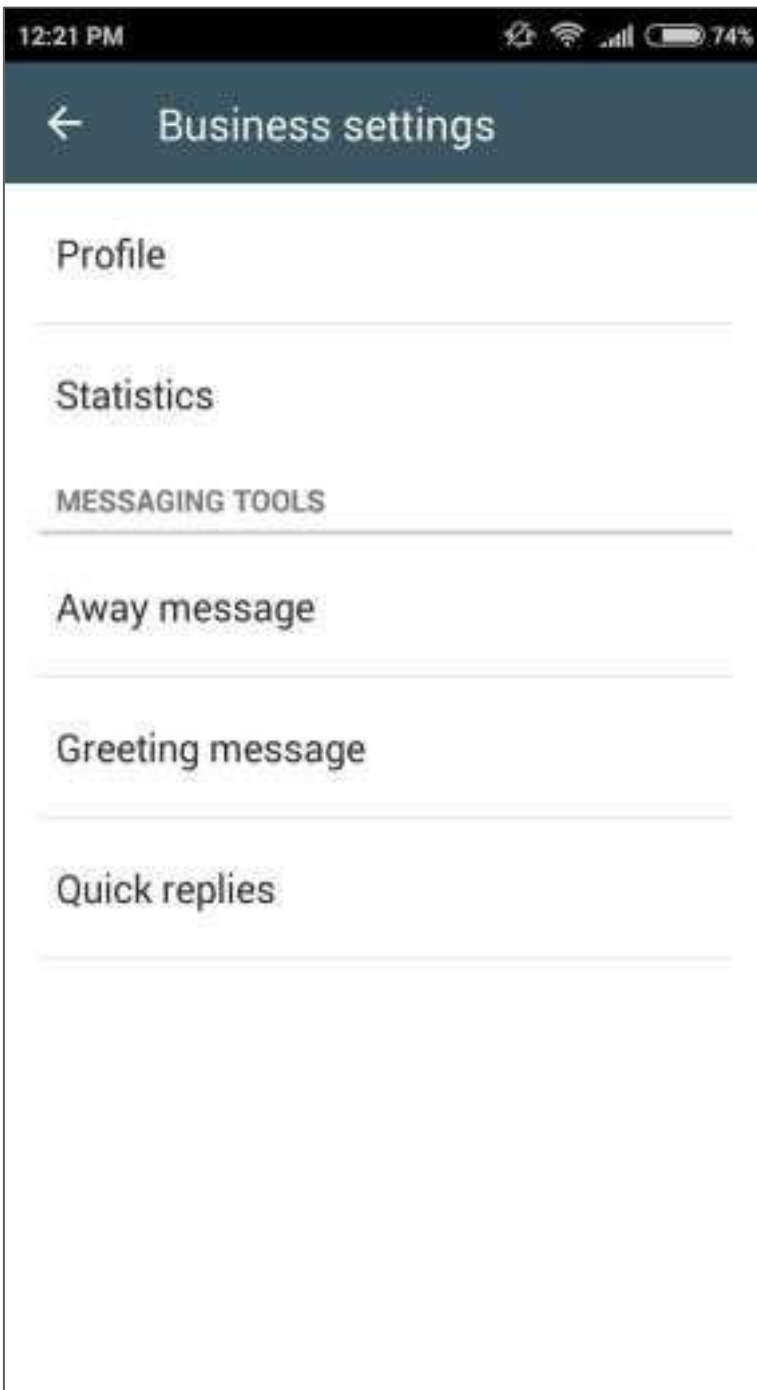


# Business Profile

In Business Profile you have to create the below profile.

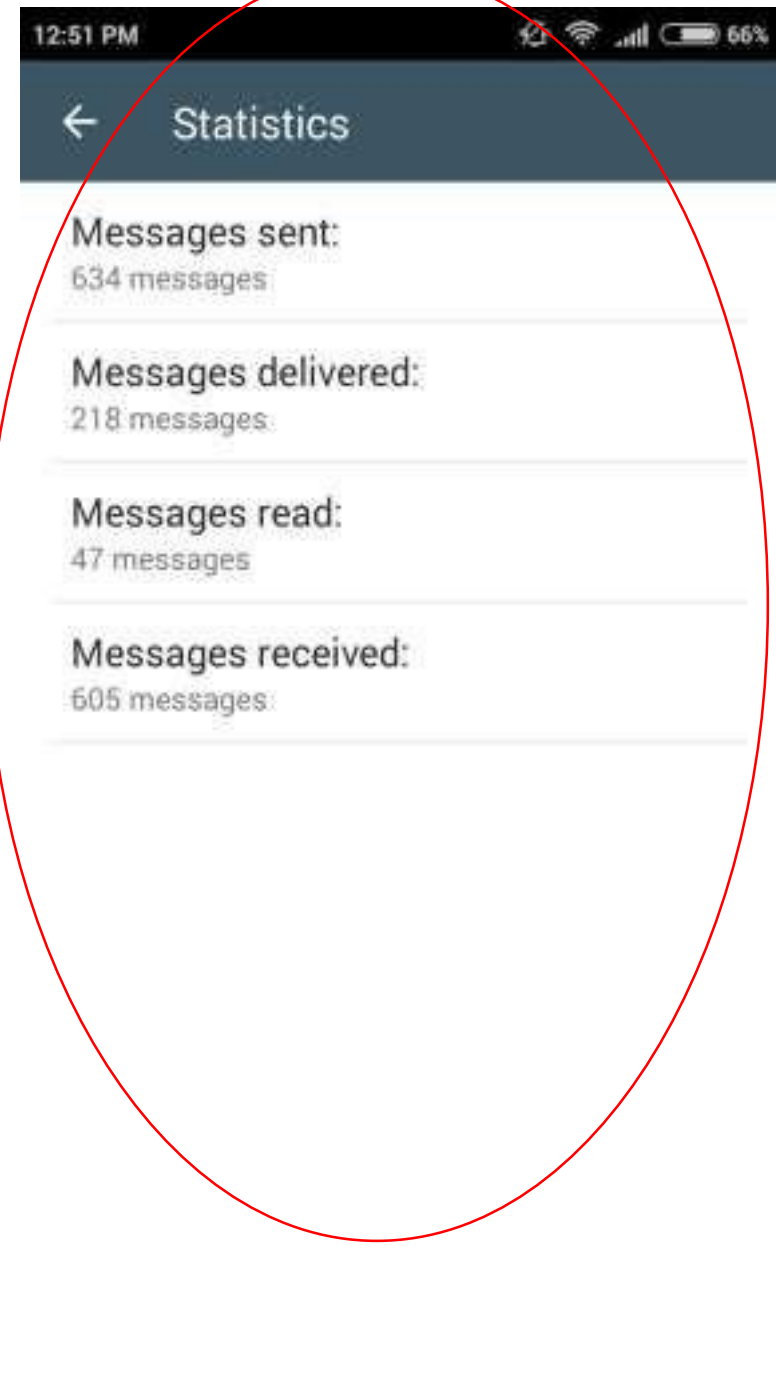
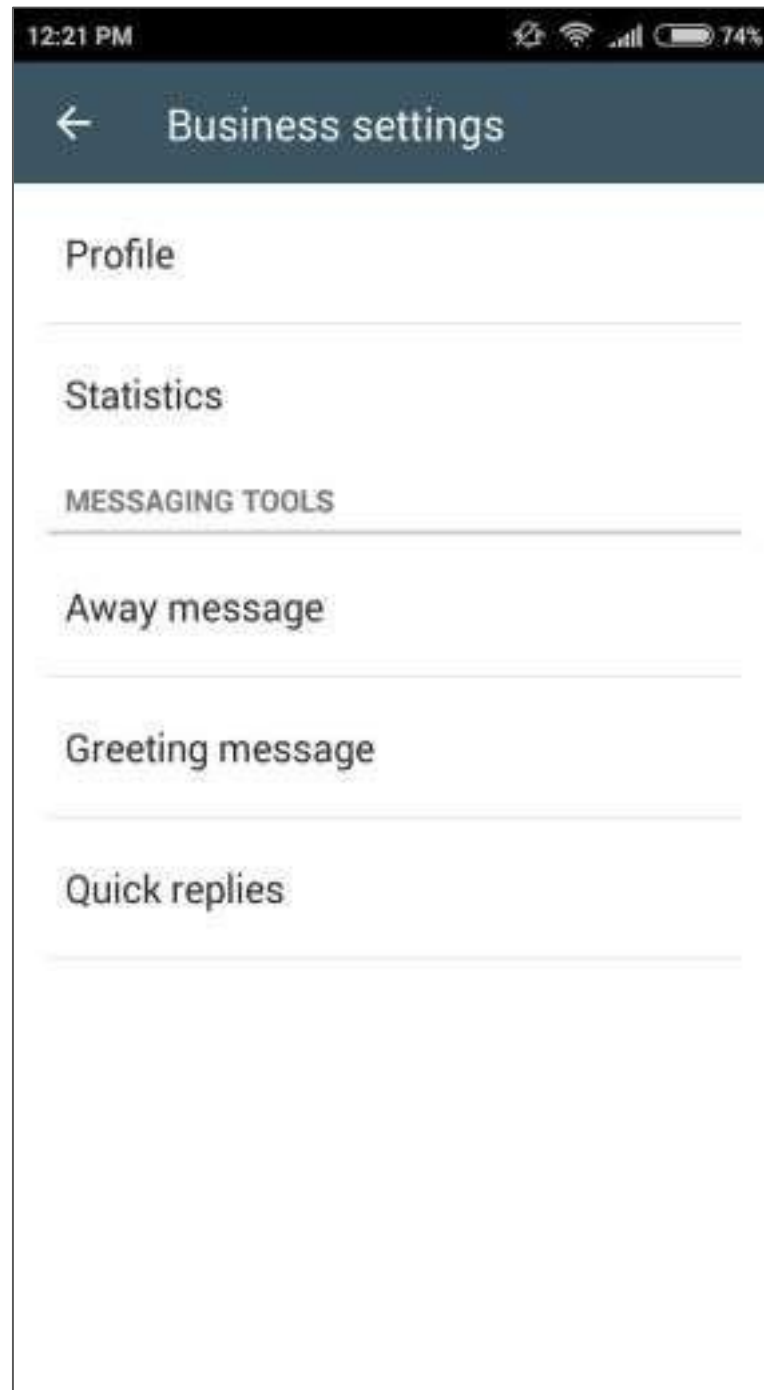
1. Address of the location
2. Google Maps.
3. Business Category.
4. Business Description.
5. Business Hours.
6. Email Address.
7. Website link.

The above are the important things that to fill the profile.



# Statistics

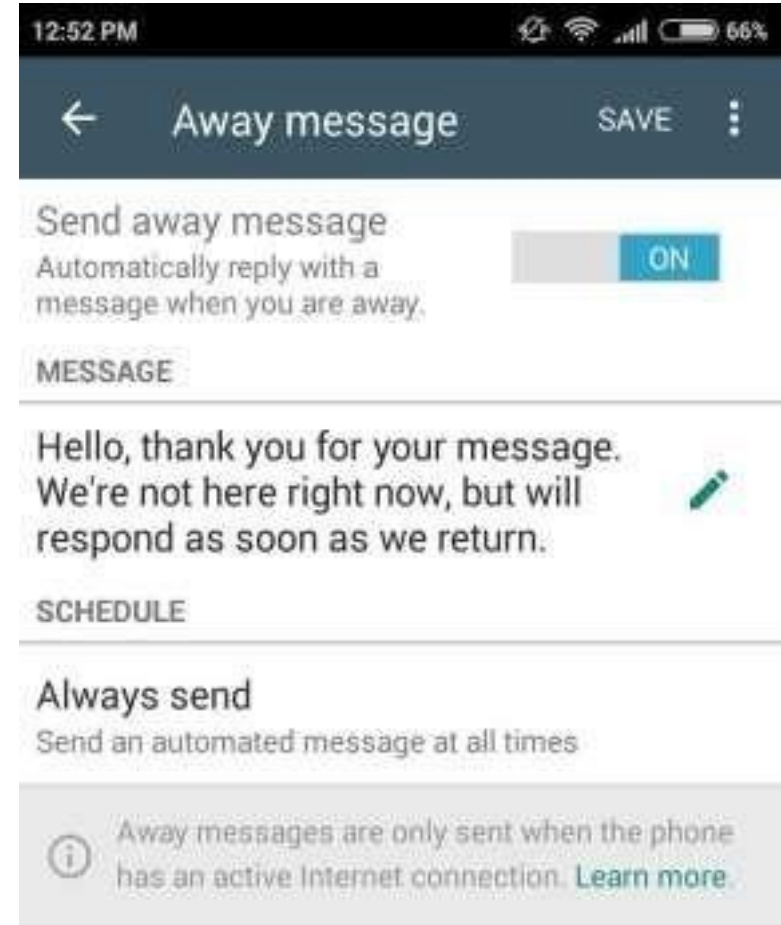
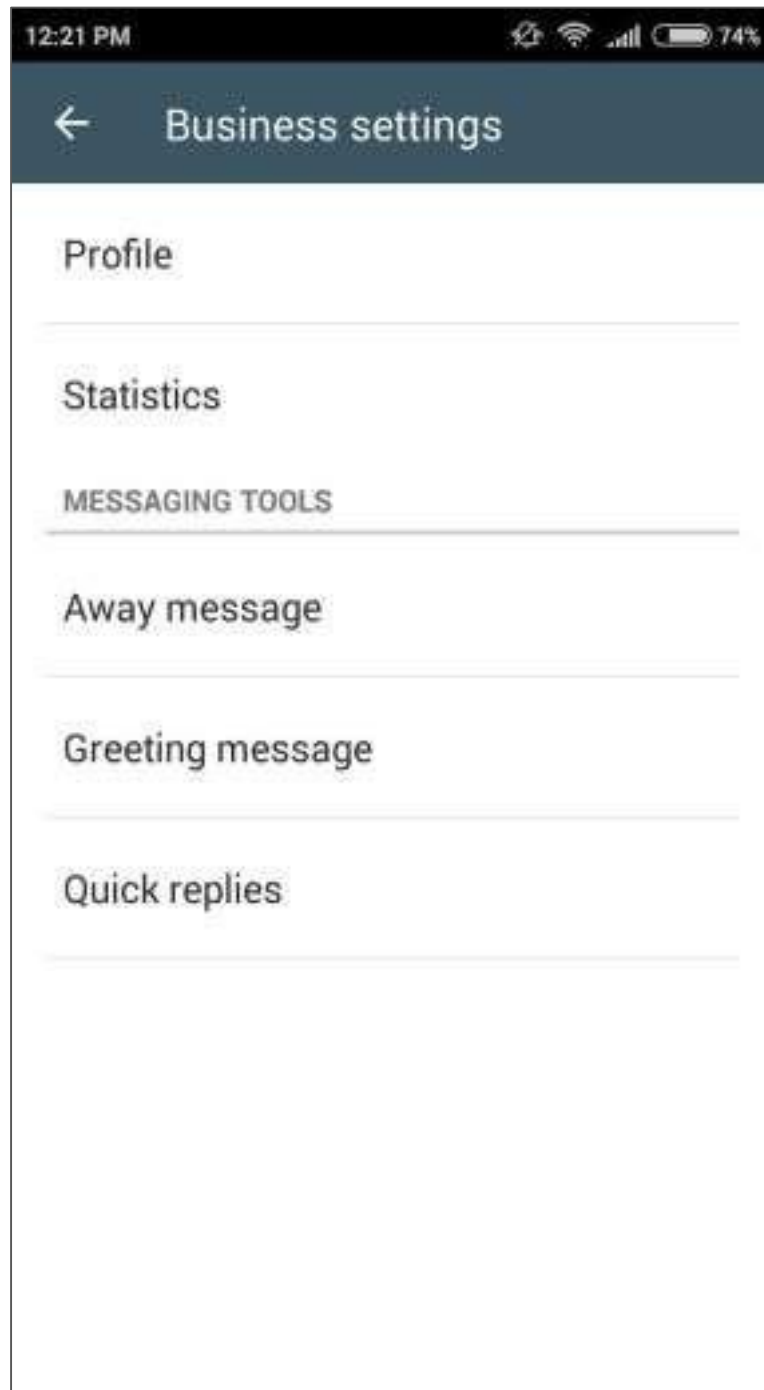
The statistics show the report of in the business WhatsApp. By this statistics we can have a perfect strategy in business whatsapp





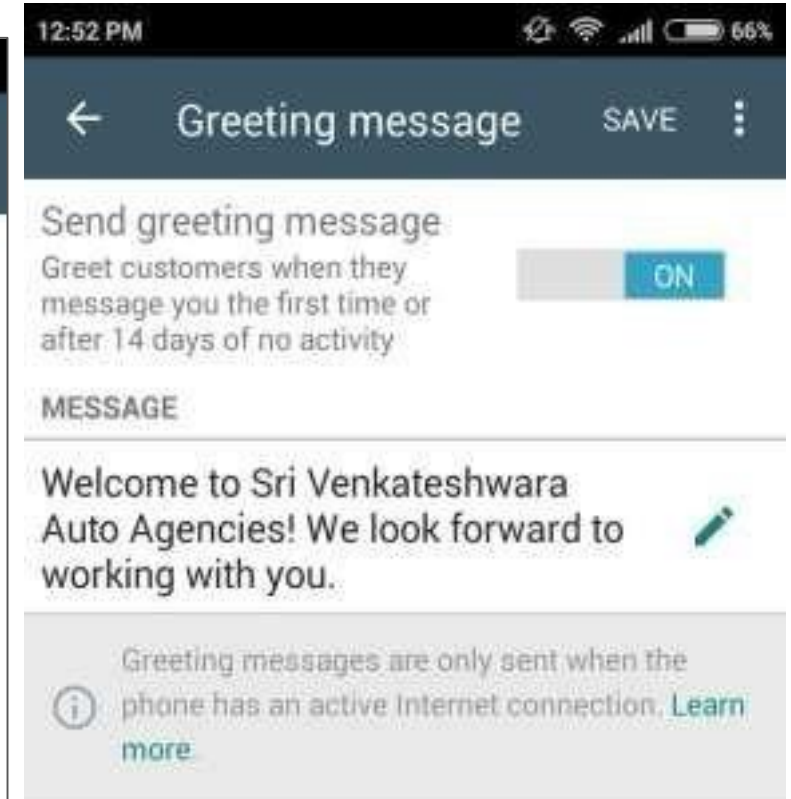
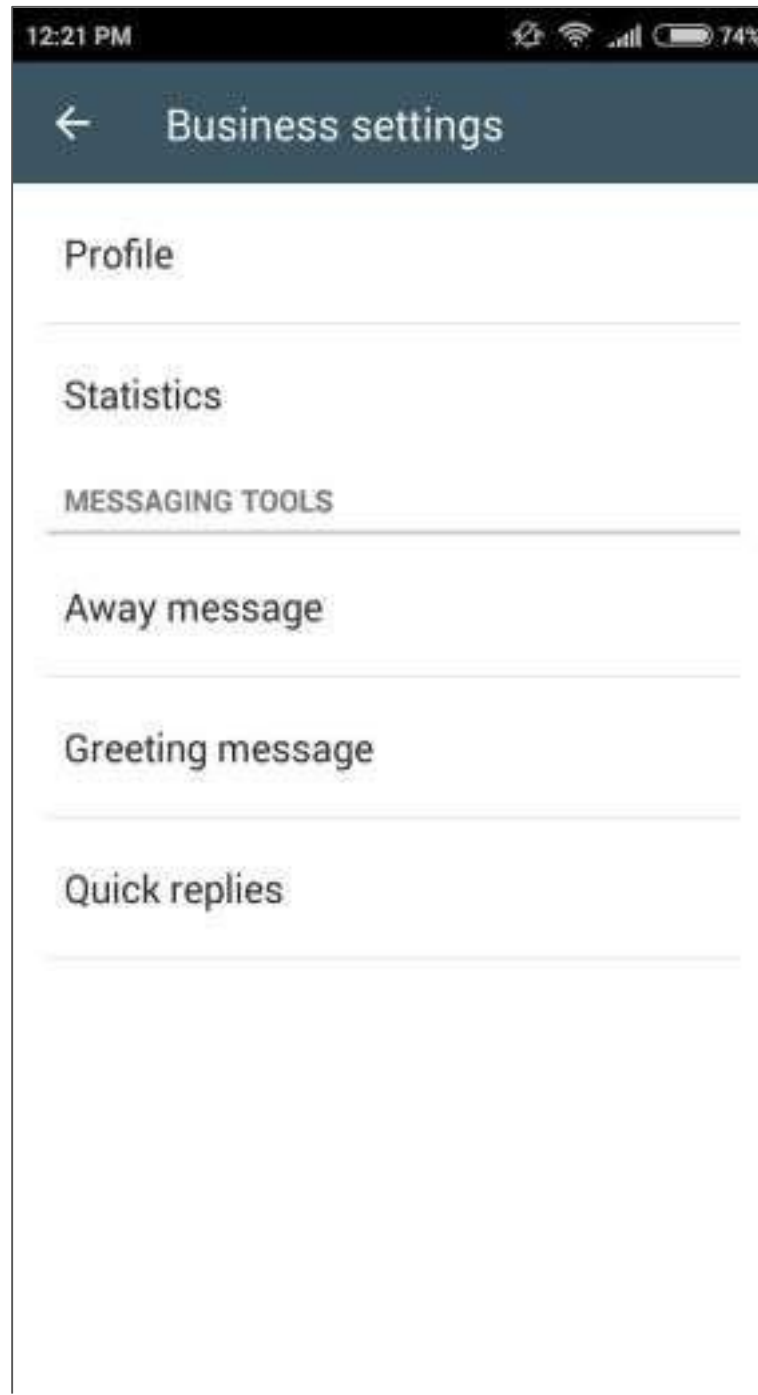
# Away Message

The away message is the first tool in the messaging tools. It send automatically reply with a message when you are away. You can set the time when your away message needed. Here you can edit the message if you need. It doesn't work in the groups and broadcast. It's work on the individual customer chat.



## Greeting Message

It is the Second tool in Messaging Tools. It send greeting message. It greet customers when they message you the first time or after 14 days of no activity.



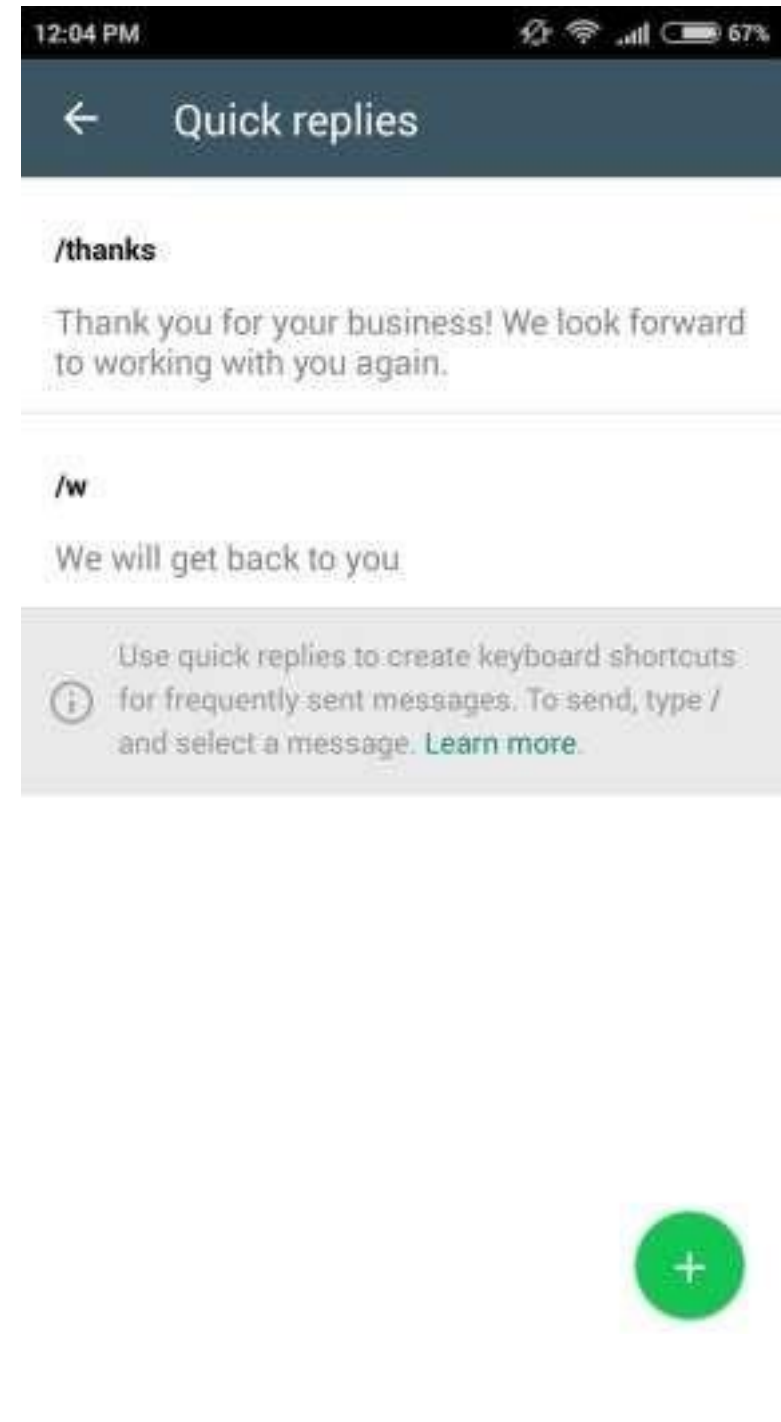
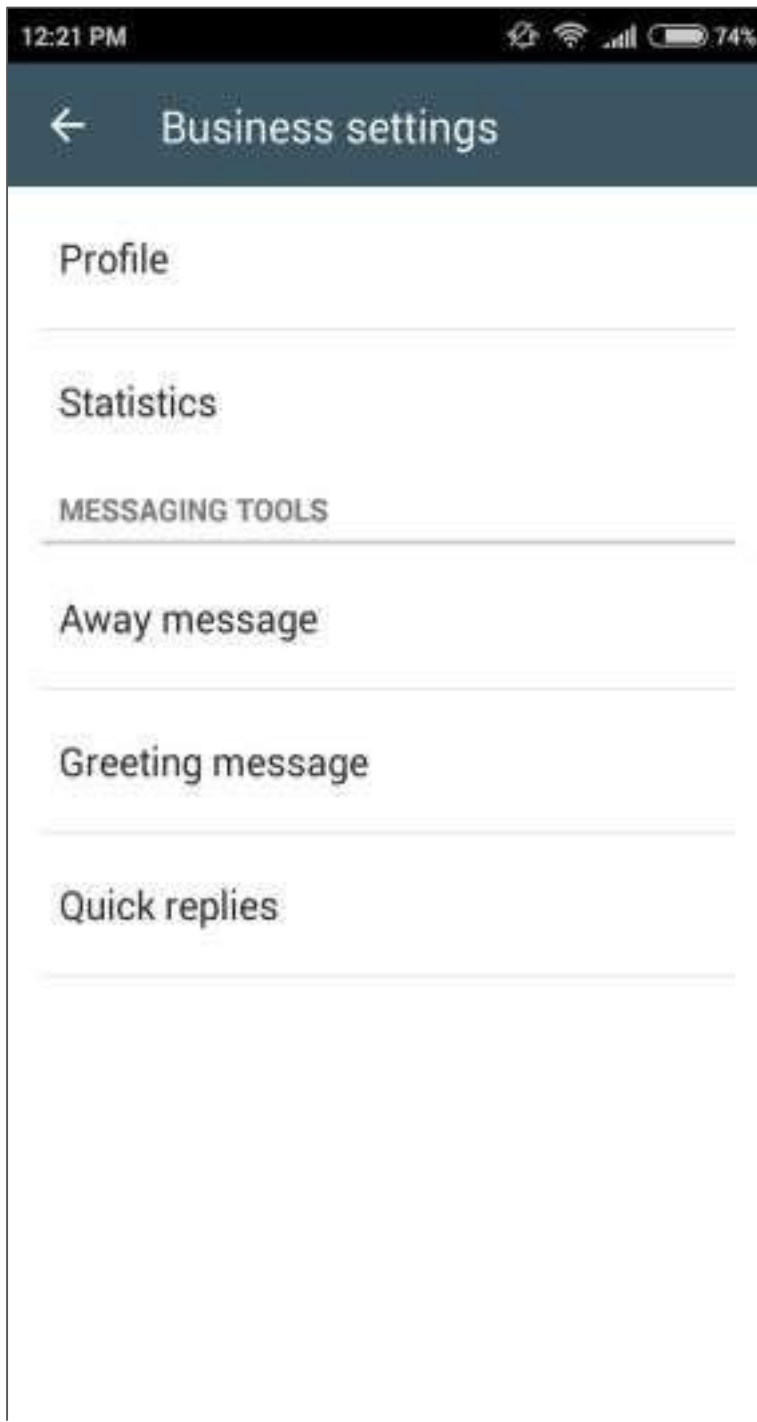
# Quick Replies

It is the third tool in the messaging tools. Use of the Quick Reply is used to send message with shortcut key.

Eg: /thanks : thank you for your business! We look forward to working with you again.

Eg: /w : We will get back to you.

You can use upto 20 shortcut keys.



# Benefits of Business WhatsApp Marketing

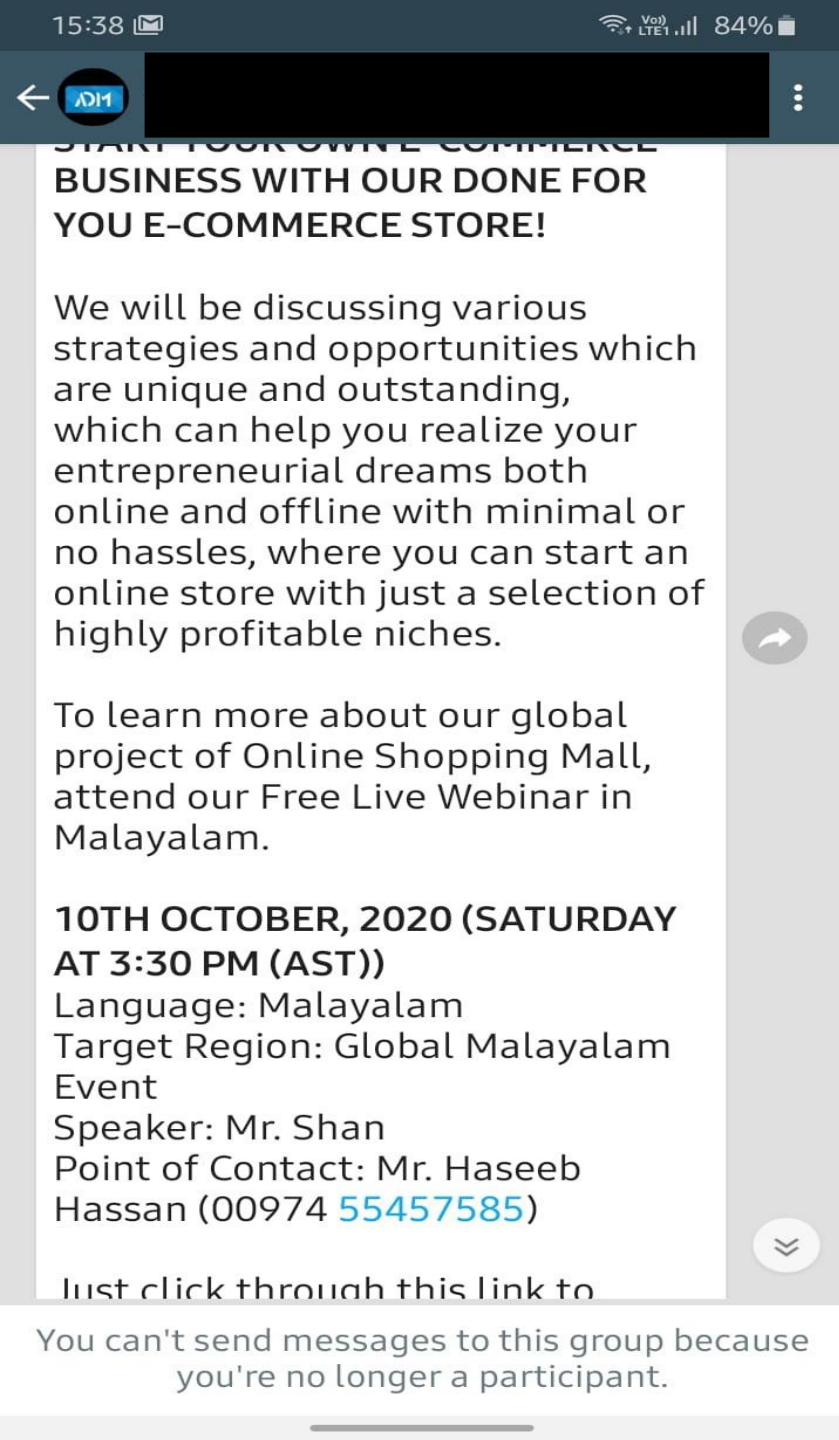
This is the biggest benefits. Business peoples can use their numbers in Tv ads, Paper ads, Magazines, Hoardings etc.

You can send a greeting message or offers to your customers with details.

You can use it in website or blogs for Chatbot automations.

The background of the image is a solid blue color, densely populated with numerous green WhatsApp icons. Each icon is a speech bubble with a white outline and a white telephone handset symbol inside. The icons are scattered across the entire frame, with some appearing in larger clusters and others as single, smaller icons.

# **EFFECTIVE WAY OF BROADCASTING**



START YOUR OWN E-COMMERCE  
BUSINESS WITH OUR DONE FOR  
YOU E-COMMERCE STORE!

We will be discussing various strategies and opportunities which are unique and outstanding, which can help you realize your entrepreneurial dreams both online and offline with minimal or no hassles, where you can start an online store with just a selection of highly profitable niches.

To learn more about our global project of Online Shopping Mall, attend our Free Live Webinar in Malayalam.

**10TH OCTOBER, 2020 (SATURDAY  
AT 3:30 PM (AST))**

Language: Malayalam

Target Region: Global Malayalam

Event

Speaker: Mr. Shan


Point of Contact: Mr. Haseeb


Hassan (00974 [55457585](tel:55457585))

Just click through this link to

You can't send messages to this group because you're no longer a participant.

**DO NOT USE TOO  
MUCH CONTENT**





Tahir Aqeel (Adm)




Dear Delegate,

A journey of a thousand miles begins with a single step!

**BUILD A BUSINESS ONLINE & EARN USD 100 PER DAY!**

ADM invites you to its exclusive **ADM Championship Program**, a month of Strategies and Methods that will help you **earn \$100 per day with your Online Business and Become a Successful Digital Entrepreneur**



15:38

84%



Tahir Aqeel (Adm)



Dear Delegate,

A journey of a thousand miles begins with a single step!

**BUILD A BUSINESS ONLINE & EARN USD 100 PER DAY!**

ADM invites you to its exclusive **ADM Championship Program**, a month of Strategies and Methods that will help you **earn \$100 per day with your Online Business and Become a Successful Digital Entrepreneur**



# HOW TO MAKE 100 DOLLARS PER DAY WITH ONLINE BUSINESS ?

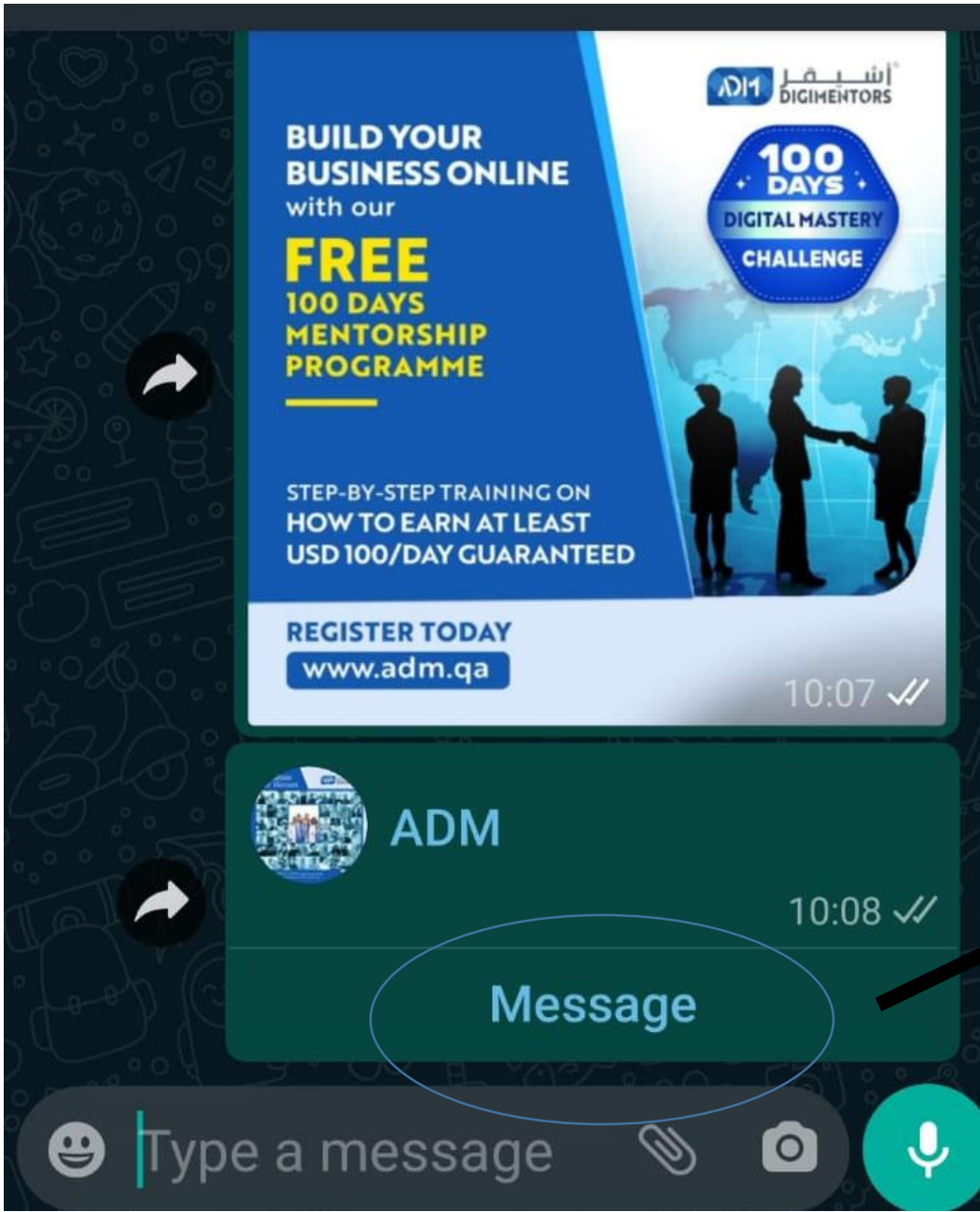


To know more, attend **FREE LIVE WEBINAR** on 21<sup>st</sup> OCT 2020


**REGISTER NOW**

<https://adm.qa/championship>

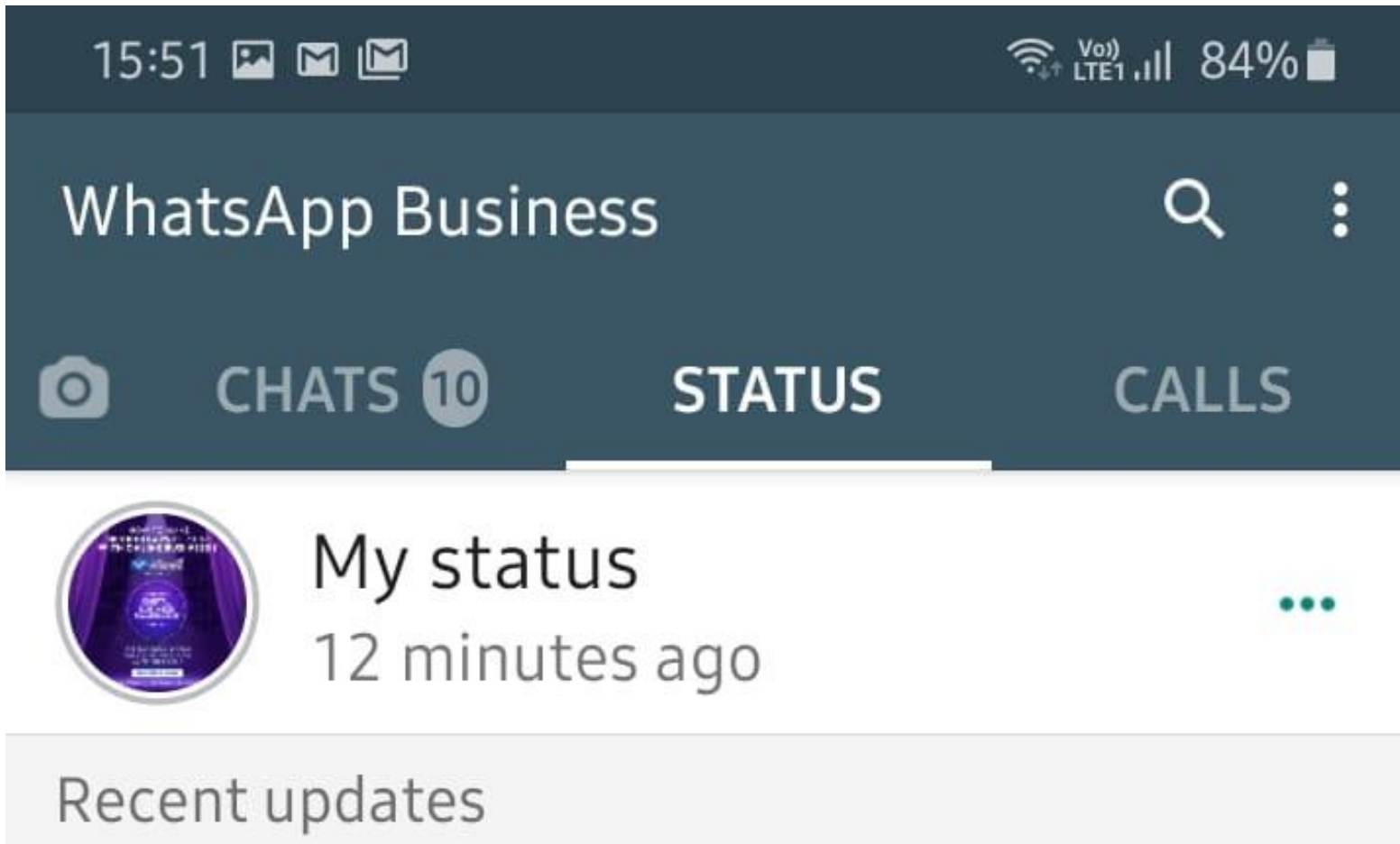




MESSAGE



# WHATSAPP STATUS





My status

12 minutes ago

HOW TO MAKE  
**100 DOLLARS PER DAY**  
**WITH ONLINE BUSINESS ?**




**DIGITAL  
BUSINESS  
CHAMPIONSHIP**

To know more, attend  
**FREE LIVE WEBINAR**  
on 21<sup>st</sup> OCT 2020

**REGISTER NOW**

<https://adm.qa/championship>



**HOW TO SHARE**

**IN WHATSAPP**



Tahir PIC ADM



Dear Delegate,

A journey of a thousand miles begins with a single step!

**BUILD A BUSINESS ONLINE & EARN USD 100 PER DAY!**

ADM invites you to its exclusive **ADM Championship Program**, a month of Strategies and Methods that will help you **earn \$100 per day with your Online Business and Become a Successful Digital Entrepreneur.**

This will be a great opportunity to learn from an Industry Expert with over 20 years of Successful Experience in Digital Business. our

# SELECT THE CONTENT

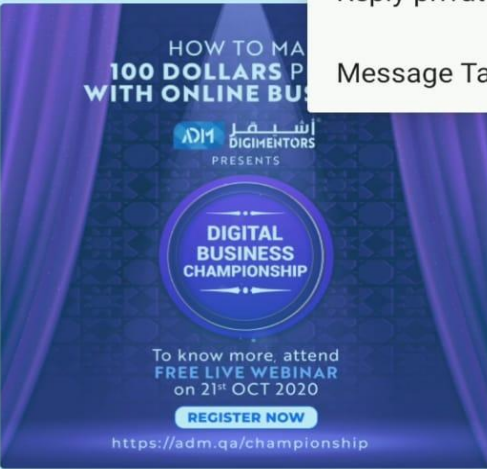
← 1

Share

Reply privately

Message Tahir

Tahir PIC ADM



Dear Delegate,

A journey of a thousand miles begins with a single step!

**BUILD A BUSINESS ONLINE & EARN USD 100 PER DAY!**

ADM invites you to its exclusive **ADM Championship Program**, a month of Strategies and Methods that will help you **earn \$100 per day with your Online Business and Become a Successful Digital Entrepreneur.**

This will be a great opportunity to learn from an Industry Expert with over 20 years of Successful Experience in Digital Business. our

Type a message

📎 📷 🎤

**SELECT SHARE**

Tahir PIC ADM



61302321-2d55-4ec3-896c-d2bb7735bf86

Send items to

[View help](#)



Searching for devices nearby... Make sure the other device is in discoverable mode.



ShareMe



WhatsApp



Screenshot touch



News Feed



Set As Profile



Your Story



Direct

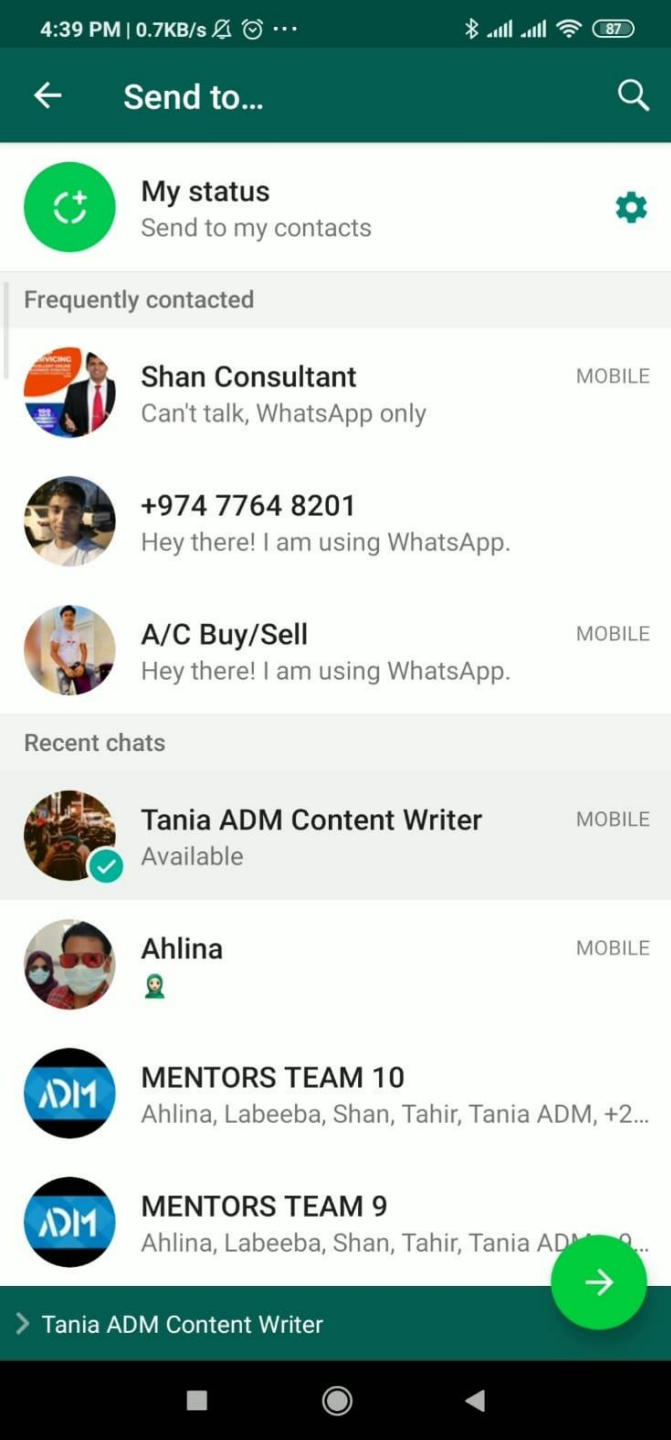


Feed



Cancel

# SELECT WHATSAPP



**SELECT THE  
PERSON/GROUP  
YOU WANT TO  
SEND IT TO**



Dear Delegate,

A journey of a thousand miles begins with a single step!

**BUILD A BUSINESS ONLINE & EARN USD 100 PER DAY!**

ADM invites you to its exclusive **ADM Championship Program**, a month of Strategies and Methods that will help you **earn \$100 per day with your Online Business and Become a Successful Digital Entrepreneur.**

This will be a great opportunity to learn from an Industry Expert with over 20 years of Successful Experience in Digital Business, our CEO and Co-founder, Mr. Shan who has delicately designed the Championship Program catering to the needs of Entrepreneurs and Aspiring Entrepreneurs.

Join us on our 92nd Day of the Digital Mastery Challenge to learn more about this program:

**OCTOBER 21, 2020 (WEDNESDAY)  
6 PM (AST), LIVE FROM QATAR**

Register now at  
<https://adm.qa/championship>





**BUSINESS IS YOUR BUSINESS**

Telegram



Telegram is a cloud-based instant messaging service, that allows users to send multimedia messages and make voice and video calls.




**Telegram**

**In April 2020, Telegram reported 400 million monthly active users worldwide**






**TELEGRAM IS  
TARGETING  
1 BILLION USERS  
BY 2022**



**Telegram is a chat app focused on user privacy, message encryption and delivery speed.**



Telegram has seen **steady growth** in the number of users on its platform.






**After its launch in August  
2013, the app had 100,000  
users within the first three  
months.**

**THE APP IS AVAILABLE IN**  
**13 LANGUAGES**







85% of the users of the app  
are on **Android Platforms**



Telegram is one of the few apps  
that has **spent 0\$ on advertising.**



As per the latest reports of August 2019, **9 million Telegram downloads** carried out on the **Android platform,** and **3 million more** used on the **iOS platform.**



As of two  
quarters  
ago, Telegram  
has **365 million**  
**lifetime**  
**downloads.**



# **TELEGRAM BUSINESS:**

*Creating and Setting up a Telegram Channel for Your Business*

**Telegram is a messaging app that allows you to have conversations with friends, family and even at work**





For those of you who have a Whatsapp, then Telegram is very similar to it and allows other solutions that the Whatsapp application does not allow you.





**It is important to note that Telegram allows you to create groups, supergroups, channels, and even bots.**

**Whatsapp and Telegram applications differ from how to use them, security, messaging, file size, group types, and more.**



**WHATSAPP**



**TELEGRAM**

For example, while a Whatsapp group can have 256 members, the **Telegram group can accommodate 200 members** but can be upgraded to a **supergroup writer with up to 100,000 members.**



***WHAT IS TELEGRAM CHANNEL***

**FOR BUSINESS?**





# Telegram

***Telegram channel is your  
business channel***



***where you can post news, information,  
photos, videos and more.***




**YOU CAN CREATE A PUBLIC OR PRIVATE TELEGRAM CHANNEL.**



**When each public channel has its own link so that this link can be shared on your website and social networks, anyone can join your business telegram channel via this link or by searching for the channel name in the app.**





**You can even create a private channel, but you can not search for it, and you can only join it with a unique link.**



**PRIVATE**

A laptop is open on a wooden desk. The screen displays a Windows desktop with a sunset background and red abstract shapes. The taskbar at the bottom shows the search bar and several icons. A white mug is on the desk to the right of the laptop. A green plant is visible in the background on the right. A text overlay is centered over the laptop screen.

**Another nice thing, you can access the Telegram via your computer.**


**Whatsapp also allows this, but in Telegram, all chat is in a secure cloud and you can chat without having your phone connected.**



# SET UP A TELEGRAM CHANNEL FOR A BUSINESS



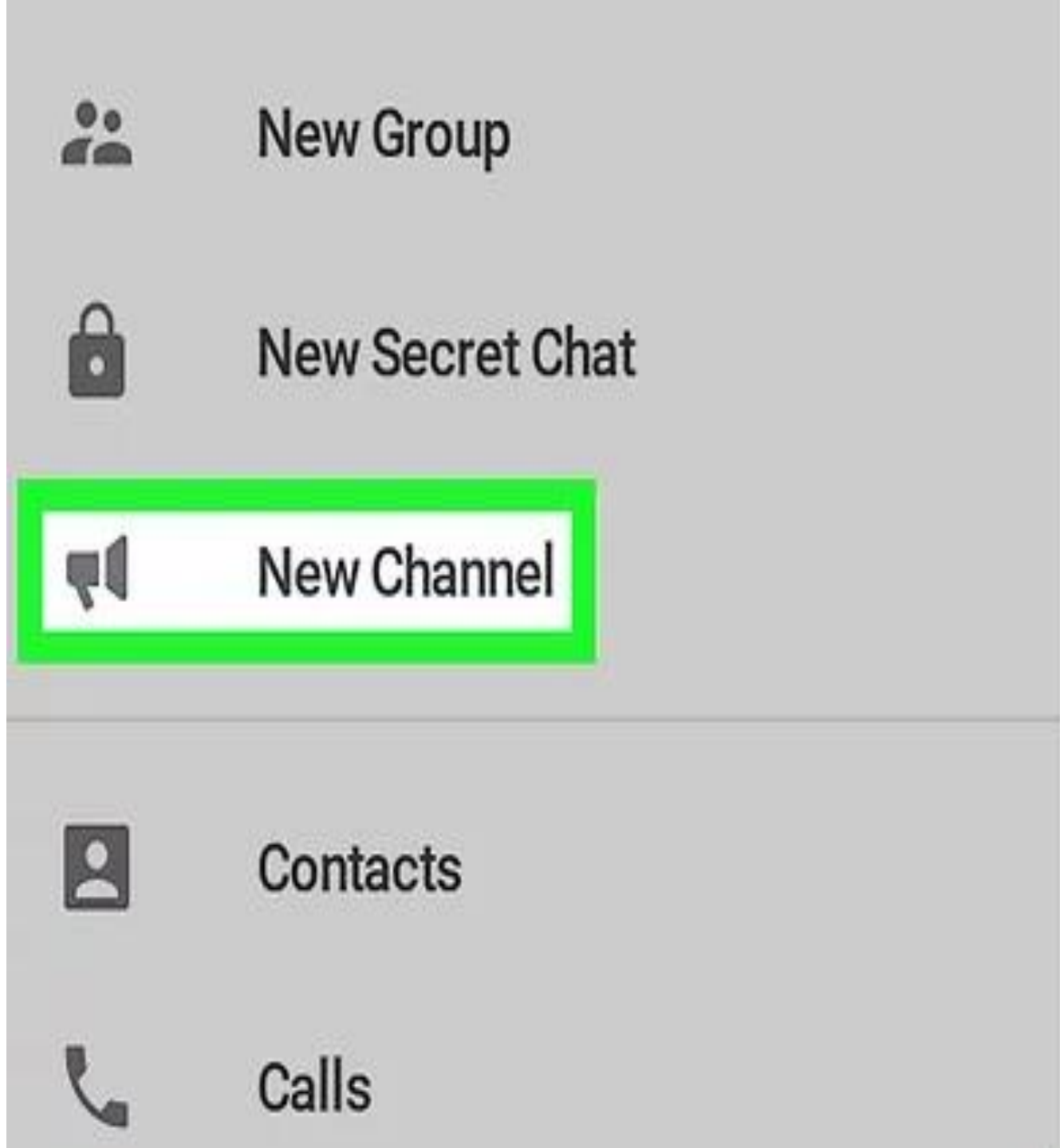
**In order to define a business telegram channel, you must first create a new one.**



**YOU CAN CREATE A TELEGRAPH CHANNEL  
VIA YOUR PHONE APPLICATION.**




Go to the telegram app and click the menu in the top left, then click **“New Channel”**.





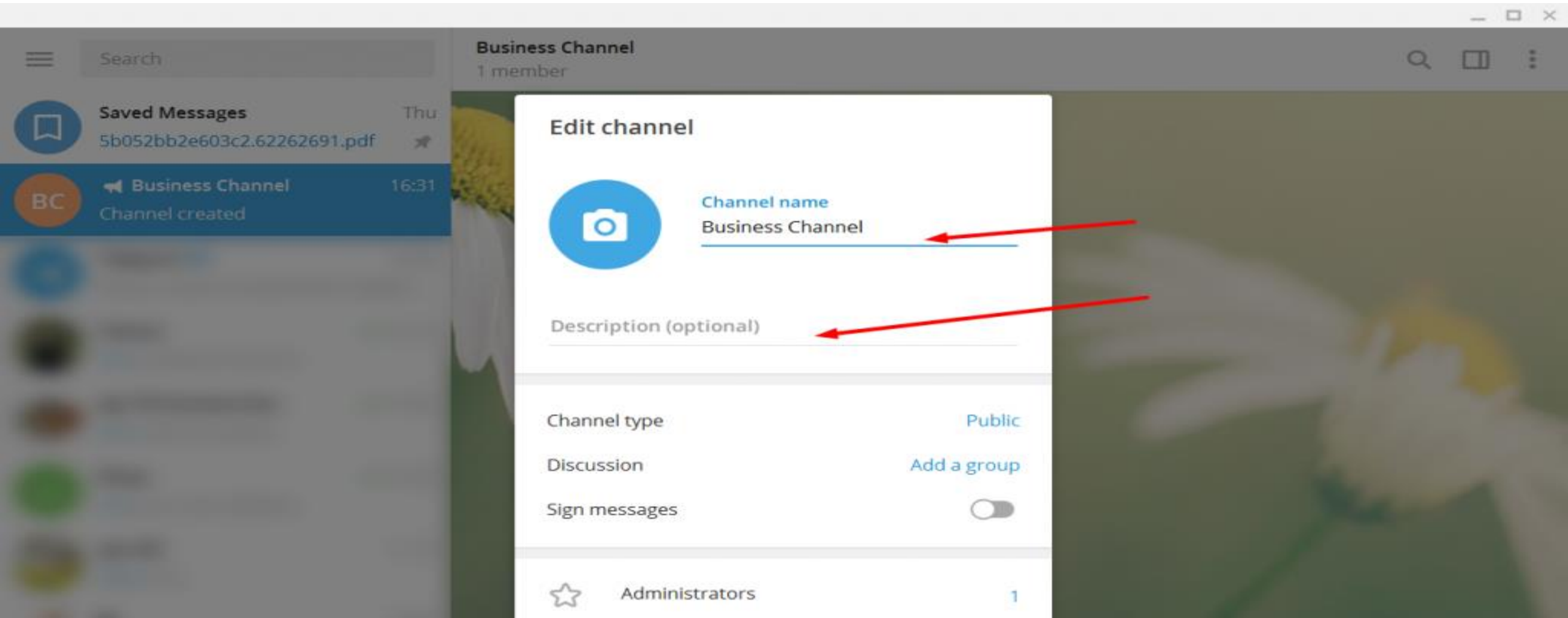


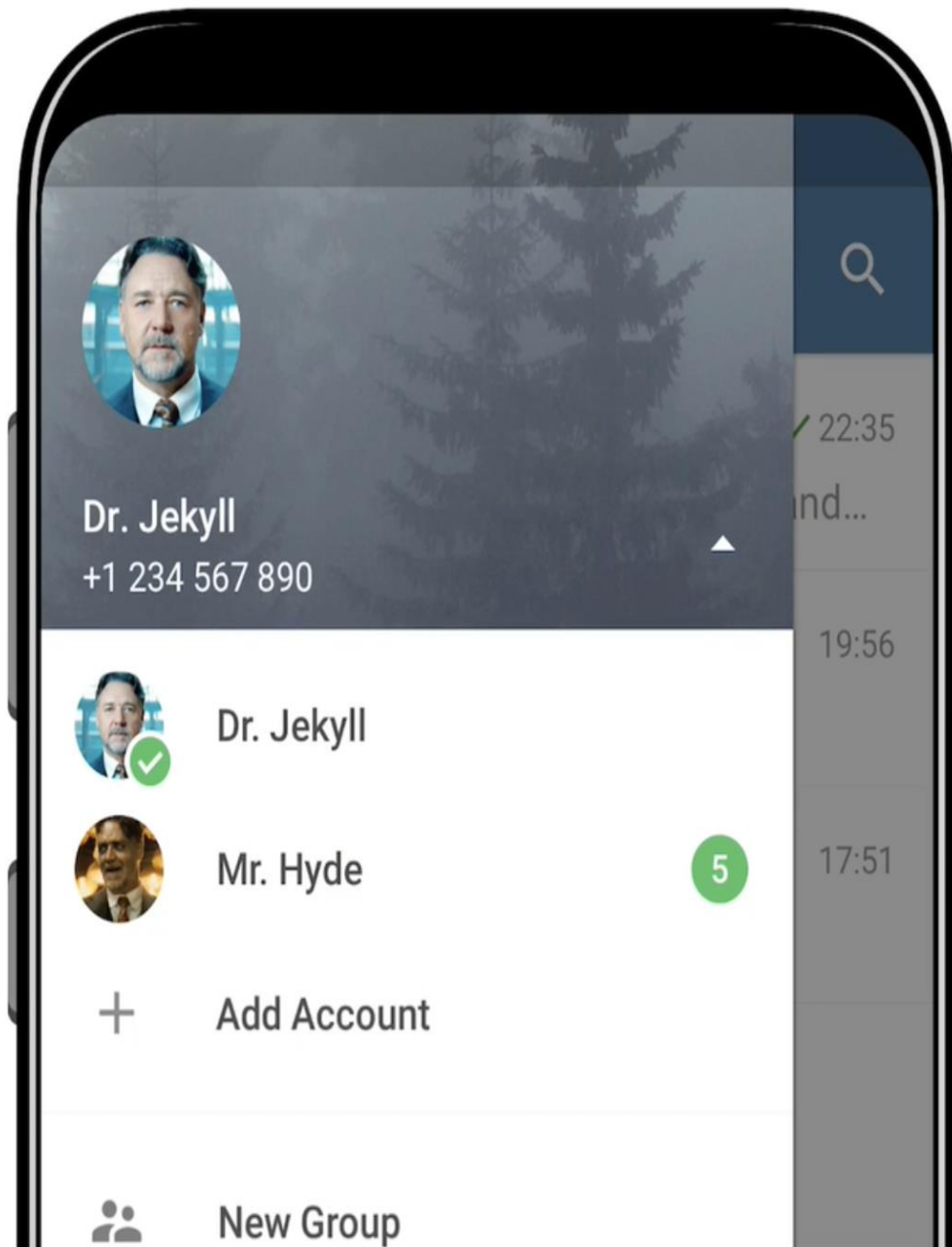
***SET CHANNEL NAME***



***You need to provide the  
name of your channel***

**Remember that the channel name is the name your users will see, so use a short name and interest.**





# SET A PROFILE PICTURE

**Use a high-quality profile photo that includes your logo. You need to use a picture in the form of a square, like the Facebook page profile image.**

Telegram



# ADD CHANNEL DESCRIPTION

Group info

Close



**/r/Android**

598 members



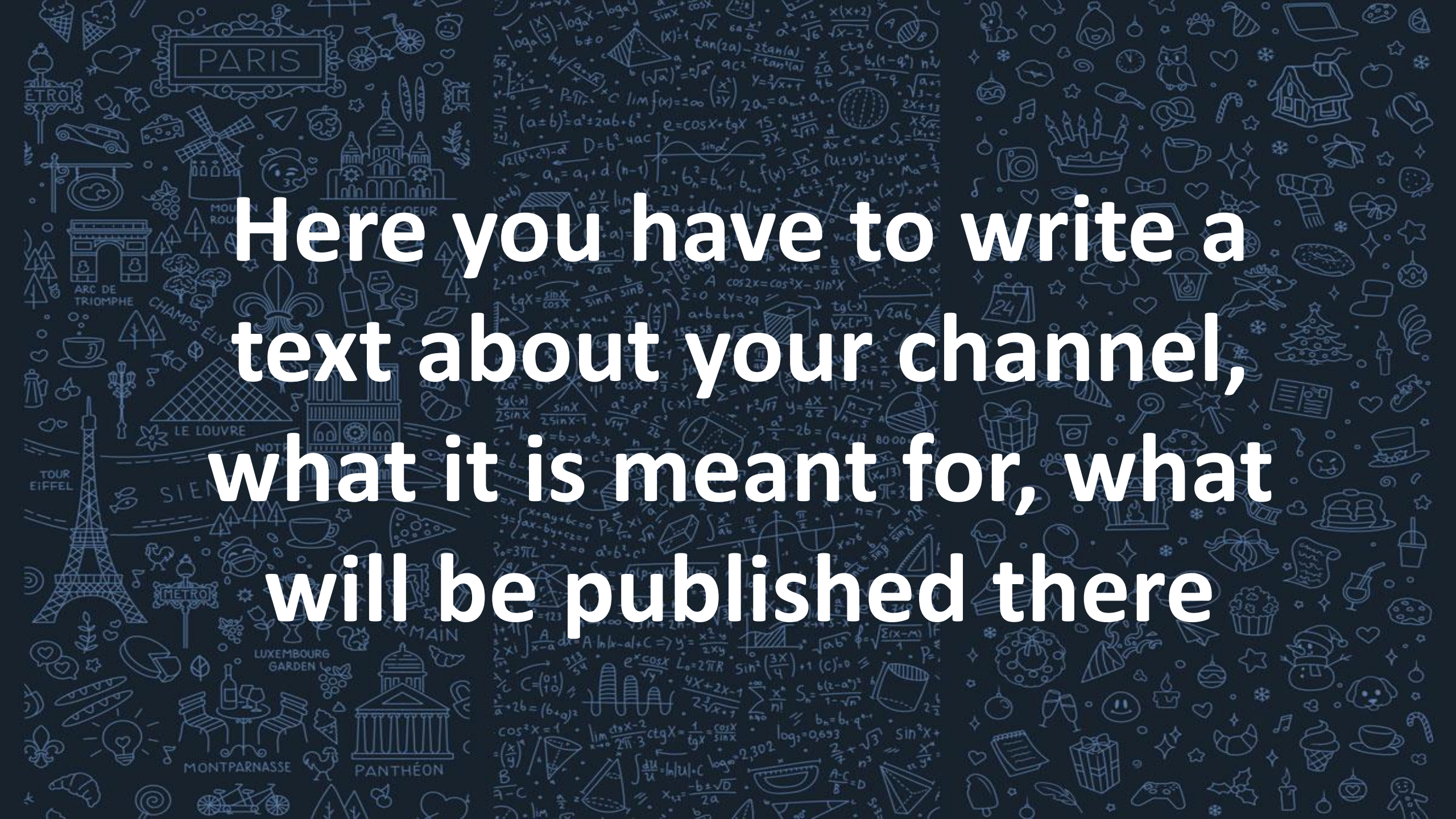
This is the official Telegram Group of **/r/Android**. Same rules as on **/r/Android** apply <https://horner.tj/andrules>

Description



Notifications





**Here you have to write a text about your channel, what it is meant for, what will be published there**

**The channel  
description will appear  
on your channel.**



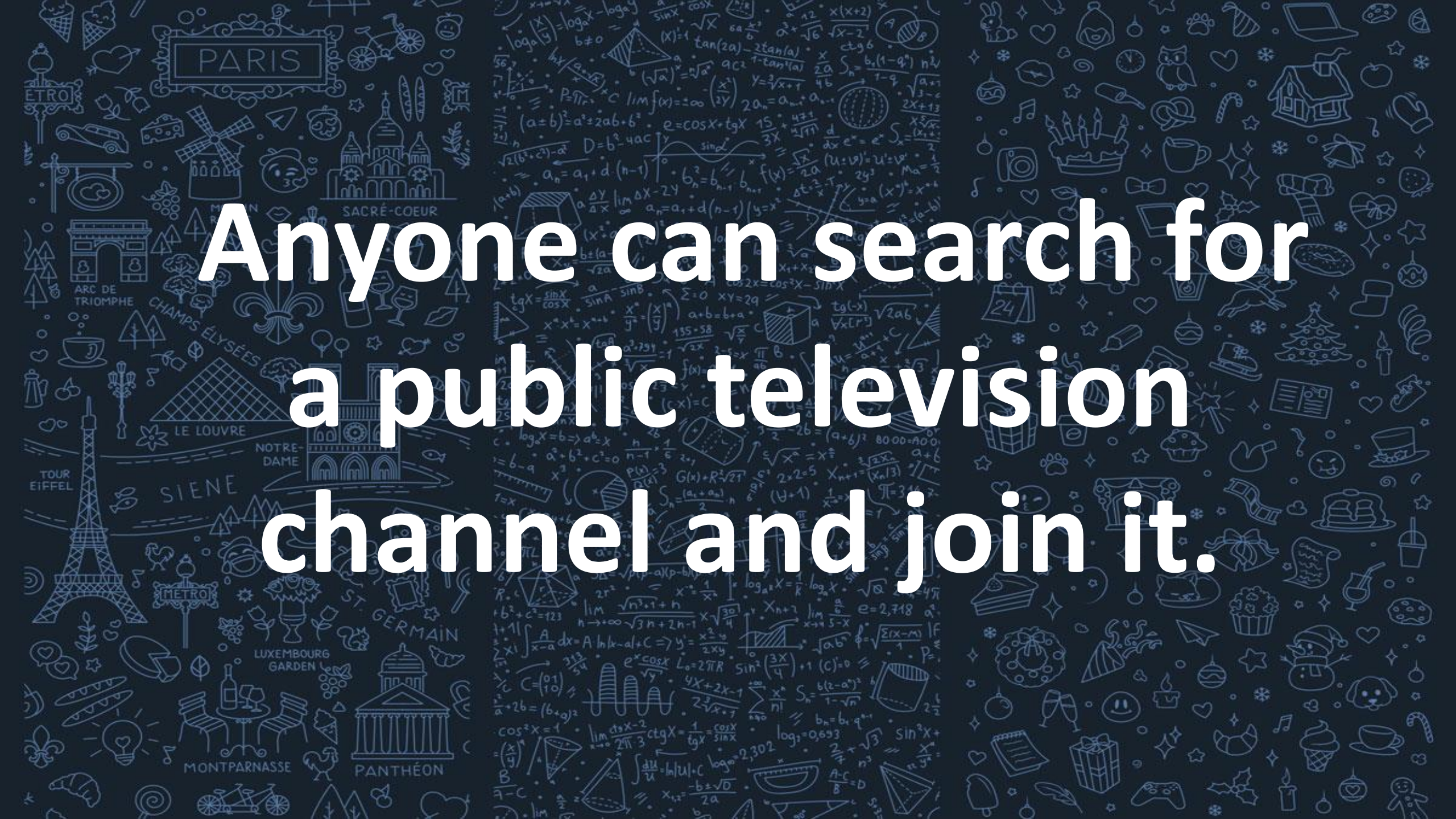
**CHOOSE YOUR**



**CHANNEL TYPE**




**Choose whether you want to create a public channel or a private channel**





**Anyone can search for  
a public television  
channel and join it.**



Channel Info ⋮ ×

 **admitad test**  
1 member

---

 [t.me/admitad test](https://t.me/admitad_test)  
Link 

---

 Notifications 

[VIEW CHANNEL](#)

**To join a private channel, you must have an invitation link.**



## Invite Link

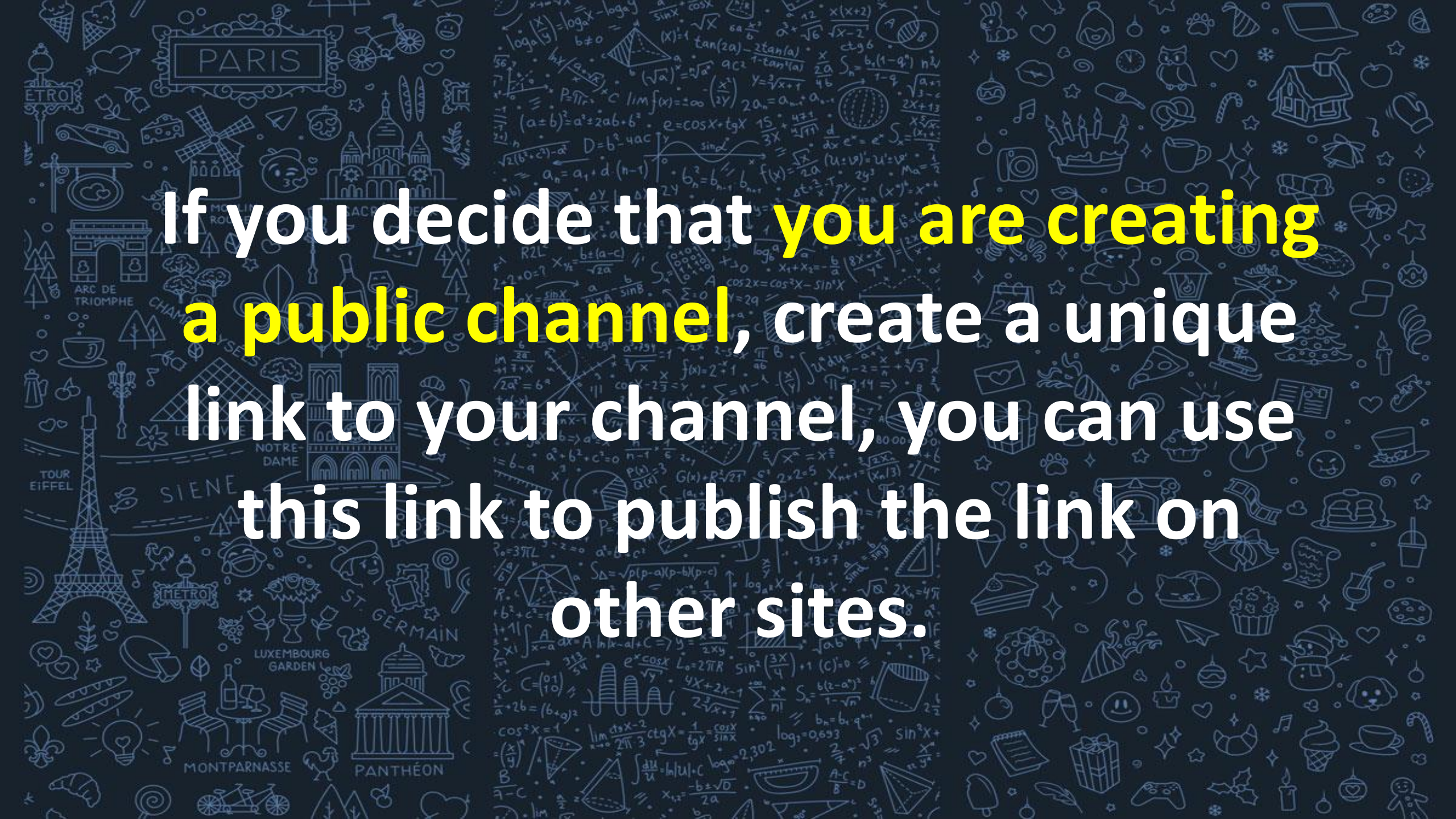
[https://t.me/joinchat/  
G86vix](https://t.me/joinchat/G86vix)

Anyone who has Telegram installed will be able to join your group by following this link.

Copy Link

Revoke Link

**SET  
YOUR  
LINK**



If you decide that **you are creating a public channel**, create a unique link to your channel, you can use this link to publish the link on other sites.

## Channel Info



admitad test

1 member



[t.me/admitad test](https://t.me/admitad_test)

Link

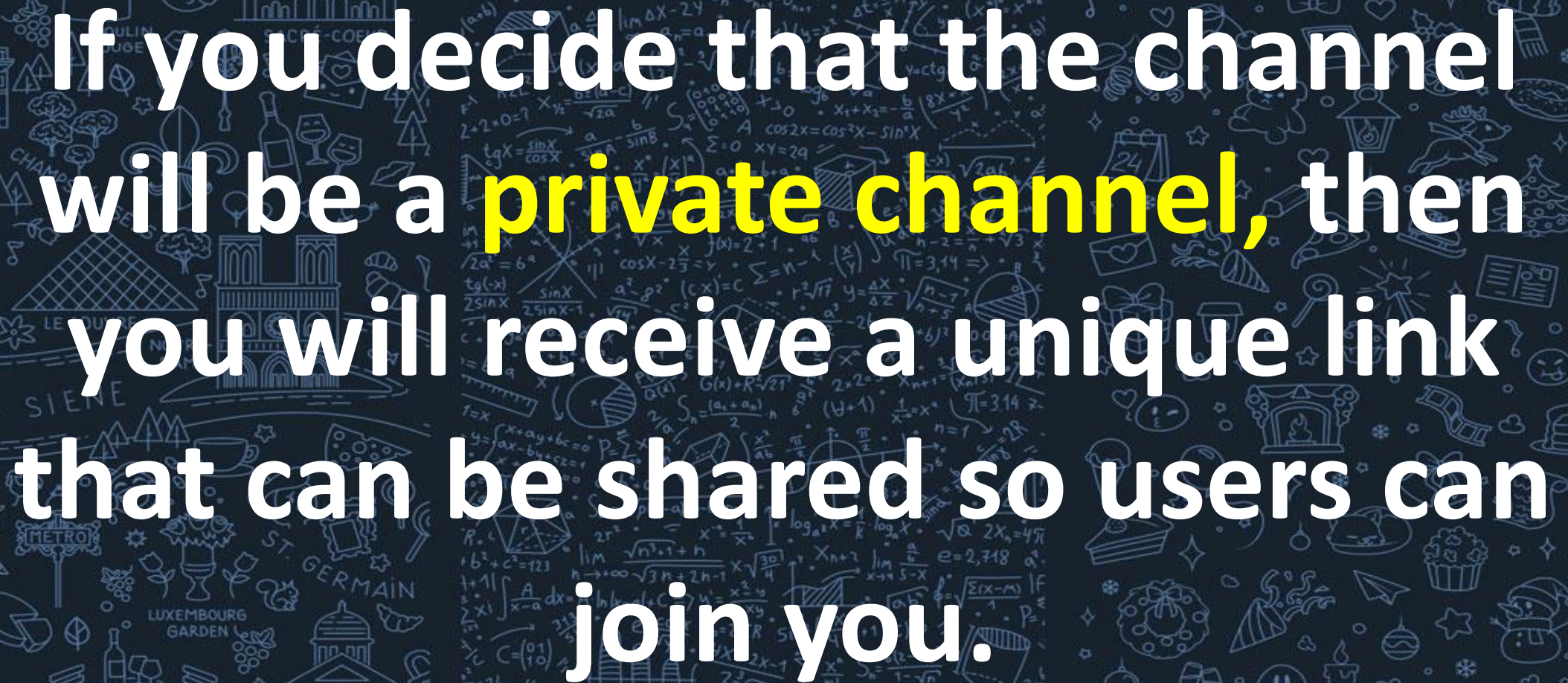


Notifications



[VIEW CHANNEL](#)

**The link will be in the form of `t.me/username`, where `username` is your username that can also be accessed using the `@` sign.**



If you decide that the channel  
will be a **private channel**, then  
you will receive a unique link  
that can be shared so users can  
join you.



**YOU'VE FINISHED CREATING YOUR  
CHANNEL AND EVEN SET IT UP.**



Telegram

# UNIQUE FEATURES



# OF THE APP

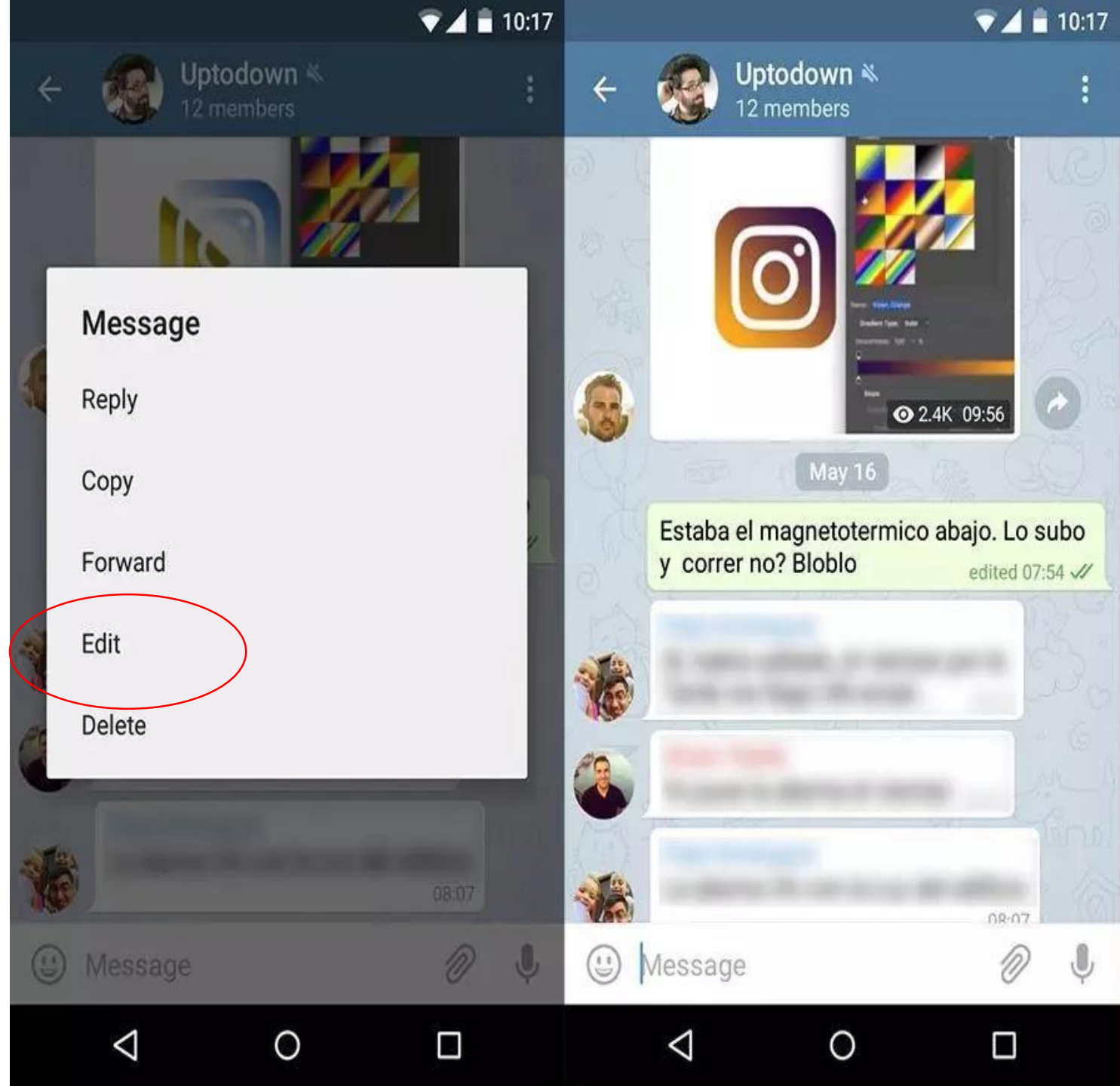
**Telegram boasts of providing high security and doesn't leak any data of its users by selling advertisements, making it one of the most trusted networking apps available.**



**It allows for substantial file uploads and doesn't consume much of the device space since it allows everything to upload on the cloud directly.**



**Due to its multi-data center functioning, users can edit items across all devices linked to their account.**



last seen just now

I will "move" your messages to top by writing garbage

16:59 ✓✓

**Telegram makes message searching across millions of messages convenient with keyword searching as well as filtering through the sender.**

message 1

16:59 ✓✓

message 2

16:59 ✓✓

message 3

16:59 ✓✓

message 3

17:00 ✓✓

message 3

17:00 ✓✓

message 4

17:00 ✓✓

message 5

17:00 ✓✓

o\_0 but why you need to move?

17:00



Write a message...



**Group admins and moderators allow for mass deletion of messages and even pin messages important for everyone that appears at the top of the chat screen.**



**Telegram also has channels that users can subscribe to, making it easy for businesses to stay connected with their consumers.**





**It also offers the unique feature of creating large groups, thus facilitating significant online community build-up.**

THE APP IS AN ENTIRELY  
**AD-FREE** PLATFORM.



ad-free

**It allows for custom tools to be created by bots to interact with followers in the channels or mass communication in groups.**



**Telegram also  
allows individuals  
to add contacts  
without using  
contact numbers,**



**which offers  
an additional  
level of data  
security.**



The app allows messages to delete up to **48 hours after it sent**, which is higher than the permitted time in other competitor apps.



# GLOBAL POPULARITY



Ethiopian users prefer Telegram over other communication apps due to its **lower data usage, affordability for businesses to market their products on the app, and frequency of social media app block-outs** by the governments.





**Germany has 7.8 million active daily users of Telegram making Germany one of the countries with the highest Telegram popularity**





The USA, which is a significant market for competitors of Telegram, such as WhatsApp and Messenger, has **less than 2% of the penetration across market audiences for Telegram.**

# **PAKISTAN, RUSSIA, AND CHINA**

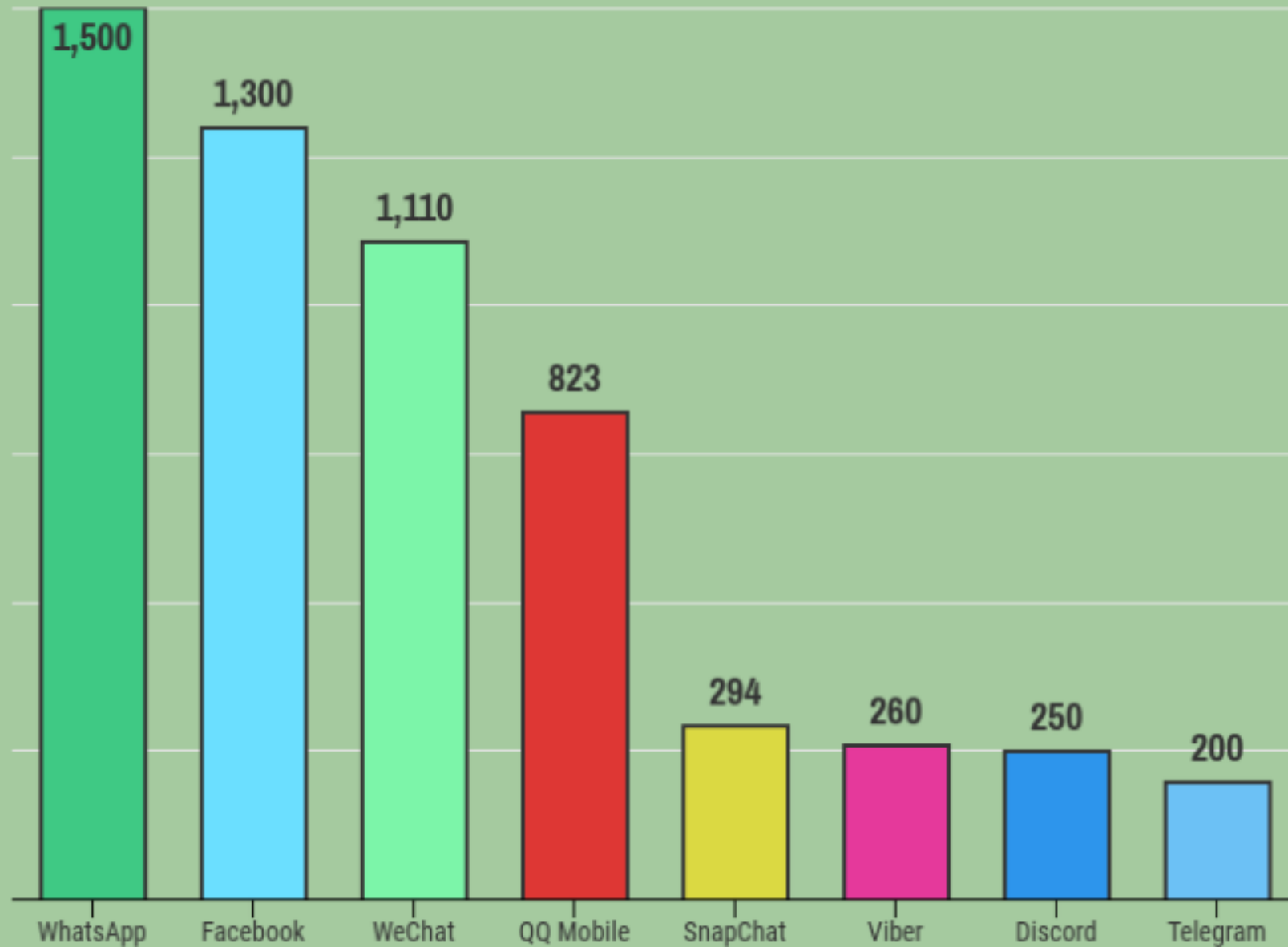


**HAVE BANNED TELEGRAM.**

**Iran has also  
banned  
Telegram, yet it  
is the most  
popular  
messaging app  
in Iran.**



Telegram considers WhatsApp is its primary competitor, but the latter has 1.5 billion monthly users, whereas Telegram has only 200 million.



# **ADVANTAGES OVER COMPETITOR APPS**



**Users over multiple devices can access the Telegram app as opposed to single instruments as allowed by many of its rivals.**

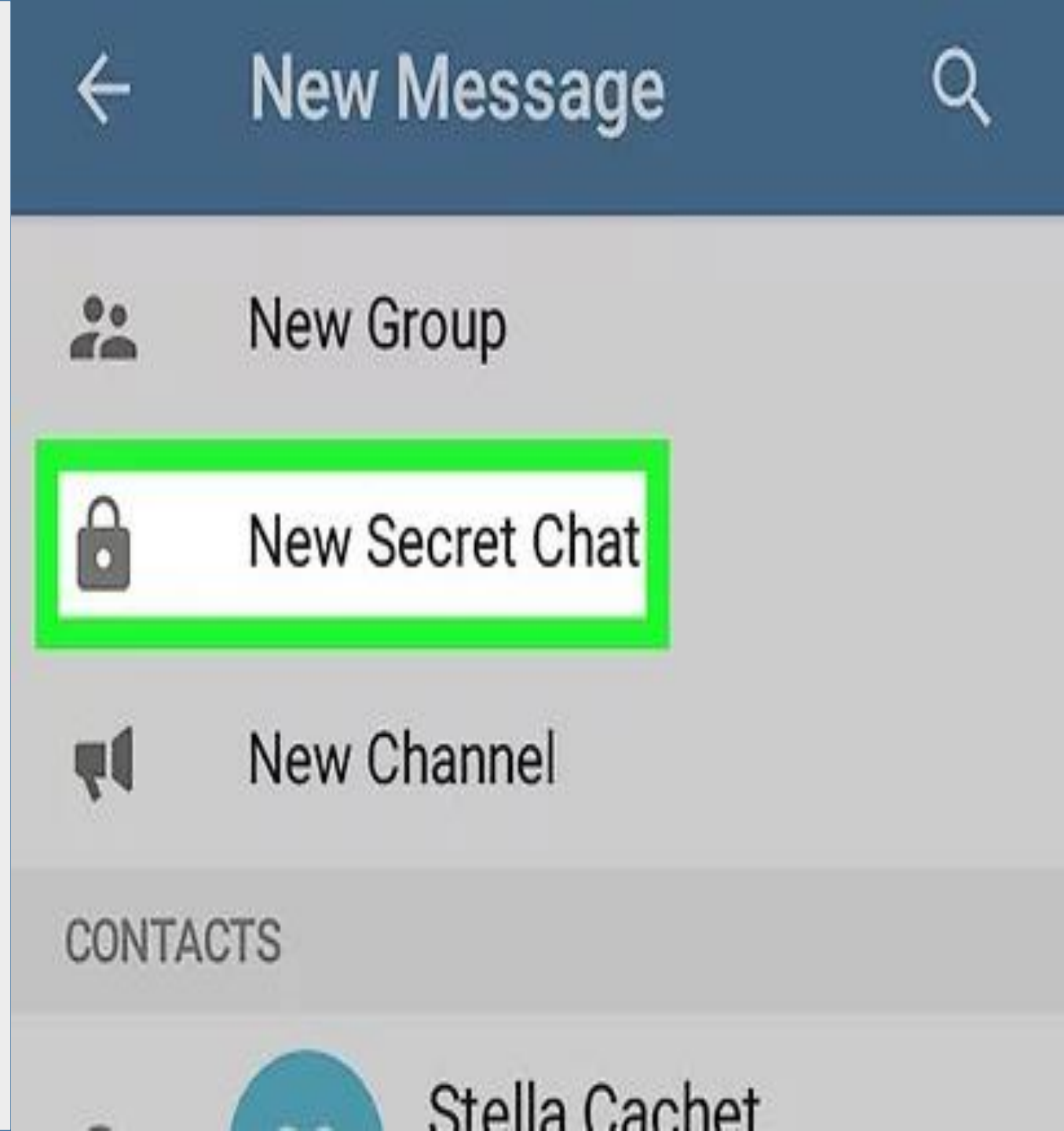




**A major USP of the app is the facility of 'secret chats' and 'self-destruct' options for messages.**



**Secret chats enable users to store messages on the devices they use and not on the cloud.**






**Moreover, customers can schedule a particular date and time when they want messages to get automatically deleted.**

**The app has a feature that allows users to subscribe to 'channels' on Telegram through which they can get regular updates from the accounts that they are following.**




The image features two black silhouettes of people from the chest up, facing each other and holding smartphones. They are positioned on the left and right sides of the frame. In the center, a light blue rectangular box contains text. At the top of the image, a portion of a blue circular logo with a white arrow is visible. The background is a plain, light-colored wall.

This way, channel owners can keep in touch with their subscribers, which makes it a lucrative model for business owners using the app.



**The app is relatively faster than competitors as it aims to deliver messages in the lowest bytes possible.**



**The app allows  
creating online  
communities with  
maximum members of  
upto 200,000.**

# **DISADVANTAGES OF THE PLATFORM**





**The primary reason why Telegram criticized over and over again is its failure to provide end to end encryption on an automated basis.**



**While other messaging apps have this set up on default, Telegram has failed to share its coding for investigation of secure data handling of its users.**



**Telegram  
doesn't offer  
status updates  
for its users  
which most  
other  
competitors do.**



# TELEGRAM



# YOUR BUSINESS

HOW TO MAKE  
**100 DOLLARS PER DAY**  
**WITH ONLINE BUSINESS ?**



To know more, attend  
**FREE LIVE WEBINAR**  
on 21<sup>st</sup> OCT 2020

**REGISTER NOW**

<https://adm.qa/championship>

**JOIN OUR**  
**CHAMPIONSHIP**  
**ANNOUNCEMENT**  
**TOMORROW**

**OCTOBER 21, 2020**

Thank  
you





أشيقر<sup>®</sup>  
DIGIMENTORS