




PHYLORICH[®]



Defining Luxury Since 1959

Catalog & Price Guide
Effective August 15th, 2015
VOLUME 15.1

BAROQUE STYLE



BAROQUE
K144

Pages 1 - 5



MAISON
164

Pages 35 - 39



COURONNE
163

Pages 7 - 11



MARVELLE
162

Pages 41 - 45



DOLPHIN
K101 / K184

Pages 13 - 20



**REGENT
CUT CRYSTAL**
K181 / K1280

Pages 47 - 51



**GEORGIAN &
BARCELONA**
K141 / K360 / K361

Pages 21 - 28



**RIBBON &
REED**
K137 / K337

Pages 53 - 57



**LOUIS XIV
CUT CRYSTAL**
K180

Pages 29 - 34



SWAN
K123 / K183

Pages 59 - 66

CONTEMPORARY STYLE



BASIC
D130 - D139

Pages 67 - 80



MIX
290

Pages 89 - 94



BASIC II
230

Pages 81 - 87



STRIA
291

Pages 95 - 100

TRADITIONAL STYLE



3RING
D205 / D206

Pages 101 - 107



**LE VERRE &
LA CROSSE**
K170 / K171

Pages 145 - 151



BEADED
500

Pages 109 - 113



MIRABELLA
K234 / K314

Pages 153 - 157



CARRARA
K158B - H

Pages 115 - 120



REGENT
K270 - K274 / K370 - K374

Pages 159 - 164



COINED
500

Pages 121 - 125



**REVERE &
SAVANNAH**
D100 / D102 / D200 / D202

Pages 165 - 171



HENRI
161

Pages 127 - 131



VALENCIA
K338B - F

Pages 173 - 178



HEX MODERN
501

Pages 133 - 137



VERSAILLES
K240 - K244 / K330 - K334

Pages 179 - 185



HEX TRADITIONAL
500

Pages 139 - 143

TRANSITIONAL STYLE



AMPHORA
K104 / K105

Pages 187 - 195



WAVELAND
K711

Pages 197 - 202



OLD TYME

Pages 203 - 204



SHOWER HEADS & BODY SPRAYS

Pages 221 - 224



HAND SHOWERS & ACCESSORIES

Pages 225 - 228



KITCHEN & BAR

Pages 205 - 209



CABINET HARDWARE

Pages 211 - 214



DOOR HARDWARE

Pages 215 - 219



VALVES

Pages 229 - 233

Finishes

We offer a wide variety of luxury artisan finishes — including custom two-tone finishes — for most collections, giving you the versatility to match or customize every environment and décor. Your sales representative can provide additional information.

Group 1 Finishes



Polished Chrome
(026)



Satin Chrome
(26D)



Polished Nickel
(014)



**Polished Nickel
Antique**
(14A)



Satin Nickel
(015)



Burnished Nickel
(15B)



Pewter
(15A)




Polished Brass
(003)



**Polished Brass
Uncoated**
(03U)



**Polished Brass
Antiqued**
(007)



Satin Brass
(004)



**Old English
Brass**
(0EB)



Antique Brass
(047)



French Brass
(02)



Polished Copper
(005)



Antique Copper
(05A)



Weathered Copper
(05W)



Antique Bronze
(11B)



**Oil Rubbed
Bronze**
(10B)



Satin Black
(040)



Gloss Black
(041)



Satin White
(050)

Group 2 Finishes



Polished Gold
(025)



**Polished Gold
Antiqued**
(25D)



Satin Gold
(024)



Matte Gold
(24B)



**Satin Gold
Antiqued**
(24D)



**Polished Nickel
with Polished Gold**
(073)



**Satin Nickel
with Satin Gold**
(079)



**Polished Gold
with Polished Nickel**
(093)



**Satin Gold
with Satin Nickel**
(084)

** Custom Two-Tone Pricing

- Any finish combination that is not specified above and contains gold as the minor, please reference Group 2 pricing.
- Phylrich must price any finish combination that is not listed on this page. Please contact Phylrich with your combination for pricing. All of these orders are non-cancelable and non-returnable.

Limited Warranty

This Limited Warranty is expressly in lieu of any other warranties, expressed or implied, arising by law or otherwise, including without limitation, any implied warranty of merchantability or fitness for a particular purpose. This Limited Warranty may not be transferred, altered, varied, or extended, except by a written instrument executed by Phylrich. The remedy or repair or replacement as provided under this Limited Warranty is exclusive. In no event shall the manufacturer be liable for any consequential or incidental damages to any person, whether or not occasioned by negligence of Phylrich, including without limitation damages for loss of use, costs of property damage or other monetary loss.

Some states do not allow the exclusion or limitation of incidental or consequential damages or limitations on how long an implied warranty lasts, so the above limitations or exclusions may not apply. This warranty gives you specific legal rights and you may also have other rights which vary from state to state.

This warranty covers product installed in the United States and Canada. **PROOF OF PURCHASE IS REQUIRED FOR WARRANTY CLAIM**

Several types of limited warranties are applicable to decorative plumbing and hardware products as follows:

Mechanical Warranty: This warranty covers the ability of the product to function properly under normal conditions. Our products are warranted to the original purchaser only to be free of defects in material and workmanship for a period of 10 years from the date of purchase.

Because plumbing valves have several mechanical differences due to the function i.e. faucet valves vs. thermostatic shower valves, the following valve warranties are established:

Ceramic disc valves are warranted for life as long as the original purchaser owns the house in which they are installed.

Other types of valves, to include thermostatic and balance pressure shower valves, etc. are warranted for one year from the date of purchase.

Finish Warranty: Because certain metal finishes are more durable than others and certain applications require more durability, 4 finish warranties have been established:

- A)** Certain metal finishes such as antique brass, satin nickel and satin brass are coated with an organic clear coating. These coated types of finishes are warranted for 10 years from the date of shipment to the original purchaser.
- B)** Finishes with harder surfaces such as polished chrome, Physical Vapor Deposition (PVD) finishes and powder coated finishes are warranted for as long as the original purchaser owns the home.
- C)** The so called "living finishes" are not warranted. These finishes have no protective coating and thus are designed to change with age and use.
- **Finishes on Drains:** Because of the use and abuse of the metal surface that occurs on sink and bath drains with soaps and cleaning solutions, only drains in the "B" category above are warranted. This warranty is for one year from date of purchase. Drains in the above A and C categories are not warranted.

The warranties described above are specific rights, but there may be other rights which vary from state to state.

Exclusions: All installation in ocean air environments. Some products such as Lavatory Drains, parts made of Glass or Crystal and Stone.

If you have a problem with one of our products, here is what is covered and how you should proceed:

Consult the dealer from whom you purchased the product. Please provide **proof of purchase** in the form of an original invoice or receipt. If the dealer is an authorized Phylrich dealer, he will review the problem and contact the Phylrich customer service department on your behalf. If you cannot contact your dealer, please e-mail our customer service at customer.service@phylrich.com and describe the problem along with your contact information.

The Phylrich Warranty does not assume liability for charges such as labor, freight, removal and reinstallation or injuries resulting from a defective product. Phylrich will repair or replace defective parts after it has been established that the product is defective and that the parts are covered by this warranty. Phylrich reserves the right to determine whether to repair or replace the product under consideration.

Phylrich products must be installed in accordance with the instructions provided with the product. Make sure your installer flushes out all debris such as solder before final assembly. Plumber's putty should not be used on any decorative surface as it could harm the finish and void the warranty.

For proper maintenance do not use any abrasive cleaners, strong cleaning solutions or polishing compounds. Usually a soft damp cloth will suffice. Non-abrasive waxes can also be used.

Ordering and Policy Information

Ordering

- Please refer to the items by product number and description as listed in the following price list.
- Please refer to the finish on the specified product with the finish codes listed on pages 3-4.
- Minimum order is \$50.00 net.

Changes and Cancellations

- Changes and/or cancellations must be made within five working days from the date of the order.
- Orders accepted by Phylrich for non-standard (customized) products are non-cancelable and non-returnable.
- All items sold in the Group 2 finish are final. No exception will be made.

Pricing

Pricing and product specifications are subject to change without notice.

Taxes

All Federal, State or Local Taxes, when applicable, will be added.

Terms

- 1% 10 days, net 30. **(Non payment after 30 days is subject to 1% monthly late charge on uppaid balance)**

Freight Policy

- Product shipped to destinations in the United States and Canada will be F.O.B. our factory, freight charges will be added to the invoice.
- Product shipped to destinations outside the United States and Canada are F.O.B. our factory plus 5% for packaging.
- All orders for \$2,750 net or more, shipping direct to our accounts in the Continental United States, will be FFA.
- We will not drop ship outside the Phylrich sales territory to which a customer is assigned.

Claims

All claims for shortages or damages must be made within 5 days of receipt of goods by the customer.

Returns

Returns will only be accepted at Phylrich when accompanied by a Return Goods Authorization. (RGA) All RGA requests should be submitted to the Phylrich Customer Service Dept. Credit or replacement will be allowed only after careful inspection indicates a manufacturing defect or factory order entry error. Factory inspections are final. **FREIGHT ON ALL RETURNS MUST BE PREPAID.**

- All credits are product credit only. No checks will be issued. Phylrich does not accept debit memos.
- All product accepted by Phylrich for credit is subject to a minimum charge of 35% handling.
- If received over 90 Days from the date of the invoice, a minimum 50% charge will be assessed.
- Any product received by Phylrich that has been damaged, will be returned to the customer and no credit will be given.

PHYL RICH[®]

BAROQUE



| Model Number | Description | Finish Pricing Group 1 | Finish Pricing Group 2 |
|--------------|-------------|------------------------|------------------------|
|--------------|-------------|------------------------|------------------------|

Widespread Faucet



- 12" (305mm) maximum centers
- Pop-up drain with lift rod and tailpiece
- 1.5 gpm @ 60 psi
- Spout c-c 4-1/2"
- Height 3-5/8"

| | | | |
|-------------|---------------|-------|--------|
| K144 | Lever Handles | \$954 | \$1552 |
|-------------|---------------|-------|--------|

Wall Lavatory Set



- 1.5 gpm @ 60 psi
- Spout c-c 9-3/8"

| | | | |
|-------------------|----------------|-------|--------|
| WL144 | Lever Handles | \$690 | \$1265 |
| 8090536RNL | Valve (8" c-c) | \$220 | |

Pressure Balance Tub and Shower Set



- Back to back installation capability
- Anti-scald
- Temperature control within 3.6°F (2°C) of set point even with a 50% water pressure drop
- K807 Shower Head
- Spout c-c 9-3/8"
- Integral Diverter

| | | | |
|-----------------|--------------------------|--------|--------|
| PB2144 | Complete Set Trim Only | \$1512 | \$2744 |
| DFPHYID | Valve | \$315 | |
| PB2144T0 | Plate & Handle Trim Only | \$662 | \$1093 |

1/2" Mini Thermostatic Valve w/ Volume Control or Diverter



- 2 Handles
- 9" x 4" Plate
- Center-Center 5"
- 6.5 gpm @ 45 psi
- Anti-scald
- Integral Stops and Filters
- Trim Control Can be used with 1-116 or 1-117
- CALGreen Compliant







| | | | |
|--------------|-------------------------------------|-------|--------|
| 4-342 | Lever Handle Complete Set Trim Only | \$700 | \$1300 |
| 1-116 | Valve w/ Volume Control | \$285 | |
| 1-117 | Valve w/ Diverter | \$335 | |




BAROQUE

| | Model Number | Description | Finish Pricing Group 1 | Finish Pricing Group 2 |
|---|--|---|------------------------|------------------------|
|  | Pressure Balance Shower Set | | | |
| | PB3144 | Complete Set Trim Only | \$756 | \$1323 |
| | DFPHY | Valve | \$211 | |
| | PB3144T0 | Plate & Handle Trim Only | \$633 | \$1035 |
| | <ul style="list-style-type: none"> • Temperature control within 3.6°F (2°C) of set point even with a 50% water pressure drop • Anti-scald • 2.0 gpm @ max • K807 Shower Head | | | |
|  | 1/2" and 3/4" Thermostatic Shower Trim | | | |
| | TH144 | Lever Handle Trim Only | \$633 | \$1035 |
| | 34THERM | 3/4" Thermostatic Valve | \$369 | |
| | 1-115 | 1/2" Thermostatic Valve | \$219 | |
| | <ul style="list-style-type: none"> • Integral stops and filters • Anti-scald | | | |
|  | Three Handle Tub and Shower Set | | | |
| | K2144 | Complete Set with Round Diverter Handle Trim Only | \$1173 | \$2070 |
| | 80951PHY | Valve (8" c-c) | \$253 | |
| | | | | |
| | <ul style="list-style-type: none"> • K807 Shower Head • Spout c-c 9-3/8" | | | |
|  | Two Handle Shower Set | | | |
| | K3144 | Complete Set Trim Only | \$748 | \$1367 |
| | 8090536R | Valve (8" c-c) | \$220 | |
| | | | | |
| | <ul style="list-style-type: none"> • 2.0 gpm @ max • K807 Shower Head | | | |
|  | Volume Control/Diverter Trim | | | |
| | 2PV144A | Lever Handle Trim Only | \$304 | \$386 |
| | <ul style="list-style-type: none"> • Used with 1/2" or 3/4" Volume Control or Diverter | | | |

| | Model Number | Description | Finish Pricing Group 1 | Finish Pricing Group 2 |
|---|---|---|------------------------|------------------------|
|  | 1/2" In-Line Stop/Volume Control Valve | | | |
| | 80607PHY | <ul style="list-style-type: none"> For Non-Handed Functions Wall Mount May be ordered in handed pairs for hot and cold installation | \$89 | |
|  | 3/4" In-Line Stop/Volume Control Valve | | | |
| | 80002125 | <ul style="list-style-type: none"> For Non-Handed Functions Wall Mount May be ordered in handed pairs for hot and cold installation | \$99 | |
|  | 3 Function Wall Diverter Valve | | | |
| | 80001820 | <ul style="list-style-type: none"> For Non-Handed Functions Wall Mount (1) 1/2" Inlet (3) 1/2" Outlets Cal Green Compliant | \$164 | |
|  | Deck Tub Set with Hand Shower | | | |
| | K2144H1 | Complete Set Trim Only | \$1538 | \$2613 |
| | 80001249 | Valve | \$455 | |
|  | Deck Tub Set | | | |
| | K1144H | Complete Set Trim Only | \$1127 | \$2070 |
| | 80001248 | Valve | \$242 | |
|  | Deck Tub Spout | | | |
| | K5144 | Spout Only | \$575 | \$1035 |

BAROQUE

| | | Model Number | Description | Finish Pricing Group 1 | Finish Pricing Group 2 |
|---|---|-----------------|------------------------|------------------------------|------------------------------|
|  | Wall Tub Set <ul style="list-style-type: none">• Spout c-c 5" | K1144 | Complete Set Trim Only | \$690 | \$1150 |
| | | 8090536R | Valve (8" c-c) | \$220 | |
|  | Wall Tub Spout <ul style="list-style-type: none">• Spout c-c 5" | K1144X3 | Spout Only | \$432 | \$719 |
| | | | | | |
|  | Paper Holder <ul style="list-style-type: none">• Mounting screws included | KA50 | | \$432 | \$748 |
| | | | | | |
|  | Towel Bars | | | | |
| | 18" Towel Bar <ul style="list-style-type: none">• Mounting screws included | KA65 | | \$432 | \$748 |
| | 24" Towel Bar <ul style="list-style-type: none">• Mounting screws included | KA70 | | \$432 | \$748 |
| | 30" Towel Bar <ul style="list-style-type: none">• Mounting screws included | KA75 | | \$432 | \$748 |
|  | Towel Ring <ul style="list-style-type: none">• Mounting screws included | KA40 | | \$171 | \$259 |
| | | | | | |
|  | Robe Hook <ul style="list-style-type: none">• Mounting screws included | KA10 | | \$176 | \$264 |
| | | | | | |

| | Model Number | Description | Finish Pricing Group 1 | Finish Pricing Group 2 |
|---|----------------------------------|---|------------------------|------------------------|
|  | Wall Mounted Soap Dish | | | |
| | KA25 | <ul style="list-style-type: none"> Mounting screws included | \$202 | \$345 |
|  | Wall Mounted Glass Holder | | | |
| | KA30 | <ul style="list-style-type: none"> Mounting screws included | \$202 | \$345 |
|  | Four Hole Bidet Set | | | |
| | K4144 | Lever Handles <ul style="list-style-type: none"> Pop-up drain with lift rod and tailpiece Vertical Spray | \$1380 | \$2096 |

PHYL RICH[®]

COURONNE



Widespread Faucet

- 1.5 gpm @ 60 psi
- Spout Center-Center 6"
- Height 6"



| Model Number | Description | Finish Pricing Group 1 | Finish Pricing Group 2 |
|--------------|---------------|------------------------|------------------------|
| 163-01 | Cross Handles | \$995 | \$2000 |

Wall Lavatory Set

- 1.5 gpm @ 60 psi
- Spout Center-Center 9-1/2"
- Pop-up drain not included



| | | | |
|------------|--------------------------------------|-------|--------|
| 163-11 | Cross Handles Complete Set Trim Only | \$800 | \$2000 |
| 8090536RNL | Wall Lavatory Set Valve | \$220 | |
| 901-1 | Grid Drain | \$130 | \$220 |

1/2" Mini Thermostatic Valve w/ Volume Control or Diverter

- 2 Handles
- 9" x 4" Plate
- Center-Center 5"
- 6.5 gpm @ 45 psi
- Anti-scald
- Integral Stops and Filters
- Trim Control can be used with 1-116 or 1-117
- CALGreen Compliant



| | | | |
|-------|--------------------------------------|-------|--------|
| 4-305 | Cross Handles Complete Set Trim Only | \$995 | \$2000 |
| 1-116 | Valve w/ Volume Control | \$285 | |
| 1-117 | Valve w/ Diverter | \$335 | |



1/2" Mini Thermostatic Shower Trim

- 6" x 6" Plate
- 6.5 gpm @ 45 psi
- Anti-scald
- Integral Stops and Filters
- Requires Seperate Volume Control Valve and/or Multi Function Diverter



| | | | |
|----------|--------------------------------------|-------|--------|
| 4-472 | Cross Handles Complete Set Trim Only | \$750 | \$1500 |
| 1-115 | 1/2" Thermostatic Valve | \$219 | |
| 80607PHY | 1/2" Volume Control | \$89 | |
| 80001820 | 3 Function Wall Diverter | \$164 | |





3/4" Thermostatic Shower Trim

- 6" x 6" Plate
- 12 gpm @ 45 psi
- Anti-scald
- Integral Stops and Filters
- For Non-Handed Functions
- Requires Separate Volume Control Valve

| Model Number | Description | Finish Pricing Group 1 | Finish Pricing Group 2 |
|-----------------|--------------------------|------------------------|------------------------|
| 4-472 | Cross Handle Trim Only | \$750 | \$1800 |
| 34THERM | 3/4" Thermostatic Valve | \$369 | |
| 80002125 | 3/4" Volume Control | \$99 | |
| 80001820 | 3 Function Wall Diverter | \$164 | |



Volume Control/Diverter Trim

| | | | |
|-----------------|--------------------------|-------|-------|
| 163-35 | Cross Handle Trim Only | \$350 | \$700 |
| 80002125 | 3/4" Volume Control | \$99 | |
| 80607PHY | 1/2" Volume Control | \$89 | |
| 80001820 | 3 Function Wall Diverter | \$164 | |



Pressure Balance Shower Set

- 6" x 6" Plate
- 6.5 gpm @ 45 psi
- Anti-scald
- Shower Head @ 2.0 gpm

| | | | |
|---------------|-------------------------------------|--------|--------|
| 163-21 | Cross Handle Complete Set Trim Only | \$1000 | \$2000 |
| DFPHY | 1/2" Pressure Balance Valve | \$211 | |



Pressure Balance Shower Plate & Handle Trim

- Less Head, Arm & Flange
- 6" x 6" Plate
- 6.5 gpm @ 45 psi
- Anti-scald

| | | | |
|--------------|-----------------------------|-------|--------|
| 4-472 | Cross Handle Trim Only | \$750 | \$1500 |
| DFPHY | 1/2" Pressure Balance Valve | \$211 | |



Pressure Balance Tub & Shower Kit

- 6" x 6" Plate
- 6.5 gpm @ 45 psi
- Anti-scald
- Integral Diverter
- Spout Center-Center ___"
- Shower Head @ 2.0 gpm

| | | | |
|----------------|--|--------|--------|
| 163-26 | Cross Handle Complete Set Trim Only | \$1400 | \$2800 |
| DFPHYID | Pressure Balance Tub & Shower Diverter Valve | \$315 | |

Pressure Balance Shower & Diverter Set (Less Spout)

- 6.5 gpm @ 45 psi
- Anti-scald
- Integral Diverter
- Wall Tub Spout not included
- Shower Head @ 2.0 gpm



| Model Number | Description | Finish Pricing Group 1 | Finish Pricing Group 2 |
|----------------|--|------------------------|------------------------|
| 4-474 | Cross Handle Complete Set Trim Only | \$750 | \$1700 |
| DFPHYID | Pressure Balance Tub & Shower Diverter Valve | \$315 | |

Pressure Balance Shower Plate w/ Diverter & Handle Trim Set

- 6.5 gpm @ 45 psi
- Anti-scald
- Integral Diverter
- Wall Tub Spout not included
- Head, Arm & Flange not included



| Model Number | Description | Finish Pricing Group 1 | Finish Pricing Group 2 |
|----------------|--|------------------------|------------------------|
| 4-473 | Cross Handle Trim Only | \$750 | \$1800 |
| DFPHYID | Pressure Balance Tub & Shower Diverter Valve | \$315 | |

Deck Tub Set

- Spout Center-Center 9"
- Height 5-1/4"



| Model Number | Description | Finish Pricing Group 1 | Finish Pricing Group 2 |
|-----------------|--------------------------------------|------------------------|------------------------|
| 163-40 | Cross Handles Complete Set Trim Only | \$1200 | \$2400 |
| 80001248 | Deck Tub Set Valve | \$242 | |

Deck Tub w/ Hand Shower

- Includes Handle Trim, Hand Shower, 59" Finished Hose and Deck Flange Trim



| Model Number | Description | Finish Pricing Group 1 | Finish Pricing Group 2 |
|-----------------|-------------------------------------|------------------------|------------------------|
| 163-48 | Cross Handle Complete Set Trim Only | \$1800 | \$3000 |
| 80001249 | Deck Tub Set w/ Hand Shower Valve | \$455 | |



Wall Tub Set

- Spout Center-Center 8"

| Model Number | Description | Finish Pricing Group 1 | Finish Pricing Group 2 |
|-----------------|--------------------------------------|------------------------|------------------------|
| 163-56 | Cross Handles Complete Set Trim Only | \$800 | \$2000 |
| 8090536R | Wall Shower/Wall Tub Valve | \$220 | |



Floor Mount Tub Spout

- Spout Center-Center 10-1/2"

| | | | |
|---------------|--|-------|--------|
| 161-52 | | \$950 | \$3200 |
|---------------|--|-------|--------|



Old Tyme

- Spout Center-Center 3-1/2"

| | | | |
|-------------------|--------------------|-------|--------|
| 163-046 | With Quick Connect | \$950 | \$3200 |
| 3-307 | Deck Riser | \$950 | \$3200 |
| K2930XFR30 | 30" Riser | \$950 | \$3200 |
| K2930XFR36 | 36" Riser | \$950 | \$3200 |



Four Hole Bidet Set

- Pop-up drain with lift rod and tailpiece
- Vertical Spray






| | | | |
|---------------|---------------|--------|--------|
| 163-60 | Cross Handles | \$1200 | \$2400 |
|---------------|---------------|--------|--------|



Paper Holder

- Mounting screws included

| | | | |
|---------------|--|-------|-------|
| 163-73 | | \$250 | \$500 |
|---------------|--|-------|-------|

| | Model Number | Description | Finish Pricing Group 1 | Finish Pricing Group 2 |
|---|---------------------------------|--|------------------------------|------------------------------|
|  | Single Post Paper Holder | | | |
| | 163-74 | • Mounting screws included | \$220 | \$440 |
|  | Towel Bars | | | |
| | 18" Towel Bar | | | |
| | 163-70 | | \$260 | \$520 |
| | 24" Towel Bar | | | |
| | 163-71 | | \$260 | \$520 |
| | 30" Towel Bar | | | |
| | 163-72 | | \$260 | \$520 |
|  | Towel Ring | | | |
| | 163-75 | • Mounting screws included • 6" Ring Diameter | \$220 | \$440 |
|  | Robe Hook | | | |
| | 163-76 | • Mounting screws included | \$175 | \$358 |
|  | Cabinet Knob | | | |
| | 163-90 | • Mounting screws included | \$45 | \$90 |

PHYL RICH[®]

DOLPHIN



| Model Number | Description | Finish Pricing Group 1 | Finish Pricing Group 2 |
|--------------|-------------|------------------------|------------------------|
|--------------|-------------|------------------------|------------------------|

Widespread Faucet



- Pop-up drain with lift rod and tailpiece
- 1.5 gpm @ 60 psi
- Spout c-c 4-3/4"
- Height 5-7/8"

| | | | |
|-------------|-----------------------|--------|--------|
| K101 | Dolphin Lever Handles | \$1122 | \$1808 |
|-------------|-----------------------|--------|--------|

Widespread Faucet



- Pop-up drain with lift rod and tailpiece
- 1.5 gpm @ 60 psi
- Spout c-c 4-3/4"
- Height 5-7/8"

| | | | |
|-------------|---------------------------|--------|--------|
| K184 | Cut Crystal Lever Handles | \$1122 | \$1808 |
|-------------|---------------------------|--------|--------|

Wall Lavatory Set



- 1.5 gpm @ 60 psi
- Spout c-c 9-3/8"

| | | | |
|-------------------|--|--------|--------|
| WL101 | Dolphin Lever Handles Complete Set Trim Only | \$1037 | \$1919 |
| 8090536RNL | Valve | \$220 | |

1/2" Mini Thermostatic Valve w/ Volume Control or Diverter



- 2 Handles
- 9" x 4" Plate
- Center-Center 5"
- 6.5 gpm @ 45 psi
- Anti-scald
- Integral Stops and Filters
- Trim Control Can be used with 1-116 or 1-117
- CALGreen Compliant

| | | | |
|--------------|---|-------|--------|
| 4-372 | Dolphin Lever Handle Complete Set Trim Only | \$750 | \$1300 |
| 4-400 | Cut Crystal Lever Handle Complete Set Trim Only | \$780 | \$1300 |
| 4-498 | Star Fish Handle Complete Set Trim Only | \$750 | \$1300 |
| 1-116 | Valve w/ Volume Control | \$285 | |
| 1-117 | Valve w/ Diverter | \$335 | |

**Pressure Balance Tub and Shower Set**

- Back to back installation capability
- Anti-scald
- Temperature control within 3.6°F (2°C) of set point even with a 50% water pressure drop
- K801 Shower Head
- Spout c-c 9-3/8"
- Integral Diverter

| Model Number | Description | Finish Pricing Group 1 | Finish Pricing Group 2 |
|-----------------|---|------------------------|------------------------|
| PB2101 | Dolphin Lever Handle Complete Set Trim Only | \$1743 | \$3128 |
| DFPHYID | Valve | \$315 | |
| PB2101T0 | Plate & Handle Trim Only | \$690 | \$1150 |

**Pressure Balance Tub and Shower Set**

- Back to back installation capability
- Anti-scald
- Temperature control within 3.6°F (2°C) of set point even with a 50% water pressure drop
- K801 Shower Head
- Spout c-c 9-3/8"
- Integral Diverter

| | | | |
|-----------------|---|--------|--------|
| PB2184 | Cut Crystal Lever Handle Complete Set Trim Only | \$1743 | \$3128 |
| DFPHYID | Valve | \$315 | |
| PB2184T0 | Plate & Handle Trim Only | \$690 | \$1150 |

**Pressure Balance Shower Set**







- Temperature control within 3.6°F (2°C) of set point even with a 50% water pressure drop
- Anti-scald
- 2.0 gpm @ max
- K801 Shower Head






| | | | |
|-----------------|---|--------|--------|
| PB3101 | Dolphin Lever Handle Complete Set Trim Only | \$1160 | \$1935 |
| DFPHY | Valve | \$211 | |
| PB3101T0 | Plate & Handle Trim Only | \$644 | \$1093 |

**Pressure Balance Shower Set**








- Temperature control within 3.6°F (2°C) of set point even with a 50% water pressure drop
- Anti-scald
- 2.0 gpm @ max
- K801 Shower Head






| | | | |
|-----------------|---|--------|--------|
| PB3184 | Cut Crystal Lever Handle Complete Set Trim Only | \$1160 | \$1935 |
| DFPHY | Valve | \$211 | |
| PB3184T0 | Plate & Handle Trim Only | \$644 | \$1093 |



| | Model Number | Description | Finish Pricing Group 1 | Finish Pricing Group 2 |
|---|---|---|------------------------|------------------------|
|  | 1/2" and 3/4" Thermostatic Shower Trim | | | |
| | TH101 | Dolphin Lever Handle Trim Only | \$644 | \$1093 |
| | 34THERM | 3/4" Thermostatic Valve | \$369 | |
| | 1-115 | 1/2" Thermostatic Valve | \$219 | |
|  | 1/2" and 3/4" Thermostatic Shower Trim | | | |
| | TH180 | Cut Crystal Lever Handle Trim Only | \$644 | \$1035 |
| | 34THERM | 3/4" Thermostatic Valve | \$369 | |
| | 1-115 | 1/2" Thermostatic Valve | \$219 | |
|  | Three Handle Tub and Shower Set | | | |
| | K2101 | Dolphin Lever Handles with Starfish Diverter Handle Complete Set Trim Only | \$1696 | \$2801 |
| | 80951PHY | Valve | \$253 | |
|  | Three Handle Tub and Shower Set | | | |
| | K2184 | Cut Crystal Lever Handles with Round Diverter Handle Complete Set Trim Only | \$1696 | \$2801 |
| | 80951PHY | Valve | \$253 | |
|  | Two Handle Shower Set | | | |
| | K3101 | Dolphin Lever Handles Complete Set Trim Only | \$942 | \$1559 |
| | 8090536R | Valve (8" c-c) | \$220 | |
|  | Two Handle Shower Set | | | |
| | K3184 | Cut Crystal Lever Handles Complete Set Trim Only | \$942 | \$1559 |
| | 8090536R | Valve (8" c-c) | \$220 | |

| | | Model Number | Description | Finish Pricing Group 1 | Finish Pricing Group 2 |
|---|--|-----------------|--|------------------------------|------------------------------|
|  | Volume Control/Diverter Trim | | | | |
| | <ul style="list-style-type: none"> Used with 1/2" or 3/4" Volume Control or Diverter | 2PV101A | Dolphin Lever Handle Trim Only | \$339 | \$600 |
|  | Volume Control/Diverter Trim | | | | |
| | <ul style="list-style-type: none"> Used with 1/2" or 3/4" Volume Control or Diverter | 2PV180A | Cut Crystal Lever Handle Trim Only | \$339 | \$600 |
|  | Volume Control/Diverter Trim | | | | |
| | <ul style="list-style-type: none"> Used with 1/2" or 3/4" Volume Control or Diverter | 3-407 | Stasfish Handle Trim Only | \$339 | \$600 |
|  | 1/2" In-Line Stop/Volume Control Valve | | | | |
| | <ul style="list-style-type: none"> Functions Wall Mount May be ordered in handed pairs for hot and cold installation | 80607PHY | | \$89 | |
|  | 3/4" In-Line Stop/Volume Control Valve | | | | |
| | <ul style="list-style-type: none"> For Non-Handed Functions Wall Mount May be ordered in handed pairs for hot and cold installation | 80002125 | | \$99 | |
|  | 3 Function Wall Diverter Valve | | | | |
| | <ul style="list-style-type: none"> For Non-Handed Functions Wall Mount (1) 1/2" Inlet (3) 1/2" Outlets Cal Green Compliant | 80001820 | | \$164 | |
|  | Deck Tub Set with Hand Shower | | | | |
| | <ul style="list-style-type: none"> Hand shower hose length is 59" (1499mm) | K2101M1 | Dolphin Lever Handles Complete Set Trim Only | \$1955 | \$3680 |
| | <ul style="list-style-type: none"> Integral check valves for backflow protection K5103 Deck Tub Spout, 3/4" Valves, K6526 Hand Shower, and K6005 Deck Bracket Spout c-c 9" Height 7-3/8" | 80001249 | Valve | \$455 | |

| | Model Number | Description | Finish Pricing Group 1 | Finish Pricing Group 2 |
|---|-----------------|--|------------------------|------------------------|
| Deck Tub Set with Hand Shower | | | | |
|  | K2184M1 | Cut Crystal Lever Handles Complete Set Trim Only | \$1955 | \$3680 |
| | 80001249 | Valve | \$455 | |
| | | | | |
| Deck Tub Set | | | | |
|  | K1101M | Dolphin Lever Handles Complete Set Trim Only | \$1482 | \$2530 |
| | 80001248 | Valve | \$242 | |
| | | | | |
| Deck Tub Set | | | | |
|  | K1184M | Cut Crystal Lever Handles Complete Set Trim Only | \$1482 | \$2530 |
| | 80001248 | Valve | \$242 | |
| | | | | |
| Deck Tub Spout | | | | |
|  | K5103 | Spout Only | \$1035 | \$1955 |
| | | | | |
| | | | | |
| Wall Tub Set | | | | |
|  | K1101 | Dolphin Lever Handles Complete Set Trim Only | \$1037 | \$1919 |
| | 8090536R | Valve (8" c-c) | \$220 | |
| | | | | |
| Wall Tub Set | | | | |
|  | K1184 | Cut Crystal Lever Handles Complete Set Trim Only | \$1037 | \$1919 |
| | 8090536R | Valve (8" c-c) | \$220 | |
| | | | | |
| Wall Tub Spout | | | | |
|  | K1101X3 | Spout Only | \$618 | \$939 |
| | | | | |
| | | | | |

| | | Model Number | Description | Finish Pricing Group 1 | Finish Pricing Group 2 |
|---|---|-----------------|-------------|------------------------------|------------------------------|
|  | Dolphin Shower Head | | | | |
| | <ul style="list-style-type: none"> Comes with 8" Arm and Escutcheon 2.0 gpm @ max | K801 | | \$465 | \$741 |
|  | Paper Holder | | | | |
| | <ul style="list-style-type: none"> Mounting screws included | KA50 | | \$432 | \$748 |
|  | Paper Holder | | | | |
| | <ul style="list-style-type: none"> Mounting screws included | KE50 | Cut Crystal | \$518 | \$892 |
|  | Towel Bars | | | | |
| | 18" Towel Bar | | | | |
| | <ul style="list-style-type: none"> Mounting screws included | KA65 | | \$432 | \$748 |
| | 24" Towel Bar | | | | |
| | <ul style="list-style-type: none"> Mounting screws included | KA70 | | \$432 | \$748 |
|  | 30" Towel Bar | | | | |
| | <ul style="list-style-type: none"> Mounting screws included | KA75 | | \$432 | \$748 |
| | Towel Bars | | | | |
| | 18" Towel Bar | | | | |
| | <ul style="list-style-type: none"> Mounting screws included | KE65 | Cut Crystal | \$529 | \$978 |
|  | 24" Towel Bar | | | | |
| | <ul style="list-style-type: none"> Mounting screws included | KE70 | Cut Crystal | \$529 | \$978 |
| | 30" Towel Bar | | | | |
| | <ul style="list-style-type: none"> Mounting screws included | KE75 | Cut Crystal | \$529 | \$978 |
|  | Towel Ring | | | | |
| | <ul style="list-style-type: none"> Mounting screws included | KA40 | | \$171 | \$259 |

| | | Model Number | Description | Finish Pricing Group 1 | Finish Pricing Group 2 |
|---|---|-----------------|-------------|------------------------------|------------------------------|
|  | Towel Ring <ul style="list-style-type: none">• Mounting screws included | KE40 | Cut Crystal | \$241 | \$364 |
|  | Robe Hook <ul style="list-style-type: none">• Mounting screws included | KA10 | | \$176 | \$264 |
|  | Robe Hook <ul style="list-style-type: none">• Mounting screws included | KE10 | Cut Crystal | \$206 | \$312 |
|  | Wall Mounted Soap Dish <ul style="list-style-type: none">• Mounting screws included | KA25 | | \$202 | \$345 |
|  | Wall Mounted Soap Dish <ul style="list-style-type: none">• Mounting screws included | KE25 | Cut Crystal | \$333 | \$472 |
|  | Wall Mounted Glass Holder <ul style="list-style-type: none">• Mounting screws included | KA30 | | \$202 | \$345 |
|  | Wall Mounted Glass Holder <ul style="list-style-type: none">• Mounting screws included | KE30 | Cut Crystal | \$304 | \$429 |

| | Model Number | Description | Finish Pricing Group 1 | Finish Pricing Group 2 |
|---|--|---------------------------|------------------------|------------------------|
|  | Four Hole Bidet Set <ul style="list-style-type: none">• Pop-up drain with lift rod and tailpiece• Vertical Spray | | | |
| | K4101 | Dolphin Lever Handles | \$1744 | \$2441 |
|  | Four Hole Bidet Set <ul style="list-style-type: none">• Pop-up drain with lift rod and tailpiece• Vertical Spray | | | |
| | K4180 | Cut Crystal Lever Handles | \$1380 | \$2441 |

GEORGIAN & BARCELONA



Widespread Faucet

- Pop-up drain with lift rod and tailpiece
- 1.5 gpm @ 60 psi
- Spout c-c 5-1/8"
- Height 4-1/4"

| Model Number | Description | Finish Pricing Group 1 | Finish Pricing Group 2 |
|--------------|---------------|------------------------|------------------------|
| K141 | Lever Handles | \$760 | \$1323 |



Widespread Faucet

- Pop-up drain with lift rod and tailpiece
- 1.5 gpm @ 60 psi
- Spout c-c 5-1/2"
- Height 5-3/8"

| | | | |
|------|---------------|-------|--------|
| K360 | Lever Handles | \$760 | \$1323 |
|------|---------------|-------|--------|



Widespread Faucet

- Pop-up drain with lift rod and tailpiece
- 1.5 gpm @ 60 psi
- Spout c-c 5-1/2"
- Height 5-3/8"

| | | | |
|------|---------------|-------|--------|
| K361 | Round Handles | \$760 | \$1323 |
|------|---------------|-------|--------|



Wall Lavatory Set

- 1.5 gpm @ 60 psi
- Spout c-c 9-3/8"

| | | | |
|------------|--------------------------------------|-------|--------|
| WL141 | Lever Handles Complete Set Trim Only | \$690 | \$1224 |
| 8090536RNL | Valve (8" c-c) | \$220 | |



Wall Lavatory Set

- 1.5 gpm @ 60 psi
- Spout c-c 9-3/8"

| | | | |
|------------|--------------------------------------|-------|--------|
| WL361 | Round Handles Complete Set Trim Only | \$690 | \$1224 |
| 8090536RNL | Valve (8" c-c) | \$220 | |





1/2" Mini Thermostatic Valve w/ Volume Control or Diverter

- 2 Handles
- 9" x 4" Plate
- Center-Center 5"
- 6.5 gpm @ 45 psi
- Anti-scald
- Integral Stops and Filters
- Trim Control Can be used with 1-116 or 1-117
- CALGreen Compliant

| Model Number | Description | Finish Pricing Group 1 | Finish Pricing Group 2 |
|--------------|-------------------------------------|------------------------|------------------------|
| 4-376 | Lever Handle Complete Set Trim Only | \$625 | \$1150 |
| 4-382 | Round Handle Complete Set Trim Only | \$625 | \$1150 |
| 1-116 | Valve w/ Volume Control | \$285 | |
| 1-117 | Valve w/ Diverter | \$335 | |



Pressure Balance Tub and Shower Set

- Back to back installation capability
- Anti-scald
- Temperature control within 3.6°F (2°C) of set point even with a 50% water pressure drop
- K807 Shower Head
- Spout c-c 9-3/8"
- Integral Diverter

| | | | |
|-----------------|-------------------------------------|--------|--------|
| PB2141 | Lever Handle Complete Set Trim Only | \$1168 | \$2185 |
| DFPHYID | Valve | \$315 | |
| PB2141TO | Plate & Handle Trim Only | \$575 | \$1035 |



Pressure Balance Tub and Shower Set

- Back to back installation capability
- Anti-scald
- Temperature control within 3.6°F (2°C) of set point even with a 50% water pressure drop
- K807 Shower Head
- Spout c-c 9-3/8"
- Integral Diverter





| | | | |
|-----------------|-------------------------------------|--------|--------|
| PB2361 | Round Handle Complete Set Trim Only | \$1168 | \$2185 |
| DFPHYID | Valve | \$315 | |
| PB2361TO | Plate & Handle Trim Only | \$575 | \$1035 |



Pressure Balance Shower Set

- Temperature control within 3.6°F (2°C) of set point even with a 50% water pressure drop
- Anti-scald
- 2.0 gpm @ max
- K807 Shower Head




| | | | |
|-----------------|-------------------------------------|-------|--------|
| PB3141 | Lever Handle Complete Set Trim Only | \$757 | \$1265 |
| DFPHY | Valve | \$211 | |
| PB3141TO | Plate & Handle Trim Only | \$518 | \$920 |







| | Model Number | Description | Finish Pricing Group 1 | Finish Pricing Group 2 |
|--|-----------------|---|------------------------|------------------------|
| Pressure Balance Shower Set | | | | |
|  | PB3361 | Round Handle Complete Set Trim Only | \$757 | \$1265 |
| | DFPHY | Valve | \$211 | |
| | PB3361T0 | Plate & Handle Trim Only | \$518 | \$920 |
| <ul style="list-style-type: none"> • Temperature control within 3.6°F (2°C) of set point even with a 50% water pressure drop • Anti-scald • 2.0 gpm @ max • K807 Shower Head | | | | |
| 1/2" and 3/4" Thermostatic Shower Trim | | | | |
|  | TH141 | Lever Handle Trim Only | \$518 | \$920 |
| | 34THERM | 3/4" Thermostatic Valve | \$369 | |
| | 1-115 | 1/2" Thermostatic Valve | \$219 | |
| <ul style="list-style-type: none"> • Integral stops and filters • Anti-scald | | | | |
| 1/2" and 3/4" Thermostatic Shower Trim | | | | |
|  | TH361 | Round Handle Trim Only | \$518 | \$920 |
| | 34THERM | 3/4" Thermostatic Valve | \$369 | |
| | 1-115 | 1/2" Thermostatic Valve | \$219 | |
| <ul style="list-style-type: none"> • Integral stops and filters • Anti-scald | | | | |
| Three Handle Tub and Shower Set | | | | |
|  | K2141 | Lever Handles with Round Diverter Handle Complete Set Trim Only | \$1116 | \$1955 |
| | 80951PHY | Valve | \$253 | |
| | | | | |

GEORGIAN & BARCELONA

GEORGIAN &
BARCELONA

BAROQUE








| | Model Number | Description | Finish Pricing Group 1 | Finish Pricing Group 2 |
|--|--|---|------------------------------|------------------------------|
|  | Three Handle Tub and Shower Set | | | |
| | K2361 | Round Handles Complete Set Trim Only | \$1116 | \$1955 |
| | 80951PHY | Valve | \$253 | |
|  | Two Handle Shower Set | | | |
| | K3141 | Lever Handles Complete Set Trim Only | \$692 | \$1150 |
| | 8090536R | Valve (8" c-c) | \$220 | |
|  | Two Handle Shower Set | | | |
| | K3361 | Round Handles Complete Set Trim Only | \$692 | \$1150 |
| | 8090536R | Valve (8" c-c) | \$220 | |
|  | Volume Control/Diverter Trim | | | |
| | 2PV141A | Lever Handle Trim Only | \$270 | \$336 |
| | | Used with 1/2" or 3/4" Volume Control or Diverter | | |







| | Model Number | Description | Finish Pricing Group 1 | Finish Pricing Group 2 |
|---|-----------------|---|------------------------|------------------------|
| Volume Control/Diverter Trim | | | | |
|  | 2PV361A | Round Handle Trim Only | \$317 | \$400 |
| | | <ul style="list-style-type: none"> Used with 1/2" or 3/4" Volume Control or Diverter | | |
| 1/2" In-Line Stop/Volume Control Valve | | | | |
|  | 80607PHY | | \$89 | |
| | | <ul style="list-style-type: none"> For Non-Handed Functions Wall Mount May be ordered in handed pairs for hot and cold installation | | |
| 3/4" In-Line Stop/Volume Control Valve | | | | |
|  | 80002125 | | \$99 | |
| | | <ul style="list-style-type: none"> For Non-Handed Functions Wall Mount May be ordered in handed pairs for hot and cold installation | | |
| 3 Function Wall Diverter Valve | | | | |
|  | 80001820 | | \$164 | |
| | | <ul style="list-style-type: none"> For Non-Handed Functions Wall Mount (1) 1/2" Inlet (3) 1/2" Outlets Cal Green Compliant | | |
| Deck Tub Set with Hand Shower | | | | |
|  | K2141P1 | Lever Handles Complete Set Trim Only | \$1237 | \$2070 |
| | 80001249 | Valve | \$455 | |
| | | <ul style="list-style-type: none"> Hand shower hose length is 59" (1499mm) Integral check valves for backflow protection K5141 Deck Tub Spout, 3/4" Valves, K6526 Hand Shower, and K6005 Deck Bracket Spout c-c 9-3/8" Height 6-3/4" | | |
| Deck Tub Set with Hand Shower | | | | |
|  | K2361P1 | Round Handles Complete Set Trim Only | \$1237 | \$2070 |
| | 80001249 | Valve | \$455 | |
| | | <ul style="list-style-type: none"> Hand shower hose length is 59" (1499mm) Integral check valves for backflow protection K5141 Deck Tub Spout, 3/4" Valves, K6526 Hand Shower, and K6005 Deck Bracket Spout c-c 9-3/8" Height 6-3/4" | | |


GEORGIAN & BARCELONA


GEORGIAN &
BARCELONA

BAROQUE

| | | Model Number | Description | Finish Pricing Group 1 | Finish Pricing Group 2 |
|---|---|-----------------|--------------------------------------|------------------------------|------------------------------|
|  | Deck Tub Set <ul style="list-style-type: none">• K5141 Deck Tub Spout and 3/4" Valves• Spout c-c 9-3/8"• Height 6-3/4" | K1141P | Lever Handles Complete Set Trim Only | \$863 | \$1265 |
| | | 80001248 | Valve | \$242 | |
|  | Deck Tub Set <ul style="list-style-type: none">• K5141 Deck Tub Spout and 3/4" Valves• Spout c-c 9-3/8"• Height 6-3/4" | K1361P | Round Handles Complete Set Trim Only | \$863 | \$1265 |
| | | 80001248 | Valve | \$242 | |
|  | Deck Tub Spout <ul style="list-style-type: none">• Spout c-c 9-3/8"• Height 6-3/4" | K5141 | Spout Only | \$575 | \$920 |
|  | Wall Tub Set <ul style="list-style-type: none">• Spout 7-1/2" | K1141 | Lever Handles Complete Set Trim Only | \$690 | \$1224 |
| | | 8090536R | Valve (8" c-c) | \$220 | |
|  | Wall Tub Set <ul style="list-style-type: none">• Spout 7-1/2" | K1361 | Round Handles Complete Set Trim Only | \$690 | \$1224 |
| | | 8090536R | Valve (8" c-c) | \$220 | |
|  | Wall Tub Spout <ul style="list-style-type: none">• Spout c-c 7-1/2" | K1141X3 | Spout Only | \$345 | \$662 |
|  | Georgian Hand Shower With Hose <ul style="list-style-type: none">• Hand shower hose length is 59" (1499mm) | K6526 | | \$276 | \$460 |

| | | Model Number | Description | Finish Pricing Group 1 | Finish Pricing Group 2 |
|---|----------------------------------|-----------------|-------------|------------------------------|------------------------------|
|  | Paper Holder | | | | |
| | • Mounting screws included | KPG50 | | \$305 | \$521 |
|  | Towel Bars | | | | |
| | 18" Towel Bar | | | | |
| | • Mounting screws included | KPG65 | | \$317 | \$575 |
| | 24" Towel Bar | | | | |
| | • Mounting screws included | KPG70 | | \$317 | \$575 |
| | 30" Towel Bar | | | | |
| | • Mounting screws included | KPG75 | | \$317 | \$575 |
|  | Towel Ring | | | | |
| | • Mounting screws included | KPG40 | | \$171 | \$242 |
|  | Robe Hook | | | | |
| | • Mounting screws included | KPG10 | | \$138 | \$196 |
|  | Wall Mounted Soap Dish | | | | |
| | • Mounting screws included | KPG25 | | \$237 | \$339 |
|  | Wall Mounted Glass Holder | | | | |
| | • Mounting screws included | KPG30 | | \$210 | \$303 |

| | Model Number | Description | Finish Pricing Group 1 | Finish Pricing Group 2 |
|---|---|---------------|------------------------------|------------------------------|
|  | Four Hole Bidet Set | | | |
| | <ul style="list-style-type: none">• Pop-up drain with lift rod and tailpiece• Vertical Spray | | | |
| | K4141 | Lever Handles | \$1150 | \$1840 |





| | | | | |
|---|---|---------------|--------|--------|
|  | Four Hole Bidet Set | | | |
| | <ul style="list-style-type: none">• Pop-up drain with lift rod and tailpiece• Vertical Spray | | | |
| | K4361 | Round Handles | \$1150 | \$1840 |

LOUIS XIV CUT CRYSTAL



LOUIS XIV
CUT CRYSTAL

BAROQUE

| | Model Number | Description | Finish Pricing Group 1 | Finish Pricing Group 2 |
|---|-------------------|--|------------------------|------------------------|
| Widespread Faucet | | | | |
|  | K180 | Cut Crystal Lever Handles | \$995 | \$1873 |
| | | <ul style="list-style-type: none"> • Pop-up drain with lift rod and tailpiece • 1.5 @ 60 psi • Spout c-c 4-3/8" | | |
| Wall Lavatory Set | | | | |
|  | WL180 | Cut Crystal Lever Handles Complete Set Trim Only | \$1034 | \$1447 |
| | 8090536RNL | Valve (8" c-c) | \$220 | |
| 1/2" Mini Thermostatic Valve w/ Volume Control or Diverter | | | | |
|  | 4-400 | Cut Crystal Lever Handle Complete Set Trim Only | \$780 | \$1300 |
| | 1-116 | Valve w/ Volume Control | \$285 | |
| | 1-117 | Valve w/ Diverter | \$335 | |
| Pressure Balance Tub and Shower Set | | | | |
|  | PB2180 | Cut Crystal Lever Handle Complete Set Trim Only | \$1283 | \$2070 |
| | DFPHYID | Valve | \$315 | |
| | PB2180TO | Plate & Handle Trim Only | \$748 | \$1093 |
| | | <ul style="list-style-type: none"> • Back to back installation capability • Anti-scald • Temperature control within 3.6°F (2°C) of set point even with a 50% water pressure drop • K807 Shower Head • Spout c-c 9-3/8" • Integral Diverter | | |

LOUIS XIV CUT CRYSTAL



Pressure Balance Shower Set

- Temperature control within 3.6°F (2°C) of set point even with a 50% water pressure drop
- Anti-scald
- 2.0 gpm @ max
- K807 Shower Head

| Model Number | Description | Finish Pricing Group 1 | Finish Pricing Group 2 |
|-----------------|---|------------------------|------------------------|
| PB3180 | Cut Crystal Lever Handle Complete Set Trim Only | \$978 | \$1380 |
| DFPHY | Valve | \$211 | |
| PB3180T0 | Plate & Handle Trim Only | \$633 | \$1035 |



1/2" and 3/4" Thermostatic Shower Set

- Integral stops and filters
- Anti-scald

| | | | |
|----------------|------------------------------------|-------|--------|
| TH180 | Cut Crystal Lever Handle Trim Only | \$633 | \$1035 |
| 34THERM | 3/4" Thermostatic Valve | \$369 | |
| 1-115 | 1/2" Thermostatic Valve | \$219 | |



Three Handle Tub and Shower Set

- K807 Shower Head
- Spout c-c 9-3/8"

| | | | |
|-----------------|---|--------|--------|
| K2180 | Cut Crystal Lever Handles with Round Diverter Handle Complete Set Trim Only | \$1283 | \$2070 |
| 80951PHY | Valve | \$253 | |



Two Handle Shower Set

- 2.0 gpm @ max
- K807 Shower Head






| | | | |
|-----------------|-------------------------------------|-------|--------|
| K3180 | Cut Crystal Lever Handles Trim Only | \$920 | \$1323 |
| 8090536R | Valve (8" c-c) | \$220 | |



Volume Control/Diverter Trim

- Used with 1/2" or 3/4" Volume Control or Diverter











| | | | |
|----------------|------------------------------------|-------|-------|
| 2PV180A | Cut Crystal Lever Handle Trim Only | \$339 | \$432 |
|----------------|------------------------------------|-------|-------|







| | Model Number | Description | Finish Pricing Group 1 | Finish Pricing Group 2 |
|---|---|---|------------------------|------------------------|
|  | 1/2" In-Line Stop/Volume Control Valve | | | |
| | 80607PHY | <ul style="list-style-type: none"> For Non-Handed Functions Wall Mount May be ordered in handed pairs for hot and cold installation | \$89 | |
|  | 3/4" In-Line Stop/Volume Control Valve | | | |
| | 80002125 | <ul style="list-style-type: none"> For Non-Handed Functions Wall Mount May be ordered in handed pairs for hot and cold installation | \$99 | |
|  | 3 Function Wall Diverter Valve | | | |
| | 80001820 | <ul style="list-style-type: none"> For Non-Handed Functions Wall Mount (1) 1/2" Inlet (3) 1/2" Outlets Cal Green Compliant | \$164 | |
|  | Deck Tub Set with Hand Shower | | | |
| | K2180G1 | Cut Crystal Lever Handles Complete Set | \$2113 | \$3565 |
| | 80001249 | Trim Only | | |
|  | Deck Tub Set | | | |
| | K1180G | Cut Crystal Lever Handles Complete Set | \$1760 | \$2974 |
| | 80001248 | Trim Only | | |
|  | Deck Tub Spout | | | |
| | K5123 | Spout Only | \$1380 | \$2415 |
| | | | | |


LOUIS XIV CUT CRYSTAL

LOUIS XIV
CUT CRYSTAL

BAROQUE

| | | Model Number | Description | Finish Pricing Group 1 | Finish Pricing Group 2 |
|---|---|-----------------|--|------------------------------|------------------------------|
|  | Wall Tub Set <ul style="list-style-type: none">• Spout c-c 5" | K1180 | Cut Crystal Lever Handles Complete Set Trim Only | \$1229 | \$1717 |
| | | 8090536R | Valve (8" c-c) | \$220 | |
|  | Wall Tub Spout <ul style="list-style-type: none">• Spout c-c 5" | K1180X3 | Spout Only | \$826 | \$1259 |
|  | Paper Holder <ul style="list-style-type: none">• Mounting screws included | KE50 | Cut Crystal | \$518 | \$892 |
|  | Paper Holder <ul style="list-style-type: none">• Mounting screws included | KS50 | Swan | \$400 | \$598 |
|  | 18" Towel Bar <ul style="list-style-type: none">• Mounting screws included | KE65 | Cut Crystal | \$529 | \$978 |
|  | 18" Towel Bar <ul style="list-style-type: none">• Mounting screws included | KS65 | Swan | \$411 | \$598 |
|  | 24" Towel Bar <ul style="list-style-type: none">• Mounting screws included | KE70 | Cut Crystal | \$529 | \$978 |
|  | 24" Towel Bar <ul style="list-style-type: none">• Mounting screws included | KS70 | Swan | \$411 | \$617 |
|  | 30" Towel Bar <ul style="list-style-type: none">• Mounting screws included | KE75 | Cut Crystal | \$529 | \$978 |
|  | 30" Towel Bar <ul style="list-style-type: none">• Mounting screws included | KS75 | Swan | \$411 | \$634 |

| | | Model Number | Description | Finish Pricing Group 1 | Finish Pricing Group 2 |
|---|----------------------------------|-----------------|-------------|------------------------------|------------------------------|
|  | Towel Ring | | | | |
| | • Mounting screws included | KE40 | Cut Crystal | \$241 | \$364 |
|  | Towel Ring | | | | |
| | • Mounting screws included | KS40 | Swan | \$237 | \$358 |
|  | Robe Hook | | | | |
| | • Mounting screws included | KE10 | Cut Crystal | \$206 | \$312 |
|  | Robe Hook | | | | |
| | • Mounting screws included | KS10 | Swan | \$159 | \$233 |
|  | Wall Mounted Soap Dish | | | | |
| | • Mounting screws included | KE25 | Cut Crystal | \$333 | \$472 |
|  | Wall Mounted Glass Holder | | | | |
| | • Mounting screws included | KE30 | Cut Crystal | \$304 | \$429 |

| | Model Number | Description | Finish Pricing Group 1 | Finish Pricing Group 2 |
|---|----------------------------|---------------------------|------------------------------|------------------------------|
|  | Four Hole Bidet Set | | | |
| | K4180 | Cut Crystal Lever Handles | \$1380 | \$2441 |

- Pop-up drain with lift rod and tailpiece
- Vertical Spray

MAISON



| Model Number | Description | Finish Pricing Group 1 | Finish Pricing Group 2 |
|--------------|-------------|------------------------|------------------------|
|--------------|-------------|------------------------|------------------------|

Widespread Faucet

- 1.5 gpm @ 60 psi
- Spout Center-Center 6-7/8"
- Height 6-3/8"

| | | | |
|--------|---------------|-------|--------|
| 164-01 | Blade Handles | \$925 | \$1800 |
|--------|---------------|-------|--------|



Wall Lavatory Set

- 1.5 gpm @ 60 psi
- Spout Center-Center 6-7/8"
- Pop-up drain not included

| | | | |
|------------|--------------------------------------|-------|--------|
| 164-11 | Blade Handles Complete Set Trim Only | \$725 | \$1700 |
| 8090536RNL | Wall Lavatory Set Valve | \$220 | |
| 901-1 | Grid Drain | \$130 | \$220 |



1/2" Mini Thermostatic Valve w/ Volume Control or Diverter

- 2 Handles
- 9" x 4" Plate
- Center-Center 5"
- 6.5 gpm @ 45 psi
- Anti-scald
- Integral Stops and Filters
- Trim Control can be used with 1-116 or 1-117
- CALGreen Compliant

| | | | |
|-------|--------------------------------------|-------|--------|
| 4-311 | Blade Handles Complete Set Trim Only | \$650 | \$1300 |
| 1-116 | Valve w/ Volume Control | \$285 | |
| 1-117 | Valve w/ Diverter | \$335 | |



1/2" Mini Thermostatic Shower Trim

- 6" x 6" Plate
- 6.5 gpm @ 45 psi
- Anti-scald
- Integral Stops and Filters
- Requires Separate Volume Control Valve and/or Multi Function Diverter

| | | | |
|----------|--------------------------------------|-------|--------|
| 4-469 | Blade Handles Complete Set Trim Only | \$550 | \$1100 |
| 1-115 | 1/2" Thermostatic Valve | \$219 | |
| 80607PHY | 1/2" Volume Control | \$89 | |
| 80001820 | 3 Function Wall Diverter | \$164 | |





3/4" Thermostatic Shower Trim

- 6" x 6" Plate
- 12 gpm @ 45 psi
- Anti-scald
- Integral Stops and Filters
- Requires Separate Volume Control or Diverter

| Model Number | Description | Finish Pricing Group 1 | Finish Pricing Group 2 |
|-----------------|--------------------------|------------------------|------------------------|
| 4-469 | Blade Handle Trim Only | \$550 | \$1100 |
| 34THERM | 3/4" Thermostatic Valve | \$369 | |
| 80002125 | 3/4" Volume Control | \$99 | |
| 80001820 | 3 Function Wall Diverter | \$164 | |



Volume Control/Diverter Trim

| | | | |
|-----------------|--------------------------|-------|-------|
| 164-35 | Blade Handle Trim Only | \$300 | \$600 |
| 80002125 | 3/4" Volume Control | \$99 | |
| 80607PHY | 1/2" Volume Control | \$89 | |
| 80001820 | 3 Function Wall Diverter | \$164 | |



Pressure Balance Shower Set

- 6" x 6" Plate
- 6.5 gpm @ 45 psi
- Anti-scald
- Shower Head @ 2.0 gpm

| | | | |
|---------------|-------------------------------------|-------|--------|
| 164-21 | Blade Handle Complete Set Trim Only | \$750 | \$1400 |
| DFPHY | 1/2" Pressure Balance Valve | \$211 | |



Pressure Balance Shower Plate & Handle Trim

- Less Head, Arm & Flange
- 6" x 6" Plate
- 6.5 gpm @ 45 psi
- Anti-scald

| | | | |
|--------------|-----------------------------|-------|--------|
| 4-469 | Blade Handle Trim Only | \$550 | \$1100 |
| DFPHY | 1/2" Pressure Balance Valve | \$211 | |



Pressure Balance Tub & Shower Kit

- 6" x 6" Plate
- 6.5 gpm @ 45 psi
- Anti-scald
- Integral Diverter
- Spout Center-Center 6-7/8"
- Shower Head @ 2.0 gpm

| | | | |
|----------------|--|-------|--------|
| 164-26 | Blade Handle Complete Set Trim Only | \$900 | \$1800 |
| DFPHYID | Pressure Balance Tub & Shower Diverter Valve | \$315 | |



Pressure Balance Shower & Diverter Set (Less Spout)



- 6.5 gpm @ 45 psi
- Anti-scald
- Integral Diverter
- Wall Tub Spout not included
- Shower Head @ 2.0 gpm

| Model Number | Description | Finish Pricing Group 1 | Finish Pricing Group 2 |
|----------------|--|------------------------|------------------------|
| 4-471 | Blade Handle Complete Set Trim Only | \$810 | \$1625 |
| DFPHYID | Pressure Balance Tub & Shower Diverter Valve | \$315 | |

Pressure Balance Shower Plate w/ Diverter & Handle Trim Set



- 6.5 gpm @ 45 psi
- Anti-scald
- Integral Diverter
- Wall Tub Spout not included
- Head, Arm & Flange not included

| Model Number | Description | Finish Pricing Group 1 | Finish Pricing Group 2 |
|----------------|--|------------------------|------------------------|
| 4-470 | Blade Handle Trim Only | \$600 | \$1200 |
| DFPHYID | Pressure Balance Tub & Shower Diverter Valve | \$315 | |

Deck Tub Set



- Spout Center-Center 9"
- Height 6-3/8"

| Model Number | Description | Finish Pricing Group 1 | Finish Pricing Group 2 |
|-----------------|--------------------------------------|------------------------|------------------------|
| 164-40 | Blade Handles Complete Set Trim Only | \$900 | \$1800 |
| 80001248 | Deck Tub Set Valve | \$242 | |

Deck Tub w/ Hand Shower



- Includes Handle Trim, Hand Shower, 59" Finished Hose and Deck Flange Trim

| Model Number | Description | Finish Pricing Group 1 | Finish Pricing Group 2 |
|-----------------|-------------------------------------|------------------------|------------------------|
| 164-48 | Blade Handle Complete Set Trim Only | \$1350 | \$2700 |
| 80001249 | Deck Tub Set w/ Hand Shower Valve | \$455 | |

Wall Tub Set

- Spout Center-Center 8"



| Model Number | Description | Finish Pricing Group 1 | Finish Pricing Group 2 |
|--------------|--------------------------------------|------------------------|------------------------|
| 164-56 | Blade Handles Complete Set Trim Only | \$725 | \$1700 |
| 8090536R | Wall Shower/Wall Tub Valve | \$220 | |

Floor Mount Set

- Spout Center-Center 10-1/2"
- Spout Height 35-1/2"



| | | | |
|--------|--|-------|--------|
| 164-52 | | \$950 | \$1700 |
|--------|--|-------|--------|

Four Hole Bidet Set

- Pop-up drain with lift rod and tailpiece
- Vertical Spray



| | | | |
|--------|---------------|--------|--------|
| 164-60 | Blade Handles | \$1125 | \$2400 |
|--------|---------------|--------|--------|

Paper Holder

- Mounting screws included











| | | | |
|--------|----------|-------|-------|
| 164-73 | MAISON | \$300 | \$500 |
| 163-73 | COURONNE | \$179 | \$321 |

Single Post Paper Holder

- Mounting screws included



| | | | |
|--------|----------|-------|-------|
| 164-74 | MAISON | \$250 | \$450 |
| 163-74 | COURONNE | \$168 | \$302 |

| | | Model Number | Description | Finish Pricing Group 1 | Finish Pricing Group 2 |
|--|----------------------------|-----------------|------------------------------|------------------------------|------------------------------|
|   | Towel Bars | | | | |
| | 18" Towel Bar | 164-70 | MAISON | \$335 | \$575 |
| | | 163-70 | COURONNE | \$260 | \$520 |
| | 24" Towel Bar | 164-71 | MAISON | \$335 | \$575 |
| | | 163-71 | COURONNE | \$260 | \$520 |
| | 30" Towel Bar | 164-72 | MAISON | \$335 | \$575 |
| | | 163-72 | COURONNE | \$260 | \$520 |
|   | Towel Ring | | | | |
| | • Mounting screws included | 164-75 | MAISON | \$250 | \$450 |
| | • 6" Ring Diameter | 163-75 | COURONNE | \$220 | \$440 |
|   | Robe Hook | | | | |
| | • Mounting screws included | 164-76 | MAISON | \$125 | \$250 |
| | | 163-76 | COURONNE | \$175 | \$358 |
|  | Cabinet Knob | | | | |
| | • Mounting screws included | 163-90 | | \$45 | \$90 |
|  | Shower Pull | | | | |
| | • Mounting Kit included | 164-92 | Single Mount w/ Inside Knob | \$600 | |
| | • 8" Center-Center | 164-93 | Back to Back Shower Pull Set | \$1200 | |

PHYLIRICH[®]

MARVELLE



| Model Number | Description | Finish Pricing Group 1 | Finish Pricing Group 2 |
|--------------|-------------|------------------------|------------------------|
|--------------|-------------|------------------------|------------------------|

Widespread Faucet

- 1.5 gpm @ 60 psi
- Spout Center-Center 6"
- Height 5-3/4"

| | | | |
|--------|---------------|-------|--------|
| 162-01 | Cross Handles | \$995 | \$2000 |
|--------|---------------|-------|--------|



Widespread Faucet

- 1.5 gpm @ 60 psi
- Spout Center-Center 6"
- Height 5-3/4"

| | | | |
|--------|---------------|-------|--------|
| 162-02 | Lever Handles | \$995 | \$2000 |
|--------|---------------|-------|--------|



Wall Lavatory Set

- 1.5 gpm @ 60 psi
- Spout Center-Center 9-1/2"
- Pop-up drain not included

| | | | |
|------------|--------------------------------------|-------|--------|
| 162-11 | Cross Handles Complete Set Trim Only | \$800 | \$2000 |
| 8090536RNL | Wall Lavatory Set Valve | \$220 | |
| 901-1 | Grid Drain | \$130 | \$220 |



Wall Lavatory Set

- 1.5 gpm @ 60 psi
- Spout Center-Center 9-1/2"
- Pop-up drain not included

| | | | |
|------------|--------------------------------------|-------|--------|
| 162-12 | Lever Handles Complete Set Trim Only | \$800 | \$2000 |
| 8090536RNL | Wall Lavatory Set Valve | \$220 | |
| 901-1 | Grid Drain | \$130 | \$220 |





1/2" Mini Thermostatic Valve w/ Volume Control or Diverter

- 2 Handles
- 9" x 4" Plate
- Center-Center 5"
- 6.5 gpm @ 45 psi
- Anti-scald
- Integral Stops and Filters
- Trim Control can be used with 1-116 or 1-117
- CALGreen Compliant

| Model Number | Description | Finish Pricing Group 1 | Finish Pricing Group 2 |
|--------------|--------------------------------------|------------------------|------------------------|
| 4-293 | Cross Handles Complete Set Trim Only | \$995 | \$2000 |
| 4-299 | Lever Handles Complete Set Trim Only | \$995 | \$2000 |
| 1-116 | Valve w/ Volume Control | \$285 | |
| 1-117 | Valve w/ Diverter | \$335 | |



1/2" Mini Thermostatic Shower Trim

- 6" x 6" Plate
- 6.5 gpm @ 45 psi
- Anti-scald
- Integral Stops and Filters
- Requires Separate Volume Control Valve and/or Multi-Function Diverter

| | | | |
|-----------------|--------------------------|-------|--------|
| 4-475 | Cross Handles Trim Only | \$750 | \$1500 |
| 4-476 | Lever Handles Trim Only | \$750 | \$1500 |
| 1-115 | 1/2" Thermostatic Valve | \$219 | |
| 80607PHY | 1/2" Volume Control | \$89 | |
| 80001820 | 3 Function Wall Diverter | \$164 | |



3/4" Thermostatic Shower Trim

- 6" x 6" Plate
- 12 gpm @ 45 psi
- Anti-scald
- Integral Stops and Filters
- Requires Separate Volume Control Valve

| | | | |
|-----------------|--------------------------|-------|--------|
| 4-475 | Cross Handle Trim Only | \$750 | \$1800 |
| 4-476 | Lever Handle Trim Only | \$750 | \$1800 |
| 34THERM | 3/4" Thermostatic Valve | \$369 | |
| 80002125 | 3/4" Volume Control | \$99 | |
| 80001820 | 3 Function Wall Diverter | \$164 | |

Volume Control/Diverter Trim



| | | | |
|-----------------|--------------------------|-------|-------|
| 162-35 | Cross Handle Trim Only | \$350 | \$700 |
| 80002125 | 3/4" Volume Control | \$99 | |
| 80607PHY | 1/2" Volume Control | \$89 | |
| 80001820 | 3 Function Wall Diverter | \$164 | |

Volume Control/Diverter Trim



| | | | |
|-----------------|--------------------------|-------|-------|
| 162-36 | Lever Handle Trim Only | \$350 | \$700 |
| 80002125 | 3/4" Volume Control | \$99 | |
| 80607PHY | 1/2" Volume Control | \$89 | |
| 80001820 | 3 Function Wall Diverter | \$164 | |

Model
Number

Description

Finish
Pricing
Group 1Finish
Pricing
Group 2**Pressure Balance Shower Set**

- 6" x 6" Plate
- 6.5 gpm @ 45 psi
- Anti-scald
- Shower Head @ 2.0 gpm

| | | | |
|---------------|-----------------------------|--------|--------|
| 162-21 | Cross Handle Trim Only | \$1000 | \$2000 |
| 162-22 | Lever Handle Trim Only | \$1000 | \$2000 |
| DFPHY | 1/2" Pressure Balance Valve | \$211 | |

Pressure Balance Shower Plate & Handle Trim

- Less Head, Arm & Flange
- 6" x 6" Plate
- 6.5 gpm @ 45 psi
- Anti-scald

| | | | |
|--------------|-----------------------------|-------|--------|
| 4-475 | Cross Handle Trim Only | \$750 | \$1500 |
| 4-476 | Lever Handle Trim Only | \$750 | \$1500 |
| DFPHY | 1/2" Pressure Balance Valve | \$211 | |

Pressure Balance Tub & Shower Kit

- 6" x 6" Plate
- 6.5 gpm @ 45 psi
- Anti-scald
- Integral Diverter
- Spout Center-Center 9-1/2"
- Shower Head @ 2.0 gpm

| | | | |
|----------------|--|--------|--------|
| 162-26 | Cross Handle Complete Set Trim Only | \$1400 | \$2800 |
| 162-27 | Lever Handle Complete Set Trim Only | \$1400 | \$2800 |
| DFPHYID | Pressure Balance Tub & Shower Diverter Valve | \$315 | |

Pressure Balance Shower & Diverter Set (Less Spout)







- 6.5 gpm @ 45 psi
- Anti-scald
- Integral Diverter
- Wall Tub Spout not included
- Shower Head @ 2.0 gpm









| | | | |
|----------------|--|-------|--------|
| 4-477 | Cross Handle Complete Set Trim Only | \$750 | \$1700 |
| 4-478 | Lever Handle Complete Set Trim Only | \$750 | \$1700 |
| DFPHYID | Pressure Balance Tub & Shower Diverter Valve | \$315 | |

Pressure Balance Shower Plate w/ Diverter & Handle Trim Set

- 6.5 gpm @ 45 psi
- Anti-scald
- Integral Diverter
- Wall Tub Spout not included
- Head, Arm & Flange not included

| | | | |
|----------------|--|-------|--------|
| 4-479 | Cross Handle Trim Only | \$750 | \$1800 |
| 4-480 | Lever Handle Trim Only | \$750 | \$1800 |
| DFPHYID | Pressure Balance Tub & Shower Diverter Valve | \$315 | |

| | Model Number | Description | Finish Pricing Group 1 | Finish Pricing Group 2 |
|---|-------------------|--------------------------------------|------------------------|------------------------|
| Deck Tub Set | | | | |
|  | 162-40 | Cross Handles Complete Set Trim Only | \$1200 | \$2400 |
| | 162-41 | Lever Handles Complete Set Trim Only | \$1200 | \$2400 |
| | 80001248 | Deck Tub Set Valve | \$242 | |
| Deck Tub w/ Hand Shower | | | | |
|  | 162-48 | Cross Handle Complete Set Trim Only | \$1800 | \$3000 |
| | 162-49 | Lever Handle Complete Set Trim Only | \$1800 | \$3000 |
| | 80001249 | Deck Tub Set w/ Hand Shower Valve | \$455 | |
| Wall Tub Set | | | | |
|  | 162-56 | Cross Handles Complete Set Trim Only | \$800 | \$2000 |
| | 162-57 | Lever Handles Complete Set Trim Only | \$800 | \$2000 |
| | 8090536R | Wall Shower/Wall Tub Valve | \$220 | |
| Floor Mount Tub Spout | | | | |
|  | 162-52 | Spout Center-Center 10-1/2" | \$950 | \$3200 |
| Old Tyme | | | | |
|  | 162-60 | Cross Handles | \$1200 | \$2400 |
| | 162-62 | Lever Handles | \$1200 | \$2400 |
| | 3-307 | Deck Riser | \$1200 | \$2400 |
| | K2930XFR30 | 30" Floor Riser | \$1200 | \$2400 |
| | K2930XFR36 | 36" Floor Riser | \$1200 | \$2400 |
| Four Hole Bidet Set | | | | |
|  | 162-60 | Cross Handles | \$1200 | \$2400 |
| | 162-61 | Lever Handles | \$1200 | \$2400 |

| | | Model Number | Description | Finish Pricing Group 1 | Finish Pricing Group 2 |
|---|--|-----------------|-------------|------------------------------|------------------------------|
|  | Paper Holder | | | | |
| | <ul style="list-style-type: none"> • Mounting screws included | 162-73 | | \$250 | \$500 |
|  | Single Post Paper Holder | | | | |
| | <ul style="list-style-type: none"> • Mounting screws included | 162-74 | | \$220 | \$440 |
|  | Towel Bars | | | | |
| | 18" Towel Bar | 162-70 | | \$260 | \$520 |
| | 24" Towel Bar | 162-71 | | \$260 | \$520 |
| | 30" Towel Bar | 162-72 | | \$260 | \$520 |
|  | Towel Ring | | | | |
| | <ul style="list-style-type: none"> • Mounting screws included • 6" Ring Diameter | 162-75 | | \$220 | \$440 |
|  | Robe Hook | | | | |
| | <ul style="list-style-type: none"> • Mounting screws included | 162-76 | | \$175 | \$358 |
|    | Cabinet Knob | | | | |
| | <ul style="list-style-type: none"> • Mounting screws included | 162-90 | | \$45 | \$90 |
| | | 162-91 | | \$55 | \$110 |
| | | 162-92 | | \$65 | \$125 |

PHYL RICH[®]

REGENT CUT CRYSTAL



| Model Number | Description | Finish Pricing Group 1 | Finish Pricing Group 2 |
|--------------|-------------|------------------------|------------------------|
|--------------|-------------|------------------------|------------------------|

Widespread Faucet



- Pop-up drain with lift rod and tailpiece
- 1.5 gpm @ 60 psi
- Spout c-c 5-1/8"
- Height 3-5/8"

| | | | |
|-------------|---------------------------|-------|--------|
| K181 | Cut Crystal Lever Handles | \$995 | \$1873 |
|-------------|---------------------------|-------|--------|

Widespread Faucet



- Pop-up drain with lift rod and tailpiece
- 1.5 gpm @ 60 psi
- Spout c-c 5-1/2"
- Height 5-3/8"

| | | | |
|-------------|---------------------------|-------|--------|
| K280 | Cut Crystal Lever Handles | \$995 | \$1873 |
|-------------|---------------------------|-------|--------|

Wall Lavatory Set



- 1.5 gpm @ 60 psi
- Spout c-c 9-1/2"
- Height 5-3/8"

| | | | |
|-------------------|--|--------|--------|
| WL181 | Cut Crystal Lever Handles Complete Set Trim Only | \$1272 | \$1840 |
| 8090536RNL | Valve (8" c-c) | \$220 | |

1/2" Mini Thermostatic Valve w/ Volume Control or Diverter



- 2 Handles
- 9" x 4" Plate
- Center-Center 5"
- 6.5 gpm @ 45 psi
- Anti-scald
- Integral Stops and Filters
- Trim Control Can be used with 1-116 or 1-117
- CALGreen Compliant

| | | | |
|--------------|---|-------|--------|
| 4-206 | Cut Crystal Lever Handle Complete Set Trim Only | \$780 | \$1300 |
| 1-116 | Valve w/ Volume Control | \$285 | |
| 1-117 | Valve w/ Diverter | \$335 | |

REGENT CUT CRYSTAL

REGENT
CUT CRYSTAL

BAROQUE



Pressure Balance Tub and Shower Set

- Back to back installation capability
- Anti-Scald
- Temperature control within 3.6°F (2°C) of set point even with a 50% water pressure drop
- K803 Shower Head
- Spout c-c 9-3/8"
- Integral Diverter

| Model Number | Description | Finish Pricing Group 1 | Finish Pricing Group 2 |
|-----------------|---|------------------------|------------------------|
| PB2181 | Cut Crystal Lever Handle Complete Set Trim Only | \$1168 | \$1955 |
| DFPHYID | Valve | \$315 | |
| PB2181T0 | Plate & Handle Trim Only | \$748 | \$1093 |



Pressure Balance Shower Set

- Temperature control within 3.6°F (2°C) of set point even with a 50% water pressure drop
- Anti-Scald
- 2.0 gpm @ max
- K803 Shower Head

| | | | |
|-----------------|---|-------|--------|
| PB3181 | Cut Crystal Lever Handle Complete Set Trim Only | \$863 | \$1380 |
| DFPHY | Valve | \$211 | |
| PB3181T0 | Plate & Handle Trim Only | \$633 | \$1035 |



1/2" and 3/4" Thermostatic Shower Trim

- Integral stops and filters
- Anti-Scald

| | | | |
|----------------|------------------------------------|-------|--------|
| TH181 | Cut Crystal Lever Handle Trim Only | \$633 | \$1035 |
| 34THERM | 3/4" Thermostatic Valve | \$369 | |
| 1-115 | 1/2" Thermostatic Valve | \$219 | |









Three Handle Tub and Shower Set

- K803 Shower Head
- Spout c-c 9-3/8"

| | | | |
|-----------------|---|--------|--------|
| K2181 | Cut Crystal Lever Handles with Round Diverter Handle Complete Set Trim Only | \$1168 | \$1955 |
| 80951PHY | Valve | \$253 | |














| | Model Number | Description | Finish Pricing Group 1 | Finish Pricing Group 2 |
|---|---|--|------------------------|------------------------|
|  | Two Handle Shower Set | | | |
| | K3181 | Cut Crystal Lever Handles Complete Set Trim Only | \$805 | \$1323 |
| | 8090536R | Valve (8" c-c) | \$220 | |
|  | Volume Control/Diverter Trim | | | |
| | 2PV181A | Cut Crystal Lever Handle Trim Only | \$345 | \$442 |
|  | 1/2" In-Line Stop/Volume Control Valve | | | |
| | 80607PHY | | \$89 | |
|  | 3/4" In-Line Stop/Volume Control Valve | | | |
| | 80002125 | | \$99 | |
|  | 3 Function Wall Diverter Valve | | | |
| | 80001820 | | \$164 | |
|  | Deck Tub Set with Hand Shower | | | |
| | K2181P1 | Cut Crystal Lever Handles Complete Set Trim Only | \$1538 | \$2760 |
| | 80001249 | Valve | \$455 | |

REGENT CUT CRYSTAL

REGENT
CUT CRYSTAL

BAROQUE






| | | Model Number | Description | Finish Pricing Group 1 | Finish Pricing Group 2 |
|---|--|-----------------|--|------------------------------|------------------------------|
|  | Deck Tub Set | | | | |
| | • K5141 Deck Tub Spout and 3/4" Valves | K1181P | Cut Crystal Lever Handles Complete Set Trim Only | \$1070 | \$1927 |
| | • Spout c-c 9-5/8" | 80001248 | Valve | \$242 | |
|  | Deck Tub Spout | | | | |
| | • Spout c-c 9-5/8" | K5141 | Spout Only | \$575 | \$920 |
|  | Wall Tub Set | | | | |
| | • Spout c-c 7-1/2" | K1181 | Cut Crystal Lever Handles Trim Only | \$1272 | \$1840 |
| | | 8090536R | Valve (8" c-c) | \$220 | |
|  | Wall Tub Spout | | | | |
| | • Spout c-c 7-1/2" | K1141X3 | Spout Only | \$345 | \$662 |
|  | Paper Holder | | | | |
| | • Mounting screws included | KES50 | Cut Crystal | \$511 | \$768 |
|  | Towel Bars | | | | |
| | 18" Towel Bar | | | | |
| | • Mounting screws included | KES65 | Cut Crystal | \$524 | \$786 |
| | 24" Towel Bar | | | | |
| | • Mounting screws included | KES70 | Cut Crystal | \$524 | \$786 |
| | 30" Towel Bar | | | | |
| | • Mounting screws included | KES75 | Cut Crystal | \$524 | \$786 |
|  | Towel Ring | | | | |
| | • Mounting screws included | KES40 | Cut Crystal | \$257 | \$387 |

| | | Model Number | Description | Finish Pricing Group 1 | Finish Pricing Group 2 |
|--|--|-----------------|---------------------------|------------------------------|------------------------------|
|  | Robe Hook | | | | |
| | <ul style="list-style-type: none"> Mounting screws included | KES10 | Cut Crystal | \$222 | \$337 |
|  | Wall Mounted Soap Dish | | | | |
| | <ul style="list-style-type: none"> Mounting screws included | KES25 | Cut Crystal | \$304 | \$428 |
|  | Wall Mounted Glass Holder | | | | |
| | <ul style="list-style-type: none"> Mounting screws included | KES30 | Cut Crystal | \$299 | \$424 |
|  | Four Hole Bidet Set | | | | |
| | <ul style="list-style-type: none"> Pop-up drain with lift rod and tailpiece Vertical Spray | K4181 | Cut Crystal Lever Handles | \$1553 | \$2528 |

PHYL RICH[®]

RIBBON & REED



| | Model Number | Description | Finish Pricing Group 1 | Finish Pricing Group 2 |
|---|--------------|--------------------------------------|------------------------|------------------------|
| Widespread Faucet | | | | |
|  | K137 | Lever Handles | \$978 | \$1552 |
| | | | | |
| <ul style="list-style-type: none">• Pop-up drain with lift rod and tailpiece• 1.5 gpm @ 60 psi• Spout c-c 5-7/8"• Height 3-5/8" | | | | |
| Widespread Faucet | | | | |
|  | K337 | Lever Handles | \$978 | \$1552 |
| | | | | |
| <ul style="list-style-type: none">• Pop-up drain with lift rod and tailpiece• 1.5 gpm @ 60 psi• Spout c-c 5-1/2"• Height 6-3/8" | | | | |
| Wall Lavatory Set | | | | |
|  | WL137 | Lever Handles Complete Set Trim Only | \$1027 | \$2013 |
| | 8090536RNL | Valve (8" c-c) | \$220 | |
| 1/2" Mini Thermostatic Valve w/ Volume Contol or Diverter | | | | |
|  | 4-435 | Lever Handle Complete Set Trim Only | \$725 | \$1300 |
| | 1-116 | Valve w/ Volume Control | \$285 | |
| | 1-117 | Valve w/ Diverter | \$335 | |
| <ul style="list-style-type: none">• 2 Handles• 9" x 4" Plate• Center-Center 5"• 6.5 gpm @ 45 psi• Anti-scald• Integral Stops and Filters• Trim Control Can be used with 1-116 or 1-117• CALGreen Compliant | | | | |
| Pressure Balance Tub and Shower Set | | | | |
|  | PB2137 | Lever Handle Complete Set Trim Only | \$1225 | \$2760 |
| | DFPHYID | Valve | \$315 | |
| | PB2137T0 | Plate & Handle Trim Only | \$662 | \$920 |
| <ul style="list-style-type: none">• Back to back installation capability• Anti-Scald• Temperature control within 3.6°F (2°C) of set point even with a 50% water pressure drop• K807 Shower Head• Spout c-c 9-3/8"• Integral Diverter | | | | |



Pressure Balance Shower Set

- Temperature control within 3.6°F (2°C) of set point even with a 50% water pressure drop
- Anti-Scald
- 2.0 gpm @ max
- K807 Shower Head

| Model Number | Description | Finish Pricing Group 1 | Finish Pricing Group 2 |
|-----------------|-------------------------------------|------------------------|------------------------|
| PB3137 | Lever Handle Complete Set Trim Only | \$872 | \$1495 |
| DFPHY | Valve | \$315 | |
| PB3137T0 | Plate & Handle Trim Only | \$633 | \$863 |



1/2" and 3/4" Thermostatic Shower Trim

- Integral stops and filters
- Anti-scald

| | | | |
|----------------|-------------------------|-------|-------|
| TH137 | Lever Handle Trim Only | \$633 | \$979 |
| 34THERM | 3/4" Thermostatic Valve | \$369 | |
| 1-115 | 1/2" Thermostatic Valve | \$219 | |



Three Handle Tub and Shower Set

- K807 Shower Head
- Spout c-c 9-3/8"

| | | | |
|-----------------|---|--------|--------|
| K2137 | Lever Handles with Round Diverter Handle Complete Set Trim Only | \$1225 | \$2415 |
| 80951PHY | Valve | \$253 | |



Two Handle Shower Set

- 2.0 gpm @ max
- K807 Shower Head

| | | | |
|-----------------|--------------------------------------|--------|--------|
| K3137 | Lever Handles Complete Set Trim Only | \$1035 | \$1668 |
| 8090536R | Valve (8" c-c) | \$220 | |












Volume Control/Diverter Trim


- Used with 1/2" or 3/4" Volume Control or Diverter


| | | | |
|----------------|------------------------|-------|-------|
| 2PV137A | Lever Handle Trim Only | \$304 | \$386 |
|----------------|------------------------|-------|-------|

| | Model Number | Description | Finish Pricing Group 1 | Finish Pricing Group 2 |
|---|--|---|------------------------|------------------------|
|  | 1/2" In-Line Stop/Volume Control Valve | | | |
| | 80607PHY | <ul style="list-style-type: none"> For Non-Handed Functions Wall Mount May be ordered in handed pairs for hot and cold installation | \$89 | |
|  | 3/4" In-Line Stop/Volume Control Valve | | | |
| | 80002125 | <ul style="list-style-type: none"> For Non-Handed Functions Wall Mount May be ordered in handed pairs for hot and cold installation | \$99 | |
|  | 3 Function Wall Diverter Valve | | | |
| | 80001820 | <ul style="list-style-type: none"> For Non-Handed Functions Wall Mount (1) 1/2" Inlet (3) 1/2" Outlets Cal Green Compliant | \$164 | |
|  | Deck Tub Set with Hand Shower | | | |
| | K2137R1 | Lever Handles Trim Only | \$1481 | \$3278 |
| | 80001249 | Valve | \$455 | |
| | <ul style="list-style-type: none"> Hand shower hose length is 59" (1499mm) Integral check valves for backflow protection K5137 Deck Tub Spout, 3/4" Valves, K6526 Hand Shower, and K6005 Deck Bracket Spout c-c 10" Height 7-1/2" | | | |
|  | Deck Tub Set | | | |
| | K1137R | Lever Handles Trim Only | \$1127 | \$2415 |
| | 80001248 | Valve | \$242 | |
|  | Deck Tub Spout | | | |
| | K5137 | Spout Only | \$805 | \$1725 |

RIBBON & REED

| | | Model Number | Description | Finish Pricing Group 1 | Finish Pricing Group 2 |
|---|-------------------------------|--------------|--------------------------------------|------------------------|------------------------|
|  | Wall Tub Set | | | | |
| | • Spout c-c 9-3/8" | K1137 | Lever Handles Complete Set Trim Only | \$1027 | \$2013 |
| | | 8090536R | Valve (8" c-c) | \$220 | |
|  | Wall Tub Spout | | | | |
| | • Spout c-c 9-3/8" | K1137X3 | Spout Only | \$569 | \$978 |
|  | Paper Holder | | | | |
| | • Mounting screws included | KR50 | | \$357 | \$748 |
|  | Towel Bars | | | | |
| | 18" Towel Bar | | | | |
| | • Mounting screws included | KR65 | | \$380 | \$762 |
|  | 24" Towel Bar | | | | |
| | • Mounting screws included | KR70 | | \$380 | \$762 |
|  | 30" Towel Bar | | | | |
| | • Mounting screws included | KR75 | | \$380 | \$762 |
|  | Towel Ring | | | | |
| | • Mounting screws included | KR40 | | \$189 | \$286 |
|  | Robe Hook | | | | |
| | • Mounting screws included | KR10 | | \$174 | \$265 |
|  | Wall Mounted Soap Dish | | | | |
| | • Mounting screws included | KR25 | | \$202 | \$431 |

| | Model Number | Description | Finish Pricing Group 1 | Finish Pricing Group 2 |
|---|----------------------------------|-------------|------------------------|------------------------|
|  | Wall Mounted Glass Holder | | | |
| | • Mounting screws included | KR30 | \$202 | \$493 |

| | | | | |
|---|--|--------------|---------------|---------------|
|  | Four Hole Bidet Set | | | |
| | • Pop-up drain with lift rod and tailpiece • Vertical Spray | K4137 | Lever Handles | \$1265 \$2096 |

PHYLIRICH[®]

SWAN



| Model Number | Description | Finish Pricing Group 1 | Finish Pricing Group 2 |
|--------------|-------------|------------------------|------------------------|
|--------------|-------------|------------------------|------------------------|

Widespread Faucet



- Pop-up drain with lift rod and tailpiece
- 1.5 gpm @ 60 psi
- Spout c-c 4"
- Height 5-1/4"

| | | | |
|-------------|--------------------|--------|--------|
| K123 | Swan Lever Handles | \$1200 | \$2283 |
|-------------|--------------------|--------|--------|

Widespread Faucet



- Pop-up drain with lift rod and tailpiece
- 1.5 gpm @ 60 psi
- Spout c-c 4"
- Height 5-1/4"

| | | | |
|-------------|---------------------------|--------|--------|
| K183 | Cut Crystal Lever Handles | \$1200 | \$2283 |
|-------------|---------------------------|--------|--------|

Wall Lavatory Set



- 1.5 gpm @ 60 psi
- Spout c-c 9-3/8"

| | | | |
|-------------------|--|--------|--------|
| WL123 | Swan Lever Handles Complete Set Trim Only | \$1200 | \$2028 |
| 8090536RNL | Valve (8" c-c) | \$220 | |


1/2" Mini Thermostatic Valve w/ Volume Control or Diverter




- 2 Handles
- 9" x 4" Plate
- Center-Center 5"
- 6.5 gpm @ 45 psi
- Anti-scald
- Integral Stops and Filters
- Trim Control Can be used with 1-116 or 1-117
- CALGreen Compliant


| | | | |
|--------------|--|-------|--------|
| 4-443 | Swan Lever Handle Complete Set Trim Only | \$880 | \$1450 |
| 4-400 | Cut Crystal Lever Handle Complete Set Trim Only | \$780 | \$1300 |
| 1-116 | Valve w/ Volume Control | \$285 | |
| 1-117 | Valve w/ Diverter | \$335 | |


| | Model Number | Description | Finish Pricing Group 1 | Finish Pricing Group 2 |
|--|---|---|------------------------|------------------------|
|  | Pressure Balance Tub and Shower Set | | | |
| | PB2123 | Swan Lever Handle Complete Set Trim Only | \$1858 | \$3450 |
| | DFPHYID | Valve | \$315 | |
| | PB2123TO | Plate & Handle Trim Only | \$805 | \$1265 |
| <ul style="list-style-type: none"> • Back to back installation capability • Anti-scald • Temperature control within 3.6°F (2°C) of set point even with a 50% water pressure drop • K800 Shower Head • Spout c-c 6-1/2" • Integral Diverter | | | | |
|  | Pressure Balance Tub and Shower Set | | | |
| | PB2183 | Cut Crystal Lever Handle Complete Set Trim Only | \$1858 | \$3450 |
| | DFPHYID | Valve | \$315 | |
| | PB2183TO | Plate & Handle Trim Only | \$805 | \$1265 |
| <ul style="list-style-type: none"> • Back to back installation capability • Anti-scald • Temperature control within 3.6°F (2°C) of set point even with a 50% water pressure drop • K800 Shower Head • Spout c-c 6-1/2" • Integral Diverter | | | | |
|  | Pressure Balance Shower Set | | | |
| | PB3123 | Swan Lever Handle Complete Set Trim Only | \$1160 | \$1955 |
| | DFPHY | Valve | \$211 | |
| | PB3123TO | Plate & Handle Trim Only | \$777 | \$1208 |
| <ul style="list-style-type: none"> • Temperature control within 3.6°F (2°C) of set point even with a 50% water pressure drop • Anti-scald • 2.0 gpm @ max • K800 Shower Head | | | | |
|  | Pressure Balance Shower Set | | | |
| | PB3183 | Cut Crystal Lever Handle Complete Set Trim Only | \$1160 | \$1955 |
| | DFPHY | Valve | \$211 | |
| | PB3183TO | Plate & Handle Trim Only | \$777 | \$1208 |
| <ul style="list-style-type: none"> • Temperature control within 3.6°F (2°C) of set point even with a 50% water pressure drop • Anti-scald • 2.0 gpm @ max • K800 Shower Head | | | | |
|  | 1/2" and 3/4" Thermostatic Shower Trim | | | |
| | TH123 | Swan Lever Handle Trim Only | \$777 | \$1208 |
| | 34THERM | 3/4" Thermostatic Valve | \$369 | |
| | 1-115 | 1/2" Thermostatic Valve | \$219 | |

| | Model Number | Description | Finish Pricing Group 1 | Finish Pricing Group 2 |
|---|---|------------------------------------|------------------------|------------------------|
|  | 1/2" and 3/4" Thermostatic Shower Trim | | | |
| | TH180 | Cut Crystal Lever Handle Trim Only | \$633 | \$1035 |
| | 34THERM | 3/4" Thermostatic Valve | \$369 | |
| | 1-115 | 1/2" Thermostatic Valve | \$219 | |

| | | | | |
|---|--|--|--------|--------|
|  | Three Handle Tub and Shower Set | | | |
| | K2123 | Swan Lever Handles with Round Diverter Handle Complete Set Trim Only | \$1850 | \$2530 |
| | 80951PHY | Valve | \$253 | |
| | | | | |











| | | | | |
|--|--|---|--------|--------|
|  | Three Handle Tub and Shower Set | | | |
| | K2183 | Cut Crystal Lever Handles with Round Diverter Handle Complete Set Trim Only | \$1850 | \$1530 |
| | 80951PHY | Valve | \$253 | |
| | | | | |








| | | | | |
|---|------------------------------|---|--------|--------|
|  | Two Handle Shower Set | | | |
| | K3123 | Swan Lever Handles Complete Set Trim Only | \$1150 | \$1914 |
| | 8090536R | Valve | \$220 | |
| | | | | |


| | | | | |
|---|------------------------------|-------------------------------------|--------|--------|
|  | Two Handle Shower Set | | | |
| | K3183 | Cut Crystal Lever Handles Trim Only | \$1150 | \$1914 |
| | 8090536R | Valve | \$220 | |
| | | | | |

| | Model Number | Description | Finish Pricing Group 1 | Finish Pricing Group 2 |
|--|---|---|------------------------|------------------------|
|  | Volume Control/Diverter Trim | | | |
| | 2PV123A | Swan Lever Handle Trim Only | \$397 | \$516 |
| <ul style="list-style-type: none"> Used with 1/2" or 3/4" Volume Control or Diverter | | | | |
|  | Volume Control/Diverter Trim | | | |
| | 2PV180A | Cut Crystal Lever Handle Trim Only | \$339 | \$432 |
| <ul style="list-style-type: none"> Used with 1/2" or 3/4" Volume Control or Diverter | | | | |
|  | 1/2" In-Line Stop/Volume Control Valve | | | |
| | 80607PHY | | \$89 | |
| <ul style="list-style-type: none"> For Non-Handed Functions Wall Mount May be ordered in handed pairs for hot and cold installation | | | | |
|  | 3/4" In-Line Stop/Volume Control Valve | | | |
| | 80002125 | | \$99 | |
| <ul style="list-style-type: none"> For Non-Handed Functions Wall Mount May be ordered in handed pairs for hot and cold installation | | | | |
|  | 3 Function Wall Diverter Valve | | | |
| | 80001820 | | \$164 | |
| <ul style="list-style-type: none"> For Non-Handed Functions Wall Mount (1) 1/2" Inlet (3) 1/2" Outlets Cal Green Compliant | | | | |
|  | Deck Tub Set with Hand Shower | | | |
| | K2123G1 | Swan Lever Handles Complete Set Trim Only | \$2113 | \$3565 |
| | 80001249 | Valve | \$455 | |
| <ul style="list-style-type: none"> Hand shower hose length is 59" (1499mm) Integral check valves for backflow protection K5123 Deck Tub Spout, 3/4" Valves, K6526 Hand Shower, and K6005 Deck Bracket Spout c-c 7-7/8" Height 13-7/8" | | | | |

| | Model Number | Description | Finish Pricing Group 1 | Finish Pricing Group 2 |
|--|-----------------|---|------------------------|------------------------|
| Deck Tub Set with Hand Shower | | | | |
|  | K2180G1 | Cut Crystal Lever Handles Complete Set Trim Only | \$2113 | \$3565 |
| | 80001249 | Valve | \$455 | |
| | | | | |
| <ul style="list-style-type: none"> • Hand shower hose length is 59" (1499mm) • Integral check valves for backflow protection • K5123 Deck Tub Spout, 3/4" Valves, K6526 Hand Shower, and K6005 Deck Bracket • Spout c-c 7-7/8" • Height 13-7/8" | | | | |
| Deck Tub Set | | | | |
|  | K1123G | Swan Lever Handles Complete Set Trim Only | \$1760 | \$2974 |
| | 80001248 | Valve | \$242 | |
| | | | | |
| <ul style="list-style-type: none"> • K5123 Deck Tub Spout and 3/4" Valves • Spout c-c 7-7/8" • Height 13-7/8" | | | | |
| Deck Tub Set | | | | |
|  | K1180G | Cut Crystal Lever Handles Complete Set Trim Only | \$1760 | \$2974 |
| | 80001248 | Valve | \$242 | |
| | | | | |
| <ul style="list-style-type: none"> • K5123 Deck Tub Spout and 3/4" Valves • Spout c-c 7-7/8" • Height 13-7/8" | | | | |
| Deck Tub Spout | | | | |
|  | K5123 | Spout Only | \$1380 | \$2415 |
| | | | | |
| | | | | |
| <ul style="list-style-type: none"> • Spout c-c 7-7/8" • Height 13-7/8" | | | | |
| Wall Tub Set | | | | |
|  | K1123 | Swan Lever Handles Complete Set Trim Only | \$1152 | \$1955 |
| | 8090536R | Valve (8" c-c) | \$220 | |
| | | | | |
| <ul style="list-style-type: none"> • Spout c-c 6-1/2" | | | | |
| Wall Tub Set | | | | |
|  | K1183 | Cut Crystal Lever Handles Complete Set Trim Only | \$1152 | \$1955 |
| | 8090536R | Valve (8" c-c) | \$220 | |
| | | | | |
| <ul style="list-style-type: none"> • Spout c-c 6-1/2" | | | | |

| | | Model Number | Description | Finish Pricing Group 1 | Finish Pricing Group 2 |
|--|--|-----------------|-------------|------------------------------|------------------------------|
|  | Wall Tub Spout <ul style="list-style-type: none">• Spout c-c 6-1/2" | K1123X3 | Spout Only | \$863 | \$1901 |
|  | Swan Shower Head <ul style="list-style-type: none">• Comes with 8" Arm and Escutcheon• 2.0 gpm @ max | K800 | | \$465 | \$741 |
|  | Paper Holder <ul style="list-style-type: none">• Mounting screws included | KE50 | Cut Crystal | \$5118 | \$892 |
|  | Paper Holder <ul style="list-style-type: none">• Mounting screws included | KS50 | Swan | \$400 | \$598 |
|  | 18" Towel Bar <ul style="list-style-type: none">• Mounting screws included | KE65 | Cut Crystal | \$529 | \$978 |
|  | 18" Towel Bar <ul style="list-style-type: none">• Mounting screws included | KS65 | Swan | \$411 | \$598 |
|  | 24" Towel Bar <ul style="list-style-type: none">• Mounting screws included | KE70 | Cut Crystal | \$529 | \$978 |
|  | 24" Towel Bar <ul style="list-style-type: none">• Mounting screws included | KS70 | Swan | \$411 | \$617 |
|  | 30" Towel Bar <ul style="list-style-type: none">• Mounting screws included | KE75 | Cut Crystal | \$529 | \$978 |
|  | 30" Towel Bar <ul style="list-style-type: none">• Mounting screws included | KS75 | Swan | \$411 | \$634 |

| | | Model Number | Description | Finish Pricing Group 1 | Finish Pricing Group 2 |
|---|----------------------------------|-----------------|-------------|------------------------------|------------------------------|
|  | Towel Ring | | | | |
| | • Mounting screws included | KE40 | Cut Crystal | \$241 | \$364 |
|  | Towel Ring | | | | |
| | • Mounting screws included | KS40 | Swan | \$237 | \$358 |
|  | Robe Hook | | | | |
| | • Mounting screws included | KE10 | Cut Crystal | \$206 | \$312 |
|  | Robe Hook | | | | |
| | • Mounting screws included | KS10 | Swan | \$159 | \$233 |
|  | Wall Mounted Soap Dish | | | | |
| | • Mounting screws included | KA25 | | \$202 | \$345 |
|  | Wall Mounted Soap Dish | | | | |
| | • Mounting screws included | KE25 | Cut Crystal | \$333 | \$472 |
|  | Wall Mounted Glass Holder | | | | |
| | • Mounting screws included | KA30 | | \$202 | \$345 |

| | Model Number | Description | Finish Pricing Group 1 | Finish Pricing Group 2 |
|---|----------------------------------|-------------|------------------------|------------------------|
|  | Wall Mounted Glass Holder | | | |
| | KE30 | Cut Crystal | \$304 | \$429 |

- Mounting screws included

| | | | | |
|---|----------------------------|--------------------|--------|--------|
|  | Four Hole Bidet Set | | | |
| | K4123 | Swan Lever Handles | \$2202 | \$3082 |

- Pop-up drain with lift rod and tailpiece
- Vertical Spray

| | | | | |
|---|----------------------------|---------------------------|--------|--------|
|  | Four Hole Bidet Set | | | |
| | K4180 | Cut Crystal Lever Handles | \$1380 | \$2441 |

- Pop-up drain with lift rod and tailpiece
- Vertical Spray

BASIC



| Model Number | Description | Finish Pricing Group 1 | Finish Pricing Group 2 |
|--------------|-------------|------------------------|------------------------|
|--------------|-------------|------------------------|------------------------|

Widespread Faucet



- 12" (305mm) maximum centers
- Pop-up drain with lift rod and tailpiece
- 1.5 gpm @ 60 psi
- Spout c-c 5-3/4"
- Height 10-1/2"

| | | | |
|-------------|---------------|-------|-------|
| D130 | Lever Handles | \$518 | \$828 |
|-------------|---------------|-------|-------|

Widespread Faucet



- 12" (305mm) maximum centers
- Pop-up drain with lift rod and tailpiece
- 1.5 gpm @ 60 psi
- Spout c-c 5-3/4"
- Height 8-1/2"

| | | | |
|-------------|---------------|-------|-------|
| D131 | Lever Handles | \$518 | \$828 |
|-------------|---------------|-------|-------|

Widespread Faucet



- 12" (305mm) maximum centers
- Pop-up drain with lift rod and tailpiece
- 1.5 gpm @ 60 psi
- Spout c-c 6"
- Height 6-3/8"

| | | | |
|-------------|---------------|-------|-------|
| D132 | Lever Handles | \$518 | \$828 |
|-------------|---------------|-------|-------|


Widespread Faucet





- 12" (305mm) maximum centers
- Pop-up drain with lift rod and tailpiece
- 1.5 gpm @ 60 psi
- Spout c-c 5-3/4"
- Height 10-1/2"


| | | | |
|-------------|-----------------------|-------|-------|
| D134 | Tubular Cross Handles | \$518 | \$828 |
|-------------|-----------------------|-------|-------|


| | Model Number | Description | Finish Pricing Group 1 | Finish Pricing Group 2 |
|---|------------------------------|---------------------------------|------------------------|------------------------|
|  | Widespread Faucet | | | |
| | D135 | Tubular Cross Handles | \$518 | \$828 |
| | | | | |
| | | | | |
| | | | | |
| <ul style="list-style-type: none">• 12" (305mm) maximum centers• Pop-up drain with lift rod and tailpiece• 1.5 gpm @ 60 psi• Spout c-c 5-3/4"• Height 8-1/2" | | | | |
|  | Widespread Faucet | | | |
| | D136 | Tubular Cross Handles | \$518 | \$828 |
| | | | | |
| | | | | |
| | | | | |
| <ul style="list-style-type: none">• 12" (305mm) maximum centers• Pop-up drain with lift rod and tailpiece• 1.5 gpm @ 60 psi• Spout c-c 6"• Height 6-3/8" | | | | |
|  | Widespread Faucet | | | |
| | D137 | Blade Cross Handles | \$518 | \$828 |
| | | | | |
| | | | | |
| | | | | |
| <ul style="list-style-type: none">• 12" (305mm) maximum centers• Pop-up drain with lift rod and tailpiece• 1.5 gpm @ 60 psi• Spout c-c 5-3/4"• Height 10-1/2" | | | | |
|  | Widespread Faucet | | | |
| | D138 | Blade Cross Handles | \$518 | \$828 |
| | | | | |
| | | | | |
| | | | | |
| <ul style="list-style-type: none">• 12" (305mm) maximum centers• Pop-up drain with lift rod and tailpiece• 1.5 gpm @ 60 psi• Spout c-c 5-3/4"• Height 8-1/2" | | | | |
|  | Widespread Faucet | | | |
| | D139 | Blade Cross Handles | \$518 | \$828 |
| | | | | |
| | | | | |
| | | | | |
| <ul style="list-style-type: none">• 12" (305mm) maximum centers• Pop-up drain with lift rod and tailpiece• 1.5 gpm @ 60 psi• Spout c-c 6"• Height 6-3/8" | | | | |
|  | Wall Lavatory Set | | | |
| | DWL130 | Lever Handles with 7-1/2" Spout | \$345 | \$690 |
| | | Complete Set Trim Only | | |
| | DWL130-10 | Lever Handles with 10" Spout | \$400 | \$800 |
| | | Complete Set Trim Only | | |
| | DWL130-12 | Lever Handles with 12" Spout | \$420 | \$840 |
| Complete Set Trim Only | | | | |
| DWL130-14 | Lever Handles with 14" Spout | \$440 | \$880 | |
| | Complete Set Trim Only | | | |
| 8090536RNL | Valve (8" c-c) | \$220 | | |

| | Model Number | Description | Finish Pricing Group 1 | Finish Pricing Group 2 |
|--|-------------------|--|------------------------|------------------------|
|  <ul style="list-style-type: none"> 1.5 gpm @ 60 psi | DWL134 | Tubular Cross Handles with 7-1/2" Spout Complete Set Trim Only | \$345 | \$690 |
| | DWL134-10 | Tubular Cross Handles with 10" Spout Complete Set Trim Only | \$400 | \$800 |
| | DWL134-12 | Tubular Cross Handles with 12" Spout Complete Set Trim Only | \$420 | \$840 |
| | DWL134-14 | Tubular Cross Handles with 14" Spout Complete Set Trim Only | \$440 | \$880 |
| | 8090536RNL | Valve (8" c-c) | \$220 | |

| | | | | |
|--|-------------------|--|-------|-------|
|  <ul style="list-style-type: none"> 1.5 gpm @ 60 psi | DWL137 | Blade Cross Handles with 7-1/2" Spout Complete Set Trim Only | \$345 | \$690 |
| | DWL137-10 | Blade Cross Handles with 10" Spout Complete Set Trim Only | \$400 | \$800 |
| | DWL137-12 | Blade Cross Handles with 12" Spout Complete Set Trim Only | \$420 | \$840 |
| | DWL137-14 | Blade Cross Handles with 14" Spout Complete Set Trim Only | \$440 | \$880 |
| | 8090536RNL | Valve (8" c-c) | \$220 | |

| | | | | |
|---|---|---|-------|-------|
|  <ul style="list-style-type: none"> 2 Handles 9" x 4" Plate Center-Center 5" 6.5 gpm @ 45 psi Anti-scald Integral Stops and Filters Trim Control Can be used with 1-116 or 1-117 CALGreen Compliant | 1/2" Mini Thermostatic Valve w/ Volume Control or Diverter | | | |
| | 4-344 | Lever Handle Complete Set Trim Only | \$375 | \$700 |
| | 4-350 | Tubular Cross Handle Complete Set Trim Only | \$375 | \$700 |
| | 4-356 | Blade Cross Handle Complete Set Trim Only | \$375 | \$700 |
| | 1-116 | Valve w/ Volume Control | \$285 | |
| | 1-117 | Valve w/ Diverter | \$335 | |

| | | | | |
|--|--|---|-------|--------|
|  <ul style="list-style-type: none"> Back to back installation capability Anti-scald Temperature control within 3.6°F (2°C) of set point even with a 50% water pressure drop D830 Shower Head Spout c-c 7-1/2" Integral Diverter | Pressure Balance Tub and Shower Set | | | |
| | DPB2130 | Lever Handle with 7-1/2" Spout Complete Set Trim Only | \$662 | \$1150 |
| | DPB2130-10 | Lever Handle with 10" Spout Complete Set Trim Only | \$717 | \$1434 |
| | DPB2130-12 | Lever Handle with 12" Spout Complete Set Trim Only | \$737 | \$1474 |
| | DPB2130-14 | Lever Handle with 14" Spout Complete Set Trim Only | \$757 | \$1514 |
| | DFPHYID | Valve | \$315 | |
| | DPB2130TO | Plate & Handle Trim Only | \$460 | \$863 |

| | | | | |
|--|--|---|-------|--------|
|  <ul style="list-style-type: none"> Back to back installation capability Anti-scald Temperature control within 3.6°F (2°C) of set point even with a 50% water pressure drop D830 Shower Head Spout c-c 7-1/2" Integral Diverter | Pressure Balance Tub and Shower Set | | | |
| | DPB2134 | Tubular Cross Handle with 7-1/2" Spout Complete Set Trim Only | \$662 | \$1150 |
| | DPB2134-10 | Tubular Cross Handle with 10" Spout Complete Set Trim Only | \$717 | \$1434 |
| | DPB2134-12 | Tubular Cross Handle with 12" Spout Complete Set Trim Only | \$737 | \$1474 |
| | DPB2134-14 | Tubular Cross Handle with 14" Spout Complete Set Trim Only | \$757 | \$1514 |
| | DFPHYID | Valve | \$315 | |
| | DPB2130TO | Plate & Handle Trim Only | \$460 | \$863 |



Pressure Balance Tub and Shower Set

- Back to back installation capability
- Anti-scald
- Temperature control within 3.6°F (2°C) of set point even with a 50% water pressure drop
- D830 Shower Head
- Spout c-c 7-1/2"
- Integral Diverter

| Model Number | Description | Finish Pricing Group 1 | Finish Pricing Group 2 |
|-------------------|--------------------------------------|------------------------|------------------------|
| DPB2137 | Blade Cross Handle with 7-1/2" Spout | \$662 | \$1150 |
| | Complete Set Trim Only | | |
| DPB2137-10 | Blade Cross Handle with 10" Spout | \$717 | \$1434 |
| | Complete Set Trim Only | | |
| DPB2137-12 | Blade Cross Handle with 12" Spout | \$737 | \$1474 |
| | Complete Set Trim Only | | |
| DPB2137-14 | Blade Cross Handle with 14" Spout | \$757 | \$1514 |
| | Complete Set Trim Only | | |
| DFPHYID | Valve | \$315 | |
| DPB2130T0 | Plate & Handle Trim Only | \$460 | \$863 |

Pressure Balance Shower Set

- Temperature control within 3.6°F (2°C) of set point even with a 50% water pressure drop
- Anti-scald
- 2.0 gpm @ max
- D830 Shower Head

| | | | |
|------------------|---------------------------|-------|-------|
| DPB3130 | Lever Handle Complete Set | \$354 | \$700 |
| | Trim Only | | |
| DFPHY | Valve | \$211 | |
| DPB3130T0 | Plate & Handle Trim Only | \$229 | \$460 |



Pressure Balance Shower Set

- Temperature control within 3.6°F (2°C) of set point even with a 50% water pressure drop
- Anti-scald
- 2.0 gpm @ max
- D830 Shower Head

| | | | |
|------------------|-----------------------------------|-------|-------|
| DPB3134 | Tubular Cross Handle Complete Set | \$354 | \$700 |
| | Trim Only | | |
| DFPHY | Valve | \$211 | |
| DPB3134T0 | Plate & Handle Trim Only | \$229 | \$460 |



Pressure Balance Shower Set

- Temperature control within 3.6°F (2°C) of set point even with a 50% water pressure drop
- Anti-scald
- 2.0 gpm @ max
- D830 Shower Head

| | | | |
|------------------|---------------------------------|-------|-------|
| DPB3137 | Blade Cross Handle Complete Set | \$354 | \$700 |
| | Trim Only | | |
| DFPHY | Valve | \$211 | |
| DPB3137T0 | Plate & Handle Trim Only | \$229 | \$460 |





1/2" and 3/4" Thermostatic Shower Trim

- Integral stops and filters
- Anti-scald

| Model Number | Description | Finish Pricing Group 1 | Finish Pricing Group 2 |
|----------------|-------------------------|------------------------|------------------------|
| DTH130 | Lever Handle Trim Only | \$354 | \$700 |
| 34THERM | Valve | \$369 | |
| 1-115 | 1/2" Thermostatic Valve | \$219 | |



1/2" and 3/4" Thermostatic Shower Trim

- Integral stops and filters
- Anti-scald

| | | | |
|----------------|--------------------------------|-------|-------|
| DTH134 | Tubular Cross Handle Trim Only | \$354 | \$700 |
| 34THERM | Valve | \$369 | |
| 1-115 | 1/2" Thermostatic Valve | \$219 | |



1/2" and 3/4" Thermostatic Shower Trim

- Integral stops and filters
- Anti-scald

| | | | |
|----------------|------------------------------|-------|-------|
| DTH137 | Blade Cross Handle Trim Only | \$354 | \$700 |
| 34THERM | Valve | \$369 | |
| 1-115 | 1/2" Thermostatic Valve | \$219 | |





Three Handle Tub and Shower Set


- D830 Shower Head


| | | | |
|-----------------|--|-------|--------|
| D2130 | Lever Handles with 7-1/2" Spout Complete Set Trim Only | \$633 | \$1150 |
| D2130-10 | Lever Handles with 10" Spout Complete Set Trim Only | \$688 | \$1376 |
| D2130-12 | Lever Handles with 12" Spout Complete Set Trim Only | \$708 | \$1416 |
| D2130-14 | Lever Handles with 14" Spout Complete Set Trim Only | \$728 | \$1456 |
| 80951PHY | Valve | \$253 | |



| | Model Number | Description | Finish Pricing Group 1 | Finish Pricing Group 2 |
|--|--|--|------------------------|------------------------|
|  | Three Handle Tub and Shower Set | | | |
| | D2134 | Tubular Cross Handles with 7-1/2" Spout Complete Set Trim Only | \$633 | \$1150 |
| | D2134-10 | Tubular Cross Handles with 10" Spout Complete Set Trim Only | \$688 | \$1376 |
| | D2134-12 | Tubular Cross Handles with 12" Spout Complete Set Trim Only | \$708 | \$1416 |
| | D2134-14 | Tubular Cross Handles with 14" Spout Complete Set Trim Only | \$728 | \$1456 |
| | 80951PHY | Valve | \$253 | |


| | | | | |
|---|--|--|-------|--------|
|  | Three Handle Tub and Shower Set | | | |
| | D2137 | Blade Cross Handles with 7-1/2" Spout Complete Set Trim Only | \$633 | \$1150 |
| | D2137-10 | Blade Cross Handles with 10" Spout Complete Set Trim Only | \$688 | \$1376 |
| | D2137-12 | Blade Cross Handles with 12" Spout Complete Set Trim Only | \$708 | \$1416 |
| | D2137-14 | Blade Cross Handles with 14" Spout Complete Set Trim Only | \$728 | \$1456 |
| | 80951PHY | Valve | \$253 | |


| | | | | |
|---|------------------------------|--------------------------------------|-------|-------|
|  | Two Handle Shower Set | | | |
| | D3130 | Lever Handles Complete Set Trim Only | \$483 | \$805 |
| | 8090536R | Valve (8" c-c) | \$220 | |

| | | | | |
|---|------------------------------|--|-------|-------|
|  | Two Handle Shower Set | | | |
| | D3134 | Tubular Cross Handles Complete Set Trim Only | \$483 | \$805 |
| | 8090536R | Valve (8" c-c) | \$220 | |


| | Model Number | Description | Finish Pricing Group 1 | Finish Pricing Group 2 |
|---|---|---|------------------------|------------------------|
|  | Two Handle Shower Set | | | |
| | <ul style="list-style-type: none"> 2.0 gpm @ max D830 Shower Head | | | |
| | D3137 | Blade Cross Handles Complete Set Trim Only | \$483 | \$805 |
| | 8090536R | Valve (8" c-c) | \$220 | |
|  | Volume Control/Diverter Trim | | | |
| | D2PV130A | Lever Handle Trim Only | \$144 | \$242 |
|  | Volume Control/Diverter Trim | | | |
| | D2PV134A | Tubular Cross Handle Trim Only | \$144 | \$242 |
|  | Volume Control/Diverter Trim | | | |
| | D2PV137A | Blade Cross Handle Trim Only | \$144 | \$242 |
|  | 1/2" In-Line Stop/Volume Control Valve | | | |
| | 80607PHY | <ul style="list-style-type: none"> For Non-Handed Functions Wall Mount May be ordered in handed pairs for hot and cold installation | \$89 | |
|  | 3/4" In-Line Stop/Volume Control Valve | | | |
| | 80002125 | <ul style="list-style-type: none"> For Non-Handed Functions Wall Mount May be ordered in handed pairs for hot and cold installation | \$99 | |
|  | 3 Function Wall Diverter Valve | | | |
| | 80001820 | <ul style="list-style-type: none"> For Non-Handed Functions Wall Mount (1) 1/2" Inlet (3) 1/2" Outlets Cal Green Compliant | \$164 | |


| | Model Number | Description | Finish Pricing Group 1 | Finish Pricing Group 2 |
|---|--|--------------------------------------|------------------------|------------------------|
|  | Deck Tub Set with Hand Shower | | | |
| | D2130C1 | Lever Handles Complete Set Trim Only | \$704 | \$1412 |
| | 80001249 | Valve | \$455 | |
| | <ul style="list-style-type: none">Hand shower hose length is 59" (1499mm)Integral check valves for backflow protectionD5130 Deck Tub Spout, 3/4" Valves, K6530 Hand Shower, and K6003 Deck BracketSpout c-c 9"Height 11" | | | |


| | | | | |
|---|--|--|-------|--------|
|  | Deck Tub Set with Hand Shower | | | |
| | D2134C1 | Tubular Cross Handles Complete Set Trim Only | \$704 | \$1412 |
| | 80001249 | Valve | \$455 | |
| | <ul style="list-style-type: none">Hand shower hose length is 59" (1499mm)Integral check valves for backflow protectionD5130 Deck Tub Spout, 3/4" Valves, K6530 Hand Shower, and K6003 Deck BracketSpout c-c 9"Height 11" | | | |


| | | | | |
|--|--|--|-------|--------|
|  | Deck Tub Set with Hand Shower | | | |
| | D2137C1 | Blade Cross Handles Complete Set Trim Only | \$704 | \$1412 |
| | 80001249 | Valve | \$455 | |
| | <ul style="list-style-type: none">Hand shower hose length is 59" (1499mm)Integral check valves for backflow protectionD5130 Deck Tub Spout, 3/4" Valves, K6530 Hand Shower, and K6003 Deck BracketSpout c-c 9"Height 11" | | | |


| | | | | |
|---|---|--------------------------------------|-------|--------|
|  | Deck Tub Set with Hand Shower | | | |
| | D2132D1 | Lever Handles Complete Set Trim Only | \$704 | \$1412 |
| | 80001249 | Valve | \$455 | |
| | <ul style="list-style-type: none">Hand shower hose length is 59" (1499mm)Integral check valves for backflow protectionD5132 Deck Tub Spout, 3/4" Valves, K6530 Hand Shower, and K6003 Deck BracketSpout c-c 9"Height 7-3/4" | | | |


| | | | | |
|---|---|--|-------|--------|
|  | Deck Tub Set with Hand Shower | | | |
| | D2136D1 | Tubular Cross Handles Complete Set Trim Only | \$704 | \$1412 |
| | 80001249 | Valve | \$455 | |
| | <ul style="list-style-type: none">Hand shower hose length is 59" (1499mm)Integral check valves for backflow protectionD5132 Deck Tub Spout, 3/4" Valves, K6530 Hand Shower, and K6003 Deck BracketSpout c-c 9"Height 7-3/4" | | | |

| | Model Number | Description | Finish Pricing Group 1 | Finish Pricing Group 2 |
|---|--------------------------------------|--|------------------------|------------------------|
|  | Deck Tub Set with Hand Shower | | | |
| | D2139D1 | Blade Cross Handles Complete Set Trim Only | \$704 | \$1412 |
| | 80001249 | Valve | \$455 | |
| <ul style="list-style-type: none"> Hand shower hose length is 59" (1499mm) Integral check valves for backflow protection D5132 Deck Tub Spout, 3/4" Valves, K6530 Hand Shower, and K6003 Deck Bracket Spout c-c 9" Height 7-3/4" | | | | |

| | | | | |
|--|---------------------|--------------------------------------|-------|-------|
|  | Deck Tub Set | | | |
| | D1130C | Lever Handles Complete Set Trim Only | \$495 | \$938 |
| | 80001248 | Valve | \$242 | |
| <ul style="list-style-type: none"> D5130 Deck Tub Spout and 3/4" Valves Spout c-c 9" Height 11" | | | | |

| | | | | |
|---|---------------------|--------------------------------------|-------|-------|
|  | Deck Tub Set | | | |
| | D1132D | Lever Handles Complete Set Trim Only | \$495 | \$938 |
| | 80001248 | Valve | \$242 | |
| <ul style="list-style-type: none"> D5132 Deck Tub Spout and 3/4" Valves Spout c-c 9" Height 7-3/4" | | | | |

| | | | | |
|--|---------------------|--|-------|-------|
|  | Deck Tub Set | | | |
| | D1134C | Tubular Cross Handles Complete Set Trim Only | \$495 | \$938 |
| | 80001248 | Valve | \$242 | |
| <ul style="list-style-type: none"> D5130 Deck Tub Spout and 3/4" Valves Spout c-c 9" Height 11" | | | | |

| | | | | |
|---|---------------------|--|-------|-------|
|  | Deck Tub Set | | | |
| | D1136D | Tubular Cross Handles Complete Set Trim Only | \$495 | \$938 |
| | 80001248 | Valve | \$242 | |
| <ul style="list-style-type: none"> D5132 Deck Tub Spout and 3/4" Valves Spout c-c 9" Height 7-3/4" | | | | |

**Deck Tub Set**

- D5130 Deck Tub Spout and 3/4" Valves
- Spout c-c 9"
- Height 11"

| Model Number | Description | Finish Pricing Group 1 | Finish Pricing Group 2 |
|-----------------|--|------------------------|------------------------|
| D1137C | Blade Cross Handles Complete Set Trim Only | \$495 | \$938 |
| 80001248 | Valve | \$220 | |

**Deck Tub Set**

- D5132 Deck Tub Spout and 3/4" Valves
- Spout c-c 9"
- Height 7-3/4"

| | | | |
|-----------------|--|-------|-------|
| D1139D | Blade Cross Handles Complete Set Trim Only | \$495 | \$938 |
| 80001248 | Valve | \$220 | |

**Deck Tub Spout**

- Spout c-c 9"
- Height 11"

| | | | |
|--------------|------------|-------|-------|
| D5130 | Spout Only | \$299 | \$479 |
|--------------|------------|-------|-------|

**Deck Tub Spout**

- Spout c-c 9"
- Height 7-3/4"







| | | | |
|--------------|------------|-------|-------|
| D5132 | Spout Only | \$299 | \$479 |
|--------------|------------|-------|-------|









**Wall Tub Set**







| | | | |
|-----------------|--|-------|-------|
| D1130 | Lever Handles with 7-1/2" Spout Complete Set Trim Only | \$345 | \$690 |
| D1130-10 | Lever Handles with 10" Spout Complete Set Trim Only | \$400 | \$800 |
| D1130-12 | Lever Handles with 12" Spout Complete Set Trim Only | \$420 | \$840 |
| D1130-14 | Lever Handles with 14" Spout Complete Set Trim Only | \$440 | \$880 |
| 8090536R | Valve (8" c-c) | \$220 | |

**Wall Tub Set**

| | | | |
|-----------------|--|-------|-------|
| D1134 | Tubular Cross Handles with 7-1/2" Spout Complete Set Trim Only | \$345 | \$690 |
| D1134-10 | Tubular Cross Handles with 10" Spout Complete Set Trim Only | \$400 | \$800 |
| D1134-12 | Tubular Cross Handles with 12" Spout Complete Set Trim Only | \$420 | \$840 |
| D1134-14 | Tubular Cross Handles with 14" Spout Complete Set Trim Only | \$440 | \$880 |
| 8090536R | Valve (8" c-c) | \$220 | |

| | Model Number | Description | Finish Pricing Group 1 | Finish Pricing Group 2 |
|---|------------------------------------|--|------------------------|------------------------|
|  | Wall Tub Set | | | |
| | D1137 | Blade Cross Handles with 7-1/2" Spout Complete Set Trim Only | \$345 | \$690 |
| | D1137-10 | Blade Cross Handles with 10" Spout Complete Set Trim Only | \$400 | \$800 |
| | D1137-12 | Blade Cross Handles with 12" Spout Complete Set Trim Only | \$420 | \$840 |
| | D1137-14 | Blade Cross Handles with 14" Spout Complete Set Trim Only | \$440 | \$880 |
| | 8090536R | Valve (8" c-c) | \$220 | |
|  | Wall Tub Spout | | | |
| | D1130X3 | 7-1/2" Spout Only | \$219 | \$345 |
| | D1130X3-10 | 10" Spout Only | \$274 | \$548 |
| | D1130X3-12 | 12" Spout Only | \$294 | \$588 |
| | D1130X3-14 | 13" Spout Only | \$314 | \$628 |
|  | Round Hand Shower with Hose | | | |
| | K6530 | Hand shower hose length is 59" (1499mm) | \$253 | \$449 |
|  | Single Post Paper Holder | | | |
| | DB55 | Mounting screws included | \$89 | \$142 |
|  | Towel Bars | | | |
| | 18" Towel Bar | | | |
| | DB65 | Mounting screws included | \$149 | \$238 |
| | 24" Towel Bar | | | |
| | DB70 | Mounting screws included | \$149 | \$238 |
| | 30" Towel Bar | | | |
| | DB75 | Mounting screws included | \$149 | \$238 |
|  | Towel Ring | | | |
| | DB40 | Mounting screws included | \$95 | \$150 |

| | | Model Number | Description | Finish Pricing Group 1 | Finish Pricing Group 2 |
|---|---|-----------------|-------------|------------------------------|------------------------------|
|  | Towel Rack/Shelf <ul style="list-style-type: none">• Mounting screws included | DB45 | Single | \$210 | \$336 |
| | | DB46 | Double | \$340 | \$750 |
|  | | | | | |
|  | Robe Hook <ul style="list-style-type: none">• Mounting screws included | DB10 | | \$59 | \$95 |
|  | Deck Soap Dispenser <ul style="list-style-type: none">• Frosted Glass | DB20D | | \$117 | \$134 |
|  | Deck Soap Dish <ul style="list-style-type: none">• Frosted Glass | DB20 | | \$95 | \$150 |
|  | Wall Mounted Soap Dish <ul style="list-style-type: none">• Mounting screws included• Frosted Glass | DB25 | | \$117 | \$170 |
|  | Wall Mounted Glass Soap Dispenser <ul style="list-style-type: none">• Mounting screws included• Frosted Glass | DB25D | | \$105 | \$160 |
|  | Deck Tumbler <ul style="list-style-type: none">• Frosted Glass | DB35 | | \$110 | \$165 |

| | | Model Number | Description | Finish Pricing Group 1 | Finish Pricing Group 2 |
|---|---|-----------------|--|------------------------------|------------------------------|
|  | 24" Glass Shelf | | | | |
| | <ul style="list-style-type: none"> • Mounting screws included • Tempered Glass | DB100 | | \$210 | \$330 |
|  | Wall Mounted Glass Holder | | | | |
| | <ul style="list-style-type: none"> • Mounting screws included • Frosted Glass | DB30 | | \$117 | \$170 |
|  | Grab Bar | | | | |
| | <ul style="list-style-type: none"> • Mounting screws included | DB110 | | \$263 | \$420 |
|  | Wall Mounted Bidet | | | | |
| | <ul style="list-style-type: none"> • Thermostatic Temperature Control with ON/OFF Wall Volume Control and ON/OFF Trigger on Hand Shower. | 130-65 | Lever Handles Complete Set Trim Only | \$425 | \$850 |
| | | 1-124 | 1/2" Mini Therm | \$250 | |
| | | 1-125 | 1/2" Volume Control - COLD ONLY | \$125 | |
|  | Wall Mounted Bidet | | | | |
| | <ul style="list-style-type: none"> • Thermostatic Temperature Control with ON/OFF Wall Volume Control and ON/OFF Trigger on Hand Shower. | 134-65 | Tubular Cross Handles Complete Set Trim Only | \$425 | \$850 |
| | | 1-124 | 1/2" Mini Therm | \$250 | |
| | | 1-125 | 1/2" Volume Control - COLD ONLY | \$125 | |
|  | Wall Mounted Bidet | | | | |
| | <ul style="list-style-type: none"> • Thermostatic Temperature Control with ON/OFF Wall Volume Control and ON/OFF Trigger on Hand Shower. | 137-65 | Blade Cross Handles Complete Set Trim Only | \$425 | \$850 |
| | | 1-124 | 1/2" Mini Therm | \$250 | |
| | | 1-125 | 1/2" Volume Control - COLD ONLY | \$125 | |

| Model Number | Description | Finish Pricing Group 1 | Finish Pricing Group 2 |
|--------------|-------------|------------------------|------------------------|
|--------------|-------------|------------------------|------------------------|




Four Hole Bidet Set

- Pop-up drain with lift rod and tailpiece
- Vertical Spray

| | | | |
|-------|---------------|-------|--------|
| D4130 | Lever Handles | \$978 | \$1553 |
|-------|---------------|-------|--------|

| | | | | | |
|---|---|--------------|-----------------------|-------|--------|
|  | Four Hole Bidet Set | | | | |
| | <ul style="list-style-type: none">• Pop-up drain with lift rod and tailpiece• Vertical Spray | D4134 | Tubular Cross Handles | \$978 | \$1553 |



Four Hole Bidet Set

- Pop-up drain with lift rod and tailpiece
- Vertical Spray

| | | | |
|--------------|---------------------|-------|--------|
| D4137 | Blade Cross Handles | \$978 | \$1553 |
|--------------|---------------------|-------|--------|

BASIC II



Widespread Faucet

- 1.5 gpm @ 60 psi
- Spout Center-Center 6-1/2"
- Height 9-7/8"

| Model Number | Description | Finish Pricing Group 1 | Finish Pricing Group 2 |
|---------------|-----------------|------------------------|------------------------|
| 230-01 | Knurled Handles | \$575 | \$1100 |
| 230-02 | Smooth Handles | \$575 | \$1100 |
| 230-03 | Marble Handles | \$750 | \$1200 |



Widespread Faucet

- 1.5 gpm @ 60 psi
- Spout Center-Center 6-1/2"
- Height 9-7/8"

| | | | |
|---------------|---------------|-------|--------|
| 230-04 | Lever Handles | \$575 | \$1100 |
|---------------|---------------|-------|--------|



Single Lever

- 1.5 gpm @ 60 psi
- Spout Center-Center 4-1/2"
- Height 6"

| | | | |
|---------------|----------------|-------|-------|
| 230-06 | Knurled Handle | \$355 | \$750 |
| 230-07 | Smooth Handle | \$355 | \$750 |
| 230-08 | Marble Handle | \$443 | \$800 |





Single Lever


- 1.5 gpm @ 60 psi
- Spout Center-Center 4-1/2"
- Height 6"



| | | | |
|---------------|--------------|-------|-------|
| 230-09 | Lever Handle | \$355 | \$800 |
|---------------|--------------|-------|-------|











| | Model Number | Description | Finish Pricing Group 1 | Finish Pricing Group 2 |
|---|--------------------------|---|------------------------|------------------------|
|  | Wall Lavatory Set | | | |
| | | <ul style="list-style-type: none"> • 1.5 gpm @ 60 psi • Spout Center-Center 7-1/2" • Pop-up drain not included | | |
| | 230-11 | Knurled Handles Complete Set Trim Only | \$400 | \$900 |
| | 230-12 | Smooth Handles Complete Set Trim Only | \$400 | \$900 |
| | 230-13 | Marble Handles Complete Set Trim Only | \$575 | \$1000 |
| | 8090536RNL | Wall Lavatory Set Valve | \$220 | |
| | 901-1 | Grid Drain | \$130 | \$220 |

| | | | | |
|---|--------------------------|---|-------|-------|
|  | Wall Lavatory Set | | | |
| | | <ul style="list-style-type: none"> • 1.5 gpm @ 60 psi • Spout Center-Center 7-1/2" • Pop-up drain not included | | |
| | 230-14 | Lever Handles Complete Set Trim Only | \$400 | \$900 |
| | 8090536RNL | Wall Lavatory Set Valve | \$220 | |
| | 901-1 | Grid Drain | \$130 | \$220 |

| | | | | |
|--|--|---|-------|-------|
|  | Single Handle Wall Lavatory Set | | | |
| | | <ul style="list-style-type: none"> • 1.5 gpm @ 60 psi • Spout Center-Center 7-1/2" • Pop-up drain not included | | |
| | 230-15 | Lever Handle Complete Set Trim Only | \$300 | \$900 |
| | 9090536 | Single Handle Wall Valve | \$199 | |
| | 901-1 | Grid Drain | \$130 | \$220 |

| | | | | |
|---|---|---|-------|-------|
|  | 1/2" Mini Thermostatic Valve w/ Volume Control or Diverter | | | |
| | | <ul style="list-style-type: none"> • 2 Handles • 9 x 4" Plate • Center-Center 5" • 6.5 gpm @ 45 psi • Anti-scald • Integral Stops and Filters • Trim Control can be used with 1-116 or 1-117 • CALGreen Compliant | | |
| | 4-168 | Knurled Handles Complete Set Trim Only | \$400 | \$800 |
| | 4-169 | Smooth Handles Complete Set Trim Only | \$400 | \$800 |
| | 4-170 | Marble Handles Complete Set Trim Only | \$575 | \$900 |
| | 4-171 | Lever Handles Complete Set Trim Only | \$400 | \$800 |
| | 1-116 | Valve w/ Volume Control | \$285 | |
| | 1-117 | Valve w/ Diverter | \$335 | |
| | |  | | |

| | | | | |
|---|---|--|-------|-------|
|  | 1/2" Mini Thermostatic Shower Trim | | | |
| | | <ul style="list-style-type: none"> • 5" Round Plate • 5" x 5" Plate • 6.5 gpm @ 45 psi • Anti-scald • Integral Stops and Filters • Requires Separate Volume Control Valve and/or Multi Function Diverter | | |
| | 4-172 | Knurled Handle Trim Only, Round Plate | \$300 | \$650 |
| | 4-173 | Smooth Handle Trim Only, Round Plate | \$300 | \$650 |
| | 4-174 | Marble Handle Trim Only, Round Plate | \$388 | \$700 |
| | 4-175 | Lever Handle Trim Only, Round Plate | \$300 | \$650 |
| | 4-176 | Knurled Handle Trim Only, Square Plate | \$300 | \$650 |
| | 4-177 | Smooth Handle Trim Only, Square Plate | \$300 | \$650 |
| | 4-178 | Marble Handle Trim Only, Square Plate | \$388 | \$700 |
| | 4-179 | Lever Handle Trim Only, Square Plate | \$300 | \$650 |
| | 1-115 | 1/2" Thermostatic Valve | \$219 | |
| | 80607PHY | 1/2" Volume Control | \$89 | |
| | 80001820 | 3 Function Wall Diverter | \$164 | |
| | |  | | |

| | Model Number | Description | Finish Pricing Group 1 | Finish Pricing Group 2 |
|--|-----------------|--|------------------------|------------------------|
| 1/2" Thermostatic Shower Set with Volume Control | | | | |
|  <ul style="list-style-type: none"> • 2.0 gpm @ 60 psi • 4" Shower Head • ONLY AVAILABLE IN 026, 014 and 015 FINISH • CALGreen Compliant | 230-30 | Lever Handles Complete Set Trim Only | \$250 | NA |
| | 1-122 | 1/2" Thermostatic Valve | \$250 | |
| | | | | |
| Hand Shower with Volume Control Kit | | | | |
|  <ul style="list-style-type: none"> • Kit includes Hand Shower, Hose, Integrated Hook, Outlet and Volume Control • ONLY AVAILABLE IN 026, 014 and 015 FINISH | 4-204 | Round Hand Shower with Hose | \$275 | NA |
| | | | | |
| 3/4" Thermostatic Shower Trim | | | | |
|  <ul style="list-style-type: none"> • 6" x 6" Plate • 6" Round Plate • 12 gpm @ 45 psi • Anti-scald • Integral Stops and Filters • Requires Separate Volume Control Valve or Diverter  | 4-180 | Knurled Handle Trim Only, Round Plate | \$300 | \$650 |
| | 4-181 | Smooth Handle Trim Only, Round Plate | \$300 | \$650 |
| | 4-182 | Marble Handle Trim Only, Round Plate | \$388 | \$700 |
| | 4-183 | Lever Handle Trim Only, Round Plate | \$300 | \$650 |
| | 4-184 | Knurled Handle Trim Only, Square Plate | \$300 | \$650 |
| | 4-185 | Smooth Handle Trim Only, Square Plate | \$300 | \$650 |
| | 4-186 | Marble Handle Trim Only, Square Plate | \$388 | \$700 |
| | 4-187 | Lever Handle Trim Only, Square Plate | \$300 | \$650 |
| | 34THERM | 3/4" Thermostatic Valve | \$369 | |
| | 80002125 | 3/4" Volume Control | \$99 | |
| Volume Control/Diverter Trim | | | | |
|  | 230-35 | Knurled Handle Trim Only | \$140 | \$300 |
| | 230-36 | Smooth Handle Trim Only | \$140 | \$300 |
| | 230-37 | Marble Handle Trim Only | \$228 | \$350 |
| | 80002125 | 3/4" Volume Control | \$99 | |
| | 80607PHY | 1/2" Volume Control | \$89 | |
| | 80001820 | 3 Function Wall Diverter | \$164 | |
| Volume Control/Diverter Trim | | | | |
|  | 230-38 | Lever Handle Trim Only | \$140 | \$300 |
| | 80002125 | 3/4" Volume Control | \$99 | |
| | 80607PHY | 1/2" Volume Control | \$89 | |
| | 80001820 | 3 Function Wall Diverter | \$164 | |

**Pressure Balance Shower Set**

- 6" Round Plate
- 6" X 6" Square Plate
- Multi Function Shower Head
- 6.5 gpm @ 45 psi
- Anti-scald
- Shower Head @ 2.0 gpm

| Model Number | Description | Finish Pricing Group 1 | Finish Pricing Group 2 |
|----------------|--|------------------------|------------------------|
| 230-21 | Knurled Handle Trim Only, Round Plate | \$525 | \$600 |
| 230-22 | Smooth Handle Trim Only, Round Plate | \$525 | \$600 |
| 230-23 | Marble Handle Trim Only, Round Plate | \$613 | \$650 |
| 230-24 | Lever Handle Trim Only, Round Plate | \$525 | \$600 |
| 230S-21 | Knurled Handle Trim Only, Square Plate | \$525 | \$600 |
| 230S-22 | Smooth Handle Trim Only, Square Plate | \$525 | \$600 |
| 230S-23 | Marble Handle Trim Only, Square Plate | \$613 | \$650 |
| 230S-24 | Lever Handle Trim Only, Square Plate | \$525 | \$600 |
| DFPHY | 1/2" Pressure Balance Valve | \$211 | |

**Pressure Balance Shower Plate & Handle Trim**

- Less Head, Arm & Flange
- 6" Round Plate
- 6" X 6" Square Plate
- 6.5 gpm @ 45 psi
- Anti-scald

| | | | |
|--------------|--|-------|-------|
| 4-180 | Knurled Handle Trim Only, Round Plate | \$300 | \$600 |
| 4-181 | Smooth Handle Trim Only, Round Plate | \$300 | \$600 |
| 4-182 | Marble Handle Trim Only, Round Plate | \$388 | \$650 |
| 4-183 | Lever Handle Trim Only, Round Plate | \$300 | \$600 |
| 4-184 | Knurled Handle Trim Only, Square Plate | \$300 | \$600 |
| 4-185 | Smooth Handle Trim Only, Square Plate | \$300 | \$600 |
| 4-186 | Marble Handle Trim Only, Square Plate | \$388 | \$650 |
| 4-187 | Lever Handle Trim Only, Square Plate | \$300 | \$600 |
| DFPHY | 1/2" Pressure Balance Valve | \$211 | |

**Pressure Balance Tub & Shower Kit**



- Multi Function Shower Head
- 6" Round Plate
- 6" X 6" Square Plate
- 6.5 gpm @ 45 psi
- Anti-scald
- Integral Diverter
- Spout Center-Center 7 1/2"
- Shower Head @ 2.0 gpm









| | | | |
|----------------|--|-------|--------|
| 230-26 | Knurled Handle Trim Only, Round Plate | \$695 | \$1040 |
| 230-27 | Smooth Handle Trim Only, Round Plate | \$695 | \$1040 |
| 230-28 | Marble Handle Trim Only, Round Plate | \$783 | \$1090 |
| 230-29 | Lever Handle Trim Only, Round Plate | \$695 | \$1040 |
| 230S-26 | Knurled Handle Trim Only, Square Plate | \$695 | \$1040 |
| 230S-27 | Smooth Handle Trim Only, Square Plate | \$695 | \$1040 |
| 230S-28 | Marble Handle Trim Only, Square Plate | \$783 | \$1090 |
| 230S-29 | Lever Handle Trim Only, Square Plate | \$695 | \$1040 |
| DFPHYID | Pressure Balance Tub & Shower Diverter Valve | \$315 | |





**Pressure Balance Shower & Diverter Set (Less Spout)**

- Multi Function Shower Head
- 6" Round Plate
- 6" X 6" Square Plate
- 6.5 gpm @ 45 psi
- Anti-scald
- Integral Diverter
- Wall Tub Spout not included
- Shower Head @ 2.0 gpm

| | | | |
|----------------|--|-------|--------|
| 4-188 | Knurled Handle Trim Only, Round Plate | \$450 | \$950 |
| 4-189 | Smooth Handle Trim Only, Round Plate | \$450 | \$950 |
| 4-190 | Marble Handle Trim Only, Round Plate | \$538 | \$1000 |
| 4-191 | Lever Handle Trim Only, Round Plate | \$450 | \$950 |
| 4-192 | Knurled Handle Trim Only, Square Plate | \$450 | \$950 |
| 4-193 | Smooth Handle Trim Only, Square Plate | \$450 | \$950 |
| 4-194 | Marble Handle Trim Only, Square Plate | \$538 | \$1000 |
| 4-195 | Lever Handle Trim Only, Square Plate | \$450 | \$950 |
| DFPHYID | Pressure Balance Tub & Shower Diverter Valve | \$315 | |

| | Model Number | Description | Finish Pricing Group 1 | Finish Pricing Group 2 |
|---|--|--|------------------------|------------------------|
|  | Pressure Balance Shower Plate w/ Diverter & Handle Trim Set | | | |
| | 4-196 | Knurled Handle, Round Trim Only | \$350 | \$650 |
| | 4-197 | Smooth Handle, Round Trim Only | \$350 | \$650 |
| | 4-198 | Marble Handle, Round Trim Only | \$438 | \$700 |
| | 4-199 | Lever Handle, Round Trim Only | \$350 | \$650 |
| | 4-200 | Knurled Handle, Square Trim Only | \$350 | \$650 |
| | 4-201 | Smooth Handle, Square Trim Only | \$350 | \$650 |
| | 4-202 | Marble Handle, Square Trim Only | \$438 | \$700 |
| | 4-203 | Lever Handle, Square Trim Only | \$350 | \$650 |
| | DFPHYID | Pressure Balance Tub & Shower Diverter Valve | \$315 | |
|  | Deck Tub Set | | | |
| | 230-40 | Knurled Handles Complete Set Trim Only | \$470 | \$1000 |
| | 230-41 | Smooth Handles Complete Set Trim Only | \$470 | \$1000 |
| | 230-42 | Marble Handles Trim Only | \$650 | \$1050 |
| | 230-43 | Lever Handles Trim Only | \$470 | \$1000 |
| | 80001248 | Deck Tub Set Valve | \$242 | |
|  | Deck Tub w/ Hand Shower | | | |
| | 230-48 | Knurled Handles Complete Set Trim Only | \$850 | \$1700 |
| | 230-49 | Smooth Handles Complete Set Trim Only | \$850 | \$1700 |
| | 230-50 | Marble Handles Complete Set Trim Only | \$1113 | \$1850 |
| | 230-51 | Lever Handles Complete Set Trim Only | \$850 | \$1700 |
| | 80001249 | Deck Tub Set w/ Hand Shower Valve | \$455 | |
|  | Floor Mount Spout | | | |
| | 230-52 | | \$950 | \$3200 |
|  | Floor Mount Complete Set | | | |
| | 230-45 | | \$1650 | \$3700 |
| | 2-145 | Quick Connect | \$100 | |
|  | Wall Tub Set | | | |
| | 230-56 | Knurled Handles Complete Set Trim Only | \$400 | \$900 |
| | 230-57 | Smooth Handles Complete Set Trim Only | \$400 | \$900 |
| | 230-58 | Marble Handles Complete Set Trim Only | \$575 | \$1000 |
| | 230-59 | Lever Handles Complete Set Trim Only | \$400 | \$900 |
| | 8090536R | Wall Shower/Wall Tub Valve | \$220 | |

| | | Model Number | Description | Finish Pricing Group 1 | Finish Pricing Group 2 |
|---|---------------------------------|--------------|---|------------------------|------------------------|
|  | Four Hole Bidet Set | | <ul style="list-style-type: none"> • Pop-up drain with lift rod and tailpiece • Vertical Spray | | |
| | | 230-60 | Knurled Handles | \$1000 | \$2000 |
| | | 230-61 | Smooth Handles | \$1000 | \$2000 |
| | | 230-62 | Marble Handles | \$1175 | \$2100 |
| | | 230-63 | Lever Handles | \$1000 | \$2000 |
|  | Wall Mounted Bidet | | <ul style="list-style-type: none"> • Thermostatic Temperature Control with ON/OFF • Wall Volume Control and ON/OFF Trigger on Hand Shower | | |
| | | 230-65 | Knurled Handle | \$400 | \$800 |
| | | | Complete Set Trim Only | | |
| | | 230-66 | Smooth Handle | \$400 | \$800 |
| | | | Complete Set Trim Only | | |
| | | 230-67 | Marble Handle | \$400 | \$800 |
| | | | Complete Set Trim Only | | |
| | | 230-68 | Lever Handle | \$400 | \$800 |
|  | Single Post Paper Holder | | <ul style="list-style-type: none"> • Mounting screws included | | |
| | | DB55 | | \$89 | \$142 |
|  | Towel Bars | | | | |
| | 18" Towel Bar | | | | |
| | | DB65 | | \$172 | \$274 |
| | 24" Towel Bar | | | | |
|  | 30" Towel Bar | | | | |
| | | DB70 | | \$172 | \$274 |
|  | Towel Ring | | <ul style="list-style-type: none"> • Mounting screws included • 6" Ring Diameter | | |
| | | DB40 | | \$110 | \$173 |
|  | Robe Hook | | <ul style="list-style-type: none"> • Mounting screws included | | |
| | | DB10 | | \$68 | \$110 |
|  | Cabinet Knob | | <ul style="list-style-type: none"> • Back Plate included • Mounting screws included | | |
| | | 230-90 | Knurled Knob | \$28 | \$50 |
| | | 230-91 | Smooth Knob | \$28 | \$50 |
| | | 230-92 | Marble Knob | \$42 | \$65 |

| | Model Number | Description | Finish Pricing Group 1 | Finish Pricing Group 2 |
|---|------------------|-------------|------------------------|------------------------|
| SQUARE SHOWER HEAD | | | | |
|  | 8" X 8" | | | |
| | 3-333 | | \$425 | \$850 |
| | 12" X 12" | | | |
| | 3-337 | | \$575 | \$1200 |
| ROUND SHOWER HEAD | | | | |
|  | 8" | | | |
| | 3-334 | | \$425 | \$850 |
| | 12" | | | |
| | 3-338 | | \$575 | \$1200 |
| STRAIGHT SHOWER ARM (1/2" NPT) | | | | |
|  | 4" ARM | | | |
| | 812 | | \$65 | \$120 |
| | 8" ARM | | | |
| | 813 | | \$75 | \$130 |
| | 12" ARM | | | |
| | 814 | | \$100 | \$180 |
| | FLANGE | | | |
| | 811 | Flange | \$28 | \$50 |
| 90° ANGLE SHOWER ARM (1/2" NPT) | | | | |
|  | 18" ARM | | | |
| | 815 | | \$100 | \$200 |
| | 24" ARM | | | |
| | 816 | | \$125 | \$225 |
| | FLANGE | | | |
| | 811 | Flange | \$28 | \$50 |

PHYL RICH[®]

MIX



| Model Number | Description | Finish Pricing Group 1 | Finish Pricing Group 2 |
|--------------|-------------|------------------------|------------------------|
|--------------|-------------|------------------------|------------------------|

Widespread Faucet

- 1.5 gpm @ 60 psi
- Spout Center-Center 5-1/2"
- Height 6-3/4"

| | | | |
|--------|---------------|-------|---------|
| 290-01 | Blade Handles | \$604 | \$1,087 |
|--------|---------------|-------|---------|



Widespread Faucet

- 1.5 gpm @ 60 psi
- Spout Center-Center 5-1/2"
- Height 6-3/4"

| | | | |
|--------|---------------|-------|---------|
| 290-02 | Lever Handles | \$604 | \$1,087 |
|--------|---------------|-------|---------|



Widespread Faucet

- 1.5 gpm @ 60 psi
- Spout Center-Center 5-1/2"
- Height 6-3/4"

| | | | |
|--------|--------------|-------|---------|
| 290-03 | Ring Handles | \$604 | \$1,087 |
|--------|--------------|-------|---------|



Widespread Faucet

- 1.5 gpm @ 60 psi
- Spout Center-Center 5-1/2"
- Height 6-3/4"

| | | | |
|--------|--------------|-------|---------|
| 290-04 | Cube Handles | \$604 | \$1,087 |
|--------|--------------|-------|---------|



Widespread Faucet

- 1.5 gpm @ 60 psi
- Spout Center-Center 5-1/2"
- Height 4-1/4"

| Model Number | Description | Finish Pricing Group 1 | Finish Pricing Group 2 |
|--------------|---------------|------------------------|------------------------|
| 290L-01 | Blade Handles | \$604 | \$1,087 |

Widespread Faucet

- 1.5 gpm @ 60 psi
- Spout Center-Center 5-1/2"
- Height 4-1/4"

| | | | |
|---------|---------------|-------|---------|
| 290L-02 | Lever Handles | \$604 | \$1,087 |
|---------|---------------|-------|---------|

Widespread Faucet

- 1.5 gpm @ 60 psi
- Spout Center-Center 5-1/2"
- Height 4-1/4"

| | | | |
|---------|--------------|-------|---------|
| 290L-03 | Ring Handles | \$604 | \$1,087 |
|---------|--------------|-------|---------|

Widespread Faucet

- 1.5 gpm @ 60 psi
- Spout Center-Center 5-1/2"
- Height 4-1/4"

| | | | |
|---------|--------------|-------|---------|
| 290L-04 | Cube Handles | \$604 | \$1,087 |
|---------|--------------|-------|---------|

Single Hole Lavatory Faucet

- 1.5 gpm @ 60 psi
- Spout Center-Center 5-1/2"
- Height 6-3/4"




| | | | |
|--------|--------------|-------|-------|
| 290-06 | Blade Handle | \$575 | \$992 |
| 290-07 | Ring Handle | \$575 | \$992 |
| 290-08 | Cube Handle | \$575 | \$992 |



Single Hole Lavatory Faucet


- 1.5 gpm @ 60 psi
- Spout Center-Center 5-1/2"
- Height 4-3/4"





| | | | |
|---------|--------------|-------|-------|
| 290L-06 | Blade Handle | \$575 | \$992 |
| 290L-07 | Ring Handle | \$575 | \$992 |
| 290L-08 | Cube Handle | \$575 | \$992 |

| | Model Number | Description | Finish Pricing Group 1 | Finish Pricing Group 2 |
|---|--------------------------|-----------------------------|------------------------|------------------------|
|  | Wall Lavatory Set | | | |
| | | • 1.5 gpm @ 60 psi | | |
| | | • Spout Center-Center 8" | | |
| | | • Pop-up drain not included | | |
| | 290-11 | Blade Handles Trim Only | \$499 | \$898 |
| | 290-12 | Lever Handles Trim Only | \$499 | \$898 |
| | 290-13 | Ring Handles Trim Only | \$499 | \$898 |
| | 290-14 | Cube Handles Trim Only | \$499 | \$898 |
| | 8090536RNL | Wall Lavatory Set Valve | \$220 | |
| | 901-1 | Grid Drain | \$130 | \$220 |

| | | | | |
|--|---|------------------------------|-------|-------|
|  | 1/2" Mini Thermostatic Valve w/ Volume Control or Diverter | | | |
| | | • 2 Handles | | |
| | | • 4" x 9" Plate | | |
| | | • 6.5 gpm @ 45 psi | | |
| | | • Anti-scald | | |
| | | • Integral Stops and Filters | | |
| | 4-115 | Blade Handles Trim Only | \$550 | \$950 |
| | 4-116 | Lever Handles Trim Only | \$550 | \$950 |
| | 4-117 | Ring Handles Trim Only | \$550 | \$950 |
| | 4-118 | Cube Handle Trim Only | \$550 | \$950 |
| | 1-116 | Valve w/ Volume Control | \$285 | |
| | 1-117 | Valve w/ Diverter | \$335 | |
|  | | | | |

| | | | | |
|---|---|---|-------|-------|
|  | 1/2" Mini Thermostatic Shower Trim | | | |
| | | • 6"x6" Plate | | |
| | | • Anti-scald | | |
| | | • Integral Stops and Filters | | |
| | | • For Non-Handed Functions | | |
| | | • Requires Separate Volume Control Valve and/or Multi Function Diverter | | |
| | 4-111 | Blade Handle Trim Only | \$473 | \$851 |
| | 4-112 | Lever Handle Trim Only | \$473 | \$851 |
| | 4-113 | Ring Handle Trim Only | \$473 | \$851 |
| | 4-114 | Cube Handle Trim Only | \$473 | \$851 |
| | 1-115 | 1/2" Thermostatic Valve | \$219 | |
| | 80001820 | 3 Function Wall Diverter | \$164 | |

| | | | | |
|---|--------------------------------------|------------------------------|-------|-------|
|  | 3/4" Thermostatic Shower Trim | | | |
| | | • 6"x6" Plate | | |
| | | • 12 gpm @ 45 psi | | |
| | | • Anti-scald | | |
| | | • Integral Stops and Filters | | |
| | | • For Non-Handed Functions | | |
| | 4-111 | Blade Handle Trim Only | \$473 | \$851 |
| | 4-112 | Lever Handle Trim Only | \$473 | \$851 |
| | 4-113 | Ring Handle Trim Only | \$473 | \$851 |
| | 4-114 | Cube Handle Trim Only | \$473 | \$851 |
| | 34THERM | 3/4" Thermostatic Valve | \$369 | |
| | 80002125 | 3/4" Volume Control | \$99 | |
| | 80001820 | 3 Function Wall Diverter | \$164 | |

| | | | | |
|---|-------------------------------------|--------------------------|-------|-------|
|  | Volume Control/Diverter Trim | | | |
| | 290-35 | Blade Handle Trim Only | \$210 | \$378 |
| | 290-36 | Lever Handle Trim Only | \$210 | \$378 |
| | 290-37 | Ring Handle Trim Only | \$210 | \$378 |
| | 290-38 | Cube Handle Trim Only | \$210 | \$378 |
| | 80002125 | 3/4" Volume Control | \$99 | |
| | 80607PHY | 1/2" Volume Control | \$89 | |
| | 80001820 | 3 Function Wall Diverter | \$164 | |



Pressure Balance Shower Set

- 6"x6" Plate
- 6.5 gpm @ 45 psi
- Anti-scald
- Shower Head @ 2.0 gpm

| Model Number | Description | Finish Pricing Group 1 | Finish Pricing Group 2 |
|--------------|-----------------------------|------------------------|------------------------|
| 290-21 | Blade Handle Trim Only | \$600 | \$1,050 |
| 290-22 | Lever Handle Trim Only | \$600 | \$1,050 |
| 290-23 | Ring Handle Trim Only | \$600 | \$1,050 |
| 290-24 | Cube Handle Trim Only | \$600 | \$1,050 |
| DFPHY | 1/2" Pressure Balance Valve | \$211 | |

Pressure Balance Shower Plate & Handle Trim

- Less Head, Arm & Flange
- 6"x6" Plate
- 6.5 gpm @ 45 psi
- Anti-scald



| | | | |
|-------|-----------------------------|-------|-------|
| 4-111 | Blade Handle Trim Only | \$473 | \$851 |
| 4-112 | Lever Handle Trim Only | \$473 | \$851 |
| 4-113 | Ring Handle Trim Only | \$473 | \$851 |
| 4-114 | Cube Handle Trim Only | \$473 | \$851 |
| DFPHY | 1/2" Pressure Balance Valve | \$192 | |

Pressure Balance Tub & Shower Kit

- 6" x 6" Plate
- 6.5 gpm @ 45 psi
- Anti-scald
- Integral Diverter
- Spout Center-Center 8"
- Shower Head @ 2.0 gpm



| | | | |
|---------|--|-------|---------|
| 290-26 | Blade Lever Handle Trim Only | \$850 | \$1,323 |
| 290-27 | Lever Handle Trim Only | \$850 | \$1,323 |
| 290-28 | Ring Lever Handle Trim Only | \$850 | \$1,323 |
| 290-29 | Cube Lever Handle Trim Only | \$850 | \$1,323 |
| DFPHYID | Pressure Balance Tub & Shower Diverter Valve | \$315 | |

Pressure Balance Shower and Diverter Set (Less Tub Spout)

- 6" x 6" Plate
- 6.5 gpm @ 45 psi
- Anti-scald
- Integral Diverter
- Wall Tub Spout not included
- Shower Head @ 2.0 gpm




| | | | |
|---------|--|-------|---------|
| 4-142 | Blade Handle Trim Only | \$675 | \$1,150 |
| 4-143 | Lever Handle Trim Only | \$675 | \$1,150 |
| 4-144 | Ring Handle Trim Only | \$675 | \$1,150 |
| 4-145 | Cube Handle Trim Only | \$675 | \$1,150 |
| DFPHYID | Pressure Balance Tub & Shower Diverter Valve | \$315 | |


Pressure Balance Shower Plate w/ Diverter & Handle Trim Set


- 6.5 gpm @ 45 psi
- Anti-scald
- Integral Diverter
- Wall Tub Spout not included
- Head, Arm & Flange not included




| | | | |
|---------|--|-------|-------|
| 4-107 | Blade Handle Trim Only | \$550 | \$900 |
| 4-108 | Lever Handle Trim Only | \$550 | \$900 |
| 4-109 | Ring Handle Trim Only | \$550 | \$900 |
| 4-110 | Cube Handle Trim Only | \$550 | \$900 |
| DFPHYID | Pressure Balance Tub & Shower Diverter Valve | \$315 | |

| | Model Number | Description | Finish Pricing Group 1 | Finish Pricing Group 2 |
|---|---|-------------------------|------------------------|------------------------|
|  | Deck Tub Set | | | |
| | <ul style="list-style-type: none"> Spout Center-Center 9" Height 5-1/4" | | | |
| | 290-40 | Blade Handles Trim Only | \$785 | \$1,323 |
| | 290-41 | Lever Handles Trim Only | \$785 | \$1,323 |
| | 290-42 | Ring Handles Trim Only | \$785 | \$1,323 |
| | 290-43 | Cube Handles Trim Only | \$785 | \$1,323 |
| | 80001246 | Deck Tub Set Valve | \$242 | |

| | | | | |
|---|---|-----------------------------------|---------|---------|
|  | Deck Tub Set w/ Hand Shower | | | |
| | <ul style="list-style-type: none"> Includes Handle Trim, Hand Shower, 59" Finished Hose and Deck Flange Trim | | | |
| | 290-48 | Blade Handles Trim Only | \$1,100 | \$2,600 |
| | 290-49 | Lever Handles Trim Only | \$1,100 | \$2,600 |
| | 290-50 | Ring Handles Trim Only | \$1,100 | \$2,600 |
| | 290-51 | Cube Handles Trim Only | \$1,100 | \$2,600 |
| | 80001247 | Deck Tub Set w/ Hand Shower Valve | \$455 | |

| | | | | |
|---|---|----------------------------|-------|-------|
|  | Wall Tub Set | | | |
| | <ul style="list-style-type: none"> Spout Center-Center 8" | | | |
| | 290-56 | Blade Handles Trim Only | \$499 | \$898 |
| | 290-57 | Lever Handles Trim Only | \$499 | \$898 |
| | 290-58 | Ring Handles Trim Only | \$499 | \$898 |
| | 290-59 | Cube Handles Trim Only | \$499 | \$898 |
| | 8090536R | Wall Shower/Wall Tub Valve | \$220 | |
| | <ul style="list-style-type: none"> Off Set From Handles | | | |
| | 8090536RNL | Wall Lavatory Set Valve | \$220 | |
| | <ul style="list-style-type: none"> Horizontally In-Line With Handles | | | |



| | | | | |
|---|--|---------------|-------|---------|
|  | Four Hole Bidet Set | | | |
| | <ul style="list-style-type: none"> Pop-up drain with lift rod and tailpiece Vertical Spray | | | |
| | 290-60 | Blade Handles | \$945 | \$1,701 |
| | 290-61 | Lever Handles | \$945 | \$1,701 |
| | 290-62 | Ring Handles | \$945 | \$1,701 |
| | 290-63 | Cube Handles | \$945 | \$1,701 |

| | Model Number | Description | Finish Pricing Group 1 | Finish Pricing Group 2 |
|--|--------------|-------------|------------------------|------------------------|
|--|--------------|-------------|------------------------|------------------------|



Single Post Paper Holder

- Mounting screws included
- 6" Length

| | | |
|--------|-------|-------|
| 290-74 | \$168 | \$305 |
|--------|-------|-------|

Towel Bars

18" Towel Bar

- Mounting screws included

| | | |
|--------|-------|-------|
| 290-70 | \$263 | \$473 |
|--------|-------|-------|



24" Towel Bar

- Mounting screws included

| | | |
|--------|-------|-------|
| 290-71 | \$263 | \$473 |
|--------|-------|-------|

30" Towel Bar

- Mounting screws included

| | | |
|--------|-------|-------|
| 290-72 | \$263 | \$473 |
|--------|-------|-------|

Hand Towel Bar

- Mounting screws included
- 7-1/4" Length

| | | |
|--------|-------|-------|
| 290-75 | \$168 | \$305 |
|--------|-------|-------|



Robe Hook

- Mounting screws included

| | | |
|--------|-------|-------|
| 290-76 | \$131 | \$236 |
|--------|-------|-------|



STRIA



| Model Number | Description | Finish Pricing Group 1 | Finish Pricing Group 2 |
|--------------|-------------|------------------------|------------------------|
|--------------|-------------|------------------------|------------------------|

Widespread Faucet

- 1.5 gpm @ 60 psi
- Spout Center-Center 5-1/2"
- Height 6-3/4"

| | | | |
|--------|---------------|-------|---------|
| 291-01 | Blade Handles | \$725 | \$1,304 |
|--------|---------------|-------|---------|



Widespread Faucet

- 1.5 gpm @ 60 psi
- Spout Center-Center 5-1/2"
- Height 6-3/4"

| | | | |
|--------|---------------|-------|---------|
| 291-02 | Lever Handles | \$725 | \$1,304 |
|--------|---------------|-------|---------|





Widespread Faucet



- 1.5 gpm @ 60 psi
- Spout Center-Center 5-1/2"
- Height 6-3/4"


| | | | |
|--------|--------------|-------|---------|
| 291-04 | Cube Handles | \$725 | \$1,304 |
|--------|--------------|-------|---------|





| | Model Number | Description | Finish Pricing Group 1 | Finish Pricing Group 2 |
|---|---|---------------|------------------------|------------------------|
|  | Widespread Faucet | | | |
| | <ul style="list-style-type: none">1.5 gpm @ 60 psiSpout Center-Center 5-1/2"Height 4-1/4" | | | |
| | 291L-01 | Blade Handles | \$725 | \$1,300 |
|  | Widespread Faucet | | | |
| | <ul style="list-style-type: none">1.5 gpm @ 60 psiSpout Center-Center 5-1/2"Height 4-1/4" | | | |
| | 291L-02 | Lever Handles | \$725 | \$1,300 |
|  | Widespread Faucet | | | |
| | <ul style="list-style-type: none">1.5 gpm @ 60 psiSpout Center-Center 5-1/2"Height 4-1/4" | | | |
| | 291L-04 | Cube Handles | \$725 | \$1,300 |
|  | Single Hole Lavatory Faucet | | | |
| | <ul style="list-style-type: none">1.5 gpm @ 60 psiSpout Center-Center 5-1/2"Height 6-3/4" | | | |
| | 291-06 | Blade Handle | \$662 | \$1191 |
|  | | | | |
| | 291-08 | Cube Handle | \$662 | \$1191 |
|  | Single Hole Lavatory Faucet | | | |
| | <ul style="list-style-type: none">1.5 gpm @ 60 psiSpout Center-Center 5-1/2"Height 4-3/4" | | | |
| | 291L-06 | Blade Handle | \$662 | \$1191 |
|  | | | | |
| | 291L-08 | Cube Handle | \$662 | \$1191 |

| | Model Number | Description | Finish Pricing Group 1 | Finish Pricing Group 2 |
|---|--------------------------|---|------------------------|------------------------|
|  | Wall Lavatory Set | | | |
| | | <ul style="list-style-type: none"> 1.5 gpm @ 60 psi Spout Center-Center 8" Pop-up drain not included | | |
| | 291-11 | Blade Handles Trim Only | \$550 | \$1077 |
| | 291-12 | Lever Handles Trim Only | \$550 | \$1077 |
| | 291-14 | Cube Handles Trim Only | \$550 | \$1077 |
| | 8090536RNL | Wall Lavatory Set Valve | \$220 | |
| | 901-1 | Grid Drain | \$130 | \$220 |

| | | | | |
|---|-------|--|-------|--------|
| 1/2" Mini Thermostatic Valve w/ Volume Control or Diverter | | | | |
|  | | <ul style="list-style-type: none"> 2 Handles 4" X 9" Plate 6.5 gpm @ 45 psi Anti-scald Integral Stops and Filters Trim control can be used with 1-116 or 1-117 CALGreen Compliant | | |
| | 4-125 | Blade Handles Trim Only | \$675 | \$1200 |
| | 4-126 | Lever Handles Trim Only | \$675 | \$1200 |
| | 4-127 | Cube Handles Trim Only | \$675 | \$1200 |
| | 1-116 | Valve w/ Volume Control | \$285 | |
| | 1-117 | Valve w/ Diverter | \$335 | |
| | |  | | |

| | | | | |
|---|----------|--|-------|-------|
| 1/2" Mini Thermostatic Shower Trim | | | | |
|  | | <ul style="list-style-type: none"> 6"x6" Plate Anti-scald Integral Stops and Filters For Non-Handed Functions Requires Separate Volume Control Valve and/or Multi Function Diverter | | |
| | 4-122 | Blade Handle Trim Only | \$473 | \$851 |
| | 4-123 | Lever Handle Trim Only | \$473 | \$851 |
| | 4-124 | Cube Handle Trim Only | \$473 | \$851 |
| | 1-115 | 1/2" Thermostatic Valve | \$219 | |
| | 80001820 | 3 Function Wall Diverter | \$164 | |

| | | | | |
|---|----------|--|-------|-------|
| 3/4" Thermostatic Shower Trim | | | | |
|  | | <ul style="list-style-type: none"> 6"x6" Plate 12 gpm @ 45 psi Anti-scald Integral Stops and Filters For Non-Handed Functions Requires Separate Volume Control Valve | | |
| | 4-122 | Blade Handle Trim Only | \$473 | \$851 |
| | 4-123 | Lever Handle Trim Only | \$473 | \$851 |
| | 4-124 | Cube Handle Trim Only | \$473 | \$851 |
| | 34THERM | 3/4" Thermostatic Valve | \$369 | |
| | 80002125 | 1/2" Volume Control | \$89 | |
| | 80001820 | 3 Function Wall Diverter | \$164 | |

| | | | | |
|---|----------|--------------------------|-------|-------|
| Volume Control/Diverter Trim | | | | |
|  | 291-35 | Blade Handle Trim Only | \$252 | \$454 |
| | 291-36 | Lever Handle Trim Only | \$252 | \$454 |
| | 291-38 | Cube Handle Trim Only | \$252 | \$454 |
| | 80002125 | 3/4" Volume Control | \$99 | |
| | 80607PHY | 1/2" Volume Control | \$89 | |
| | 80001820 | 3 Function Wall Diverter | \$164 | |



Pressure Balance Shower Set

- 6"x6" Plate
- 6.5 gpm @45 psi
- Anti-scald
- Shower Head @ 2.0 gpm

| Model Number | Description | Finish Pricing Group 1 | Finish Pricing Group 2 |
|--------------|-----------------------------|------------------------|------------------------|
| 291-21 | Blade Handle Trim Only | \$567 | \$1021 |
| 291-22 | Lever Handle Trim Only | \$567 | \$1021 |
| 291-24 | Cube Handle Trim Only | \$567 | \$1021 |
| DFPHY | 1/2" Pressure Balance Valve | \$211 | |



Pressure Balance Shower Plate & Handle Trim

- Less Head, Arm & Flange
- 6"x6" Plate
- 6.5 gpm @ 45 psi
- Anti-scald

| Model Number | Description | Finish Pricing Group 1 | Finish Pricing Group 2 |
|--------------|-----------------------------|------------------------|------------------------|
| 4-122 | Blade Handle Trim Only | \$473 | \$851 |
| 4-123 | Lever Handle Trim Only | \$473 | \$851 |
| 4-124 | Cube Handle Trim Only | \$473 | \$851 |
| DFPHY | 1/2" Pressure Balance Valve | \$211 | |



Pressure Balance Tub & Shower Kit

- 6" x 6" Plate
- 6.5 gpm @ 45 psi
- Anti-scald
- Integral Diverter
- Spout Center-Center 8"
- Shower Head @ 2.0 gpm

| Model Number | Description | Finish Pricing Group 1 | Finish Pricing Group 2 |
|--------------|--|------------------------|------------------------|
| 291-26 | Blade Lever Handle Trim Only | \$735 | \$1,323 |
| 291-27 | Lever Handle Trim Only | \$735 | \$1,323 |
| 291-29 | Cube Lever Handle Trim Only | \$735 | \$1,323 |
| DFPHYID | Pressure Balance Tub & Shower Diverter Valve | \$315 | |



Pressure Balance Shower and Diverter Set (Less Tub Spout)

- 6" x 6" Plate
- 6.5 gpm @ 45 psi
- Anti-scald
- Integral Diverter
- Wall Tub Spout not included
- Shower Head @ 2.0 gpm

| Model Number | Description | Finish Pricing Group 1 | Finish Pricing Group 2 |
|--------------|--|------------------------|------------------------|
| 4-146 | Blade Handle Trim Only | \$578 | \$1,040 |
| 4-147 | Lever Handle Trim Only | \$578 | \$1,040 |
| 4-148 | Cube Handle Trim Only | \$578 | \$1,040 |
| DFPHYID | Pressure Balance Tub & Shower Diverter Valve | \$315 | |





Pressure Balance Shower Plate w/ Diverter & Handle Trim Set


- 6.5 gpm @ 45 psi
- Anti-scald
- Integral Diverter
- Wall Tub Spout not included
- Head, Arm & Flange not included

| Model Number | Description | Finish Pricing Group 1 | Finish Pricing Group 2 |
|--------------|--|------------------------|------------------------|
| 4-119 | Blade Handle Trim Only | \$550 | \$900 |
| 4-120 | Lever Handle Trim Only | \$550 | \$900 |
| 4-121 | Cube Handle Trim Only | \$550 | \$900 |
| DFPHYID | Pressure Balance Tub & Shower Diverter Valve | \$315 | |



| | Model Number | Description | Finish Pricing Group 1 | Finish Pricing Group 2 |
|---|-----------------|-------------------------|------------------------|------------------------|
|  Deck Tub Set <ul style="list-style-type: none"> • Spout Center-Center 9" • Height 5-1/4" | 291-40 | Blade Handles Trim Only | \$882 | \$1,323 |
| | 291-41 | Lever Handles Trim Only | \$882 | \$1,323 |
| | 291-43 | Cube Handles Trim Only | \$882 | \$1,323 |
| | 80001246 | Deck Tub Set Valve | \$242 | |

| | | | | |
|--|-----------------|-------------------------------|---------|---------|
|  Deck Tub Set w/ Hand Shower <ul style="list-style-type: none"> • Includes Handle Trim, Hand Shower, 59" Finished Hose and Deck Flange Trim | 291-48 | Blade Handles Trim Only | \$1,200 | \$2,200 |
| | 291-49 | Lever Handles Trim Only | \$1,200 | \$2,200 |
| | 291-51 | Cube Handles Trim Only | \$1,200 | \$2,200 |
| | 80001247 | Deck Tub w/ Hand Shower Valve | \$455 | |


| | | | | |
|--|-------------------|----------------------------|-------|---------|
|  Wall Tub Set <ul style="list-style-type: none"> • Spout Center-Center 8" | 291-56 | Blade Handles Trim Only | \$550 | \$1,077 |
| | 291-57 | Lever Handles Trim Only | \$550 | \$1,077 |
| | 291-59 | Cube Handles Trim Only | \$550 | \$1,077 |
| | 8090536R | Wall Shower/Wall Tub Valve | \$220 | |
| | 8090536RNL | • Off Set From Handles | | |
| | | Wall Lavatory Set Valve | \$220 | |








8090536R



8090536RNL

| | | | | |
|---|---------------|---------------|---------|---------|
|  Four Hole Bidet Set <ul style="list-style-type: none"> • Pop-up drain with lift rod and tailpiece • Vertical Spray | 291-60 | Blade Handles | \$1,134 | \$2,041 |
| | 291-61 | Lever Handles | \$1,134 | \$2,041 |
| | 291-63 | Cube Handles | \$1,134 | \$2,041 |

| | | Model Number | Description | Finish Pricing Group 1 | Finish Pricing Group 2 |
|---|--|-----------------|-------------|------------------------------|------------------------------|
|  | Single Post Paper Holder | | | | |
| | <ul style="list-style-type: none">• Mounting screws included• 6" Length | 291-74 | | \$202 | \$363 |
|  | Towel Bars | | | | |
| | 18" Towel Bar | | | | |
| | <ul style="list-style-type: none">• Mounting screws included | 291-70 | | \$315 | \$567 |
| | 24" Towel Bar | | | | |
| | <ul style="list-style-type: none">• Mounting screws included | 291-71 | | \$315 | \$567 |
|  | 30" Towel Bar | | | | |
| | <ul style="list-style-type: none">• Mounting screws included | 291-72 | | \$315 | \$567 |
|  | Hand Towel Bar | | | | |
| | <ul style="list-style-type: none">• Mounting screws included• 7-1/4" Length | 291-75 | | \$202 | \$363 |
|  | Robe Hook | | | | |
| | <ul style="list-style-type: none">• Mounting screws included | 291-76 | | \$158 | \$284 |

3RING



Model
Number

Description

Finish
Pricing
Group 1

Finish
Pricing
Group 2

Widespread Faucet



- Pop-up drain with lift rod and tailpiece
- 1.5 gpm @ 60 psi
- Spout c-c 6-1/4"
- Height 5-3/4"

D205

Straight Lever Handles

\$547

\$1007

Widespread Faucet



- Pop-up drain with lift rod and tailpiece
- 1.5 gpm @ 60 psi
- Spout c-c 6-1/4"
- Height 5-3/4"

D206

Curved Lever Handles

\$547

\$1007

Wall Lavatory Set



- 1.5 gpm @ 60 psi
- Spout c-c 7-1/4"

DWL205

Straight Lever Handles
Trim Only

\$462

\$950

8090536RNL

Valve (8" c-c)

\$220

Wall Lavatory Set



- 1.5 gpm @ 60 psi
- Spout c-c 7-1/4"

DWL206

Curved Lever Handles
Trim Only

\$462

\$950

8090536RNL

Valve (8" c-c)

\$220

1/2" Mini Thermostatic Valve w/ Volume Control or Diverter



- 2 Handles
- 9" x 4" Plate
- Center-Center 5"
- 6.5 gpm @ 45 psi
- Anti-scald
- Integral Stops and Filters
- Trim Control Can be used with 1-116 or 1-117
- CALGreen Compliant

4-313

Straight Lever Handles
Trim Only

\$475

\$900

4-319

Curved Lever Handles
Trim Only

\$475

\$900

1-116

Valve w/ Volume Control

\$285

1-117

Valve w/ Diverter

\$335

3RING

TRADITIONAL



Pressure Balance Tub and Shower Set

- Back to back installation capability
- Anti-scald
- Temperature control within 3.6°F (2°C) of set point even with a 50% water pressure drop
- K803 Shower Head
- Spout c-c 7-1/4"
- Integral Diverter

| Model Number | Description | Finish Pricing Group 1 | Finish Pricing Group 2 |
|------------------|--------------------------|------------------------|------------------------|
| DPB2205 | Complete Set Trim Only | \$534 | \$1007 |
| DFPHYID | Valve | \$315 | |
| DPB2205TO | Plate & Handle Trim Only | \$374 | \$690 |



Pressure Balance Tub and Shower Set

- Back to back installation capability
- Anti-scald
- Temperature control within 3.6°F (2°C) of set point even with a 50% water pressure drop
- K803 Shower Head
- Spout c-c 7-1/4"
- Integral Diverter

| | | | |
|------------------|--------------------------|-------|--------|
| DPB2206 | Complete Set Trim Only | \$534 | \$1007 |
| DFPHYID | Valve | \$315 | |
| DPB2206TO | Plate & Handle Trim Only | \$374 | \$690 |



Pressure Balance Shower Set

- Temperature control within 3.6°F (2°C) of set point even with a 50% water pressure drop
- Anti-scald
- 2.0 gpm @ max
- K803 Shower Head


| | | | |
|------------------|--------------------------|-------|-------|
| DPB3205 | Complete Set Trim Only | \$400 | \$863 |
| DFPHY | Valve | \$211 | |
| DPB3205TO | Plate & Handle Trim Only | \$305 | \$633 |




Pressure Balance Shower Set

- Temperature control within 3.6°F (2°C) of set point even with a 50% water pressure drop
- Anti-scald
- 2.0 gpm @ max
- K803 Shower Head

| | | | |
|------------------|--------------------------|-------|-------|
| DPB3206 | Complete Set Trim Only | \$400 | \$863 |
| DFPHY | Valve | \$211 | |
| DPB3206TO | Plate & Handle Trim Only | \$305 | \$633 |

| | Model Number | Description | Finish Pricing Group 1 | Finish Pricing Group 2 |
|---|---|----------------------------|------------------------|------------------------|
|  | 1/2" and 3/4" Thermostatic Shower Trim | | | |
| | DTH205 | Plate and Handle Trim Only | \$305 | \$633 |
| | 34THERM | 3/4" Thermostatic Valve | \$369 | |
| | 1-115 | 1/2" Thermostatic Valve | \$219 | |

| | | | | |
|---|---|----------------------------|-------|-------|
|  | 1/2" and 3/4" Thermostatic Shower Trim | | | |
| | DTH206 | Plate and Handle Trim Only | \$305 | \$633 |
| | 34THERM | Valve | \$369 | |
| | 1-115 | 1/2" Thermostatic Valve | \$219 | |

| | | | | |
|--|--|---|-------|--------|
|  | Three Handle Tub and Shower Set | | | |
| | D2205 | Straight Lever Handles with Cross Diverter Handle Trim Only | \$713 | \$1093 |
| | 80951PHY | Valve | \$253 | |

| | | | | |
|---|--|---|-------|--------|
|  | Three Handle Tub and Shower Set | | | |
| | D2206 | Curved Lever Handles with Cross Diverter Handle Trim Only | \$713 | \$1093 |
| | 80951PHY | Valve | \$253 | |



Two Handle Shower Set

- 2.0 gpm @ max
- K803 Shower Head

| Model Number | Description | Finish Pricing Group 1 | Finish Pricing Group 2 |
|-----------------|------------------------|------------------------|------------------------|
| D3205 | Complete Set Trim Only | \$403 | \$805 |
| 8090536R | Valve | \$220 | |



Two Handle Shower Set

- 2.0 gpm @ max
- K803 Shower Head

| | | | |
|-----------------|------------------------|-------|-------|
| D3206 | Complete Set Trim Only | \$403 | \$805 |
| 8090536R | Valve (8" c-c) | \$220 | |



Volume Control/Diverter Trim

- Used with 1/2" or 3/4" Volume Control or Diverter

| | | | |
|-----------------|---------------------------------|-------|-------|
| D2PV205A | Straight Lever Handle Trim Only | \$205 | \$335 |
|-----------------|---------------------------------|-------|-------|



Volume Control/Diverter Trim

- Used with 1/2" or 3/4" Volume Control or Diverter

| | | | |
|-----------------|-------------------------------|-------|-------|
| D2PV206A | Curved Lever Handle Trim Only | \$205 | \$335 |
|-----------------|-------------------------------|-------|-------|



1/2" In-Line Stop/Volume Control Valve

- For Non-Handed Functions
- Wall Mount
- May be ordered in handed pairs for hot and cold installation








| | | | |
|-----------------|--|------|--|
| 80607PHY | | \$89 | |
|-----------------|--|------|--|











3/4" In-Line Stop/Volume Control Valve

- For Non-Handed Functions
- Wall Mount
- May be ordered in handed pairs for hot and cold installation

| | | | |
|-----------------|--|------|--|
| 80002125 | | \$99 | |
|-----------------|--|------|--|

| | Model Number | Description | Finish Pricing Group 1 | Finish Pricing Group 2 |
|---|-----------------|------------------------|------------------------|------------------------|
|  <ul style="list-style-type: none"> • For Non-Handed Functions • Wall Mount • (1) 1/2" Inlet • (3) 1/2" Outlets • Cal Green Compliant | 80001820 | | \$164 | |
| | | | | |
| Deck Tub Set with Hand Shower | | | | |
|  <ul style="list-style-type: none"> • Hand shower hose length is 59" (1499mm) • Integral check valves for backflow protection • D5205 Deck Tub Spout, 3/4" Valves, K6560 Hand Shower, and K6005 Deck Bracket • Spout c-c 9" • Height 7-3/4" | D2205E1 | Complete Set Trim Only | \$791 | \$1466 |
| | 80001249 | Valve | \$455 | |
| Deck Tub Set with Hand Shower | | | | |
|  <ul style="list-style-type: none"> • Hand shower hose length is 59" (1499mm) • Integral check valves for backflow protection • D5205 Deck Tub Spout, 3/4" Valves, K6560 Hand Shower, and K6005 Deck Bracket • Spout c-c 9" • Height 7-3/4" | D2206E1 | Complete Set Trim Only | \$791 | \$1466 |
| | 80001249 | Valve | \$455 | |
| Deck Tub Set | | | | |
|  <ul style="list-style-type: none"> • D5205 Deck Tub Spout and 3/4" Valves • Spout c-c 9" • Height 7-3/4" | D1205E | Complete Set Trim Only | \$447 | \$805 |
| | 80001248 | Valve | \$242 | |
| Deck Tub Set | | | | |
|  <ul style="list-style-type: none"> • D5205 Deck Tub Spout and 3/4" Valves • Spout c-c 9" • Height 7-3/4" | D1206E | Complete Set Trim Only | \$447 | \$805 |
| | 80001248 | Valve | \$242 | |
| Deck Tub Spout | | | | |
|  <ul style="list-style-type: none"> • Spout c-c 9" • Height 7-3/4" | D5205 | Spout Only | \$345 | \$679 |
| | | | | |
| Wall Tub Set | | | | |
|  <ul style="list-style-type: none"> • Spout c-c 7-1/4" | D1205 | Complete Set Trim Only | \$345 | \$805 |
| | 8090536R | Valve (8" c-c) | \$220 | |

| | | Model Number | Description | Finish Pricing Group 1 | Finish Pricing Group 2 |
|---|----------------------------------|-----------------|-------------------------------------|------------------------------|------------------------------|
|  | Wall Tub Set | | | | |
| | • Spout c-c 7-1/4" | D1206 | Complete Set Trim Only Trim Only | \$345 | \$805 |
| | | 8090536R | Valve (8" c-c) | \$220 | |
|  | Wall Tub Spout | | | | |
| | • Spout c-c 7-1/4" • 1/2" NPT | D1205X3 | Spout Only | \$227 | \$345 |
|  | Paper Holder | | | | |
| | • Mounting screws included | KGB50 | Large Post Dia. | \$173 | \$395 |
|  | Towel Bars | | | | |
| | 18" Towel Bar | | | | |
| | • Mounting screws included | KGB65 | Large Post Dia. | \$183 | \$311 |
| | 24" Towel Bar | | | | |
| | • Mounting screws included | KGB70 | Large Post Dia. | \$183 | \$311 |
| | 30" Towel Bar | | | | |
| | • Mounting screws included | KGB75 | Large Post Dia. | \$183 | \$311 |
|  | Towel Ring | | | | |
| | • Mounting screws included | KGB40 | Large Post Dia. | \$159 | \$243 |
|  | Robe Hook | | | | |
| | • Mounting screws included | KGB10 | Large Post Dia. | \$92 | \$150 |
|  | Wall Mounted Soap Dish | | | | |
| | • Mounting screws included | KGB25 | Large Post Dia. | \$202 | \$291 |

| | Model Number | Description | Finish Pricing Group 1 | Finish Pricing Group 2 |
|---|----------------------------------|-----------------|------------------------|------------------------|
|  | Wall Mounted Glass Holder | | | |
| | KGB30 | Large Post Dia. | \$198 | \$285 |

- Mounting screws included

| | | | | |
|---|----------------------------|------------------------|-------|--------|
|  | Four Hole Bidet Set | | | |
| | D4205 | Straight Lever Handles | \$978 | \$1553 |

- Pop-up drain with lift rod and tailpiece
- Vertical Spray

| | | | | |
|--|----------------------------|----------------------|-------|--------|
|  | Four Hole Bidet Set | | | |
| | D4206 | Curved Lever Handles | \$978 | \$1553 |

- Pop-up drain with lift rod and tailpiece
- Vertical Spray

PHYL RICH[®]

BEADED



| Model Number | Description | Finish Pricing Group 1 | Finish Pricing Group 2 |
|--------------|-------------|------------------------|------------------------|
|--------------|-------------|------------------------|------------------------|

Widespread Faucet

- 1.5 gpm @ 60 psi
- Spout Center-Center 6"
- Height 6"

| | | | |
|---------------|---------------|-------|--------|
| 207-01 | Lever Handles | \$600 | \$1100 |
|---------------|---------------|-------|--------|



Wall Lavatory Set

- 1.5 gpm @ 60 psi
- Spout Center-Center 9"
- Pop-up drain not included

| | | | |
|-------------------|--------------------------------------|-------|-------|
| 207-11 | Lever Handles Complete Set Trim Only | \$475 | \$900 |
| 8090536RNL | Wall Lavatory Set Valve | \$220 | |
| 901-1 | Grid Drain | \$130 | \$220 |



1/2" Mini Thermostatic Valve w/ Volume Control or Diverter

- 2 Handles
- 9" x 4" Plate
- Center-Center 5"
- 6.5 gpm @ 45 psi
- Anti-scald
- Integral Stops and Filters
- Trim Control can be used with 1-116 or 1-117
- CALGreen Compliant

| | | | |
|--------------|--------------------------------------|-------|-------|
| 4-131 | Lever Handles Complete Set Trim Only | \$475 | \$900 |
| 1-116 | Valve w/ Volume Control | \$285 | |
| 1-117 | Valve w/ Diverter | \$335 | |



1/2" Mini Thermostatic Shower Trim

- 7-3/16" Plate
- 6.5 gpm @ 45 psi
- Anti-scald
- Integral Stops and Filters
- Requires Separate Volume Control and/or Multi Function Diverter

| | | | |
|-----------------|--------------------------------------|-------|-------|
| 4-130 | Lever Handles Complete Set Trim Only | \$300 | \$600 |
| 1-115 | 1/2" Thermostatic Valve | \$219 | |
| 80607PHY | 1/2" Volume Control | \$89 | |
| 80001820 | 3 Function Wall Diverter | \$164 | |





3/4" Thermostatic Shower Trim

- 7-3/16" Plate
- 12 gpm @ 45 psi
- Anti-scald
- Integral Stops and Filters
- Requires Separate Volume Control

| Model Number | Description | Finish Pricing Group 1 | Finish Pricing Group 2 |
|-----------------|--------------------------|------------------------|------------------------|
| 4-130 | Lever Handle Trim Only | \$300 | \$600 |
| 34THERM | 3/4" Thermostatic Valve | \$369 | |
| 80002125 | 3/4" Volume Control | \$99 | |
| 80001820 | 3 Function Wall Diverter | \$164 | |

Volume Control/Diverter Trim



| | | | |
|-----------------|--------------------------|-------|-------|
| 207-35 | Lever Handle Trim Only | \$230 | \$450 |
| 80002125 | 3/4" Volume Control | \$99 | |
| 80607PHY | 1/2" Volume Control | \$89 | |
| 80001820 | 3 Function Wall Diverter | \$164 | |

Pressure Balance Shower Set

- 7-3/16" Plate
- 6.5 gpm @ 45 psi
- Anti-scald
- Shower Head @ 2.0 gpm

| | | | |
|---------------|-------------------------------------|-------|-------|
| 207-21 | Lever Handle Complete Set Trim Only | \$499 | \$980 |
| DFPHY | 1/2" Pressure Balance Valve | \$211 | |



Pressure Balance Shower Plate & Handle Trim

- Less Head, Arm & Flange
- 7-3/16" Plate
- 6.5 gpm @ 45 psi
- Anti-scald

| | | | |
|--------------|-------------------------------------|-------|-------|
| 4-130 | Lever Handle Complete Set Trim Only | \$300 | \$600 |
| DFPHY | 1/2" Pressure Balance Valve | \$211 | |



| | Model Number | Description | Finish Pricing Group 1 | Finish Pricing Group 2 |
|---|-----------------|---|------------------------|------------------------|
| Pressure Balance Tub & Shower Kit | | | | |
|  | 207-26 | Lever Handle Complete Set Trim Only | \$700 | \$1200 |
| | DFPHYID | Pressure Balance Tub & Shower Diverter Valve | \$315 | |
| | | | | |
| | | <ul style="list-style-type: none"> • 7-3/16" Plate • 6.5 gpm @ 45 psi • Anti-scald • Integral Diverter • Spout Center-Center 7-3/8" • Shower Head @ 2.0 gpm | | |
| Pressure Balance Shower & Diverter Set (Less Spout) | | | | |
|  | 4-481 | Lever Handle Complete Set Trim Only | \$400 | \$1100 |
| | DFPHYID | Pressure Balance Tub & Shower Diverter Valve | \$315 | |
| | | | | |
| | | <ul style="list-style-type: none"> • 6.5 gpm @ 45 psi • Anti-scald • Integral Diverter • Wall Tub Spout not included • Shower Head @ 2.0 gpm | | |
| Pressure Balance Shower Plate w/ Diverter & Handle Trim Set | | | | |
|  | 4-129 | Lever Handle Trim Only | \$499 | \$980 |
| | DFPHYID | Pressure Balance Tub & Shower Diverter Valve | \$315 | |
| | | | | |
| | | <ul style="list-style-type: none"> • 6.5 gpm @ 45 psi • Anti-scald • Integral Diverter • Wall Tub Spout not included • Head, Arm & Flange not included | | |
| Deck Tub Set | | | | |
|  | 207-40 | Lever Handles Trim Only | \$525 | \$950 |
| | 80001248 | Deck Tub Set Valve | \$242 | |
| | | | | |
| | | <ul style="list-style-type: none"> • Spout Center-Center 9" • Height 7-5/8" | | |

| | Model Number | Description | Finish Pricing Group 1 | Finish Pricing Group 2 |
|---|-----------------|-------------------------------------|------------------------|------------------------|
| Deck Tub w/ Hand Shower | | | | |
| <ul style="list-style-type: none"> Includes Handle Trim, Hand Shower, 59" Finished Hose and Deck Flange Trim | 207-48 | Lever Handle Complete Set Trim Only | \$835 | \$1500 |
| | 80001249 | Deck Tub Set w/ Hand Shower Valve | \$455 | |

**Wall Tub Set**

- Spout Center-Center 8"

| | | | |
|-----------------|--------------------------------------|-------|-------|
| 207-56 | Lever Handles Complete Set Trim Only | \$475 | \$900 |
| 8090536R | Wall Shower/Wall Tub Valve | \$220 | |

**Floor Mount Set**

- Spout Center-Center 10-1/2"








| | | | |
|---------------|--|-------|--------|
| 207-44 | | \$950 | \$1700 |
|---------------|--|-------|--------|

**Four Hole Bidet Set**

- Pop-up drain with lift rod and tailpiece
- Vertical Spray

| | | | |
|---------------|---------------|--------|---------|
| 207-60 | Lever Handles | \$1000 | \$20000 |
|---------------|---------------|--------|---------|



| | | Model Number | Description | Finish Pricing Group 1 | Finish Pricing Group 2 |
|---|--|-----------------|-------------|------------------------------|------------------------------|
|  | Paper Holder | | | | |
| | <ul style="list-style-type: none"> Mounting screws included | 207-73 | | \$179 | \$321 |
|  | Single Post Paper Holder | | | | |
| | <ul style="list-style-type: none"> Mounting screws included | 207-74 | | \$139 | \$270 |
|  | Towel Bars | | | | |
| | 18" Towel Bar | 207-70 | | \$179 | \$321 |
| | 24" Towel Bar | 207-71 | | \$179 | \$321 |
| | 30" Towel Bar | 207-72 | | \$179 | \$321 |
|  | Towel Ring | | | | |
| | <ul style="list-style-type: none"> Mounting screws included 6" Ring Diameter | 207-75 | | \$139 | \$236 |
|  | Robe Hook | | | | |
| | <ul style="list-style-type: none"> Mounting screws included | 207-76 | Single Hook | \$84 | \$165 |
|  | | 207-77 | Double Hook | \$98 | \$176 |
|  | Cabinet Knob | | | | |
| | <ul style="list-style-type: none"> Mounting screws included | 207-90 | | \$37 | \$60 |

PHYL RICH[®]

CARRARA



Widespread Faucet

- Pop-up drain with lift rod and tailpiece
- 1.5 gpm @ 60 psi
- Spout c-c 6-1/4"
- Height 5-1/8"

| Model Number | Description | Finish Pricing Group 1 | Finish Pricing Group 2 |
|--------------|----------------------------|------------------------|------------------------|
| K158B | White Marble Lever Handles | \$780 | \$1252 |
| K158C | Black Marble Lever Handles | \$780 | \$1252 |
| K158D | Beige Marble Lever Handles | \$780 | \$1252 |
| K158F | Green Marble Lever Handles | \$780 | \$1252 |



1/2" Mini Thermostatic Valve w/ Volume Control or Diverter

- 2 Handles
- 9" x 4" Plate
- Center-Center 5"
- 6.5 gpm @ 45 psi
- Anti-scald
- Integral Stops and Filters
- Trim Control Can be used with 1-116 or 1-117
- CALGreen Compliant

| | | | |
|--------|----------------------------|-------|--------|
| 4-361B | White Marble Lever Handles | \$650 | \$1100 |
| 4-361C | Black Marble Lever Handles | \$650 | \$1100 |
| 4-361D | Beige Marble Lever Handles | \$650 | \$1100 |
| 4-361F | Green Marble Lever Handles | \$650 | \$1100 |
| 1-116 | Valve w/ Volume Control | \$285 | |
| 1-117 | Valve w/ Diverter | \$335 | |



Pressure Balance Tub and Shower Set

- Back to back installation capability
- Anti-scald
- Temperature control within 3.6°F (2°C) of set point even with a 50% water pressure drop
- K803 Shower Head
- Spout c-c 7-3/4"
- Integral Diverter

| | | | |
|-----------|---------------------------|-------|--------|
| PB2158B | White Marble Lever Handle | \$863 | \$1380 |
| PB2158BTO | Complete Set Trim Only | | |
| PB2158C | Black Marble Lever Handle | \$578 | \$777 |
| PB2158C | Complete Set Trim Only | | |
| PB2158CTO | Plate & Handle Trim Only | \$863 | \$1380 |
| PB2158D | Beige Marble Lever Handle | \$578 | \$777 |
| PB2158D | Complete Set Trim Only | | |
| PB2158D | Beige Marble Lever Handle | \$863 | \$1380 |
| PB2158D | Complete Set Trim Only | | |
| PB2158D | Plate & Handle Trim Only | \$578 | \$777 |
| PB2158F | Green Marble Lever Handle | \$863 | \$1380 |
| PB2158F | Complete Set Trim Only | | |
| PB2158FTO | Plate & Handle Trim Only | \$578 | \$777 |
| DFPHYID | Valve | \$315 | |



Pressure Balance Shower Set

- Temperature control within 3.6°F (2°C) of set point even with a 50% water pressure drop
- Anti-scald
- 2.0 gpm @ max
- K803 Shower Head

| Model Number | Description | Finish Pricing Group 1 | Finish Pricing Group 2 |
|------------------|--|------------------------|------------------------|
| PB3158B | White Marble Lever Handle Complete Set Trim Only | \$690 | \$1122 |
| PB3158BT0 | Plate & Handle Trim Only | \$460 | \$748 |
| PB3158C | Black Marble Lever Handle Complete Set Trim Only | \$690 | \$1122 |
| PB3158CT0 | Plate & Handle Trim Only | \$460 | \$748 |
| PB3158D | Beige Marble Lever Handle Complete Set Trim Only | \$690 | \$1122 |
| PB3158DT0 | Plate & Handle Trim Only | \$460 | \$748 |
| PB3158F | Green Marble Lever Handle Complete Set Trim Only | \$690 | \$1122 |
| PB3158FT0 | Plate & Handle Trim Only | \$460 | \$748 |
| DFPHY | Valve | \$211 | |

1/2" and 3/4" Thermostatic Shower Trim

- Integral stops and filters
- Anti-scald




| | | | |
|----------------|-------------------------------------|-------|-------|
| TH158B | White Marble Lever Handle Trim Only | \$577 | \$978 |
| TH158C | Black Marble Lever Handle Trim Only | \$577 | \$978 |
| TH158D | Beige Marble Lever Handle Trim Only | \$577 | \$978 |
| TH158F | Green Marble Lever Handle Trim Only | \$577 | \$978 |
| 34THERM | Valve | \$369 | |
| 1-115 | 1/2" Thermostatic Valve | \$219 | |


Three Handle Tub and Shower Set


- K803 Shower Head
- Spout c-c 7-3/4"





| | | | |
|-----------------|--|-------|--------|
| K2158B | White Marble Lever Handles with Cross Diverter Handle Complete Set Trim Only | \$886 | \$1265 |
| K2158BT0 | Handle Trim Only | \$518 | \$863 |
| K2158C | Black Marble Lever Handles with Cross Diverter Handle Complete Set Trim Only | \$886 | \$1265 |
| K2158CT0 | Handle Trim Only | \$518 | \$863 |
| K2158D | Beige Marble Lever Handles with Cross Diverter Handle Complete Set Trim Only | \$886 | \$1265 |
| K2158DT0 | Handle Trim Only | \$518 | \$863 |
| K2158F | Green Marble Lever Handles with Cross Diverter Handle Complete Set Trim Only | \$886 | \$1265 |
| K2158FT0 | Handle Trim Only | \$518 | \$863 |
| 80951PHY | Valve | \$253 | |


| | Model Number | Description | Finish Pricing Group 1 | Finish Pricing Group 2 |
|---|------------------------------|---|------------------------|------------------------|
|  | Two Handle Shower Set | | | |
| | K3158B | White Marble Lever Handles Complete Set Trim Only | \$634 | \$1142 |
| | K3158C | Black Marble Lever Handles Complete Set Trim Only | \$634 | \$1142 |
| | K3158D | Beige Marble Lever Handles Complete Set Trim Only | \$634 | \$1142 |
| | K3158F | Green Marble Lever Handles Complete Set Trim Only | \$634 | \$1142 |
| | 8090536R | Valve (8" c-c) | \$220 | |


| | | | | |
|---|-------------------------------------|-------------------------------------|-------|-------|
|  | Volume Control/Diverter Trim | | | |
| | 2PV158BA | White Marble Lever Handle Trim Only | \$267 | \$331 |
| | 2PV158CA | Black Marble Lever Handle Trim Only | \$267 | \$331 |
| | 2PV158DA | Beige Marble Lever Handle Trim Only | \$267 | \$331 |
| | 2PV158FA | Green Marble Lever Handle Trim Only | \$267 | \$331 |


| | | | | |
|--|---|--|------|--|
|  | 1/2" In-Line Stop/Volume Control Valve | | | |
| | 80607PHY | | \$89 | |


| | | | | |
|---|---|--|------|--|
|  | 3/4" In-Line Stop/Volume Control Valve | | | |
| | 80002125 | | \$99 | |

| | | | | |
|---|---------------------------------------|--|-------|--|
|  | 3 Function Wall Diverter Valve | | | |
| | 80001820 | | \$164 | |




| | Model Number | Description | Finish Pricing Group 1 | Finish Pricing Group 2 |
|--|-----------------|---|------------------------|------------------------|
|  <ul style="list-style-type: none"> Hand shower hose length is 59" (1499mm) Integral check valves for backflow protection K5120 Deck Tub Spout, 3/4" Valves, K6539 White, K6540 Black, K6541 Beige, or K6542 Green Marble Hand Shower, and K6005 Deck Bracket Spout c-c 9-1/2" Height 7-3/8" | K2158BT1 | White Marble Lever Handles Complete Set Trim Only | \$1139 | \$2027 |
| | K2158CT1 | Black Marble Lever Handles Complete Set Trim Only | \$1139 | \$2027 |
| | K2158DT1 | Beige Marble Lever Handles Complete Set Trim Only | \$1139 | \$2027 |
| | K2158FT1 | Green Marble Lever Handles Complete Set Trim Only | \$1139 | \$2027 |
| | 80001249 | Valve | \$455 | |
| | | | | |

| | | | | |
|---|-----------------|---|-------|--------|
|  <ul style="list-style-type: none"> K5120 Deck Tub Spout and 3/4" Valves Spout c-c 9-1/2" Height 7-3/8" | K1158BT | White Marble Lever Handles Complete Set Trim Only | \$840 | \$1428 |
| | K1158CT | Black Marble Lever Handles Complete Set Trim Only | \$840 | \$1428 |
| | K1158DT | Beige Marble Lever Handles Complete Set Trim Only | \$840 | \$1428 |
| | K1158FT | Green Marble Lever Handles Complete Set Trim Only | \$840 | \$1428 |
| | 80001248 | Valve | \$242 | |
| | | | | |

| | | | | |
|---|--------------|------------|-------|-------|
|  <ul style="list-style-type: none"> Spout c-c 9-1/2" Height 7-3/8" | K5120 | Spout Only | \$345 | \$679 |
| | | | | |

| | | | | |
|--|-----------------|---|-------|--------|
|  <ul style="list-style-type: none"> Spout c-c 7-1/2" | K1158B | White Marble Lever Handles Complete Set Trim Only | \$634 | \$1077 |
| | K1158C | Black Marble Lever Handles Complete Set Trim Only | \$634 | \$1077 |
| | K1158D | Beige Marble Lever Handles Complete Set Trim Only | \$634 | \$1077 |
| | K1158F | Green Marble Lever Handles Complete Set Trim Only | \$634 | \$1077 |
| | 8090536R | Valve (8" c-c) | \$220 | |
| | | | | |

| | | | | |
|--|----------------|------------|-------|-------|
|  <ul style="list-style-type: none"> Spout c-c 7-1/2" | K1120X3 | Spout Only | \$288 | \$489 |
| | | | | |

| | Model Number | Description | Finish Pricing Group 1 | Finish Pricing Group 2 |
|---|--------------|--------------|------------------------|------------------------|
| Hand Shower with Hose | | | | |
|  <ul style="list-style-type: none"> Hand shower hose length is 59" (1499mm) | K6539 | White Marble | \$334 | \$518 |
| | K6540 | Black Marble | \$334 | \$518 |
| | K6541 | Beige Marble | \$334 | \$518 |
| | K6542 | Green Marble | \$334 | \$518 |
| Paper Holder | | | | |
|  <ul style="list-style-type: none"> Mounting screws included | KNB50 | White Marble | \$449 | \$544 |
| | KNC50 | Black Marble | \$449 | \$544 |
| | KND50 | Beige Marble | \$449 | \$544 |
| | KNF50 | Green Marble | \$449 | \$544 |
| Towel Bars | | | | |
| 18" Towel Bar | | | | |
|  <ul style="list-style-type: none"> Mounting screws included | KNB65 | White Marble | \$460 | \$544 |
| | KNC65 | Black Marble | \$460 | \$544 |
| | KND65 | Beige Marble | \$460 | \$544 |
| | KNF65 | Green Marble | \$460 | \$544 |
| 24" Towel Bar | | | | |
| <ul style="list-style-type: none"> Mounting screws included | KNB70 | White Marble | \$460 | \$544 |
| | KNC70 | Black Marble | \$460 | \$544 |
| | KND70 | Beige Marble | \$460 | \$544 |
| | KNF70 | Green Marble | \$460 | \$544 |
| 30" Towel Bar | | | | |
| <ul style="list-style-type: none"> Mounting screws included | KNB75 | White Marble | \$460 | \$544 |
| | KNC75 | Black Marble | \$460 | \$544 |
| | KND75 | Beige Marble | \$460 | \$544 |
| | KNF75 | Green Marble | \$460 | \$544 |
| Towel Ring | | | | |
|  <ul style="list-style-type: none"> Mounting screws included | KNB40 | White Marble | \$218 | \$298 |
| | KNC40 | Black Marble | \$218 | \$298 |
| | KND40 | Beige Marble | \$218 | \$298 |
| | KNF40 | Green Marble | \$218 | \$298 |

**Robe Hook**

- Mounting screws included

| Model Number | Description | Finish Pricing Group 1 | Finish Pricing Group 2 |
|--------------|--------------|------------------------|------------------------|
| KNB10 | White Marble | \$190 | \$244 |
| KNC10 | Black Marble | \$190 | \$244 |
| KND10 | Beige Marble | \$190 | \$244 |
| KNF10 | Green Marble | \$190 | \$244 |

**Wall Mounted Soap Dish**

- Mounting screws included

| | | | |
|--------------|--------------|-------|-------|
| KNB25 | White Marble | \$271 | \$367 |
| KNC25 | Black Marble | \$271 | \$367 |
| KND25 | Beige Marble | \$271 | \$367 |
| KNF25 | Green Marble | \$271 | \$367 |

**Wall Mounted Glass Holder**

- Mounting screws included

| | | | |
|--------------|--------------|-------|-------|
| KNB30 | White Marble | \$264 | \$362 |
| KNC30 | Black Marble | \$264 | \$362 |
| KND30 | Beige Marble | \$264 | \$362 |
| KNF30 | Green Marble | \$264 | \$362 |

**Four Hole Bidet Set**

- Pop-up drain with lift rod and tailpiece
- Vertical Spray

| | | | |
|---------------|----------------------------|--------|--------|
| K4158B | White Marble Lever Handles | \$1208 | \$1690 |
| K4158C | Black Marble Lever Handles | \$1208 | \$1690 |
| K4158D | Beige Marble Lever Handles | \$1208 | \$1690 |
| K4158F | Green Marble Lever Handles | \$1208 | \$1690 |

COINED



Widespread Faucet

- 1.5 gpm @ 60 psi
- Spout Center-Center 6"
- Height 6"

| Model Number | Description | Finish Pricing Group 1 | Finish Pricing Group 2 |
|---------------|---------------|------------------------|------------------------|
| 208-01 | Lever Handles | \$600 | \$1100 |



Wall Lavatory Set

- 1.5 gpm @ 60 psi
- Spout Center-Center 9"
- Pop-up drain not included

| | | | |
|-------------------|-------------------------|-------|-------|
| 208-11 | Lever Handles | \$475 | \$900 |
| 8090536RNL | Wall Lavatory Set Valve | \$220 | |
| 901-1 | Grid Drain | \$130 | \$220 |



1/2" Mini Thermostatic Valve w/ Volume Control or Diverter

- 2 Handles
- 9" x 4" Plate
- Center-Center 5"
- 6.5 gpm @ 45 psi
- Anti-scald
- Integral Stops and Filters
- Trim Control can be used with 1-116 or 1-117
- CALGreen Compliant

| | | | |
|--------------|--------------------------------------|-------|-------|
| 4-136 | Lever Handles Complete Set Trim Only | \$475 | \$900 |
| 1-116 | Valve w/ Volume Control | \$285 | |
| 1-117 | Valve w/ Diverter | \$335 | |



1/2" Mini Thermostatic Shower Trim

- 7-3/16" Plate
- 6.5 gpm @ 45 psi
- Anti-scald
- Integral Stops and Filters
- Requires Separate Volume Control Valve and/or Multi Function Diverter

| | | | |
|-----------------|--------------------------------------|-------|-------|
| 4-135 | Lever Handles Complete Set Trim Only | \$300 | \$600 |
| 1-115 | 1/2" Thermostatic Valve | \$219 | |
| 80607PHY | 1/2" Volume Control | \$89 | |
| 80001820 | 3 Function Wall Diverter | \$164 | |





3/4" Thermostatic Shower Trim

- 7-3/16" Plate
- 12 gpm @ 45 psi
- Anti-scald
- Integral Stops and Filters
- Requires Separate Volume Control Valve

| Model Number | Description | Finish Pricing Group 1 | Finish Pricing Group 2 |
|-----------------|-------------------------------------|------------------------|------------------------|
| 4-135 | Lever Handle Complete Set Trim Only | \$300 | \$600 |
| 34THERM | 3/4" Thermostatic Valve | \$369 | |
| 80002125 | 3/4" Volume Control | \$99 | |
| 80001820 | 3 Function Wall Diverter | \$164 | |

Volume Control/Diverter Trim



| | | | |
|-----------------|-------------------------------------|-------|-------|
| 208-35 | Lever Handle Complete Set Trim Only | \$230 | \$450 |
| 80002125 | 3/4" Volume Control | \$99 | |
| 80607PHY | 1/2" Volume Control | \$89 | |
| 80001820 | 3 Function Wall Diverter | \$164 | |

Pressure Balance Shower Set

- 7-3/16" Plate
- 6.5 gpm @ 45 psi
- Anti-scald
- Shower Head @ 2.0 gpm

| | | | |
|---------------|-------------------------------------|-------|-------|
| 208-21 | Lever Handle Complete Set Trim Only | \$499 | \$980 |
| DFPHY | 1/2" Pressure Balance Valve | \$211 | |




Pressure Balance Shower Plate & Handle Trim

- Less Head, Arm & Flange
- 7-3/16" Plate
- 6.5 gpm @ 45 psi
- Anti-scald

| | | | |
|--------------|-------------------------------------|-------|-------|
| 4-135 | Lever Handle Complete Set Trim Only | \$300 | \$600 |
| DFPHY | 1/2" Pressure Balance Valve | \$211 | |



| | Model Number | Description | Finish Pricing Group 1 | Finish Pricing Group 2 |
|---|-----------------|---|------------------------|------------------------|
| Pressure Balance Tub & Shower Kit | | | | |
|  | 208-26 | Lever Handle Complete Set Trim Only | \$700 | \$1200 |
| | DFPHYID | Pressure Balance Tub & Shower Diverter Valve | \$315 | |
| | | | | |
| | | <ul style="list-style-type: none"> • 7-3/16" Plate • 6.5 gpm @ 45 psi • Anti-scald • Integral Diverter • Spout Center-Center 7-3/8" • Shower Head @ 2.0 gpm | | |
| Pressure Balance Shower & Diverter Set (Less Spout) | | | | |
|  | 4-150 | Lever Handle Complete Set Trim Only | \$600 | \$1100 |
| | DFPHYID | Pressure Balance Tub & Shower Diverter Valve | \$315 | |
| | | | | |
| | | <ul style="list-style-type: none"> • 6.5 gpm @ 45 psi • Anti-scald • Integral Diverter • Wall Tub Spout not included • Shower Head @ 2.0 gpm | | |
| Pressure Balance Shower Plate w/ Diverter & Handle Trim Set | | | | |
|  | 4-134 | Lever Handle Complete Set Trim Only | \$499 | \$980 |
| | DFPHYID | Pressure Balance Tub & Shower Diverter Valve | \$315 | |
| | | | | |
| | | <ul style="list-style-type: none"> • 6.5 gpm @ 45 psi • Anti-scald • Integral Diverter • Wall Tub Spout not included • Head, Arm & Flange not included | | |
| Deck Tub Set | | | | |
|  | 208-40 | Lever Handles Complete Set Trim Only | \$525 | \$950 |
| | 80001248 | Deck Tub Set Valve | \$242 | |
| | | | | |
| | | <ul style="list-style-type: none"> • Spout Center-Center 9" • Height 7-5/8" | | |

| | Model Number | Description | Finish Pricing Group 1 | Finish Pricing Group 2 |
|---|--------------------------------|-----------------------------------|------------------------|------------------------|
|  | Deck Tub w/ Hand Shower | | | |
| | 208-48 | Lever Handle | \$835 | \$1500 |
| | 80001249 | Deck Tub Set w/ Hand Shower Valve | \$455 | |

Wall Tub Set

- Spout Center-Center 8"



| | | | |
|-----------------|--------------------------------------|-------|-------|
| 208-56 | Lever Handles Complete Set Trim Only | \$475 | \$900 |
| 8090536R | Wall Shower/Wall Tub Valve | \$220 | |

Floor Mount Set

- Spout Center-Center 10-1/2"
- Spout Height 35-1/2"









| | | | |
|---------------|--|-------|--------|
| 208-44 | | \$950 | \$1700 |
|---------------|--|-------|--------|

Four Hole Bidet Set

- Pop-up drain with lift rod and tailpiece
- Vertical Spray



| | | | |
|---------------|---------------|--------|--------|
| 208-60 | Lever Handles | \$1000 | \$2000 |
|---------------|---------------|--------|--------|

| | | Model Number | Description | Finish Pricing Group 1 | Finish Pricing Group 2 |
|---|--|-----------------|-------------|------------------------------|------------------------------|
|  | Paper Holder | | | | |
| | <ul style="list-style-type: none"> Mounting screws included | 208-73 | | \$179 | \$321 |
|  | Single Post Paper Holder | | | | |
| | <ul style="list-style-type: none"> Mounting screws included | 208-74 | | \$139 | \$270 |
|  | Towel Bars | | | | |
| | 18" Towel Bar | 208-70 | | \$179 | \$321 |
| | 24" Towel Bar | 208-71 | | \$179 | \$321 |
| | 30" Towel Bar | 208-72 | | \$179 | \$321 |
|  | Towel Ring | | | | |
| | <ul style="list-style-type: none"> Mounting screws included 6" Ring Diameter | 208-75 | | \$139 | \$236 |
|  | Robe Hook | | | | |
| | <ul style="list-style-type: none"> Mounting screws included | 208-76 | Single Hook | \$84 | \$165 |
| | | 208-77 | Double Hook | \$98 | \$176 |
|  | Cabinet Knob | | | | |
| | <ul style="list-style-type: none"> Mounting screws included | 208-90 | | \$37 | \$60 |

PHYL RICH[®]

HENRI



| Model Number | Description | Finish Pricing Group 1 | Finish Pricing Group 2 |
|--------------|-------------|------------------------|------------------------|
|--------------|-------------|------------------------|------------------------|

Widespread Faucet

- 1.5 gpm @ 60 psi
- Spout Center-Center 6-7/8"
- Height 6-3/8"

| | | | |
|--------|---------------|-------|--------|
| 161-01 | Cross Handles | \$600 | \$1200 |
|--------|---------------|-------|--------|



Widespread Faucet

- 1.5 gpm @ 60 psi
- Spout Center-Center 6-7/8"
- Height 6-3/8"

| | | | |
|--------|---------------|-------|--------|
| 161-02 | Lever Handles | \$600 | \$1200 |
|--------|---------------|-------|--------|

| | | | |
|--------|----------------------|-------|--------|
| 161-03 | Marble Lever Handles | \$750 | \$1250 |
|--------|----------------------|-------|--------|



Wall Lavatory Set

- 1.5 gpm @ 60 psi
- Spout Center-Center 6-7/8"
- Pop-up drain not included

| | | | |
|--------|--------------------------------------|-------|--------|
| 161-11 | Cross Handles Complete Set Trim Only | \$450 | \$1000 |
|--------|--------------------------------------|-------|--------|

| | | | |
|------------|-------------------------|-------|--|
| 8090536RNL | Wall Lavatory Set Valve | \$220 | |
|------------|-------------------------|-------|--|

| | | | |
|-------|------------|-------|-------|
| 901-1 | Grid Drain | \$130 | \$220 |
|-------|------------|-------|-------|



Wall Lavatory Set

- 1.5 gpm @ 60 psi
- Spout Center-Center 6-7/8"
- Pop-up drain not included

| | | | |
|--------|--------------------------------------|-------|--------|
| 161-12 | Lever Handles Complete Set Trim Only | \$450 | \$1000 |
|--------|--------------------------------------|-------|--------|

| | | | |
|--------|--------------------------------------|-------|--------|
| 161-13 | Marble Lever Handles Complete Set TO | \$600 | \$1050 |
|--------|--------------------------------------|-------|--------|

| | | | |
|------------|-------------------------|-------|--|
| 8090536RNL | Wall Lavatory Set Valve | \$220 | |
|------------|-------------------------|-------|--|

| | | | |
|-------|------------|-------|-------|
| 901-1 | Grid Drain | \$130 | \$220 |
|-------|------------|-------|-------|





1/2" Mini Thermostatic Valve w/ Volume Control or Diverter

- 2 Handles
- 9" x 4" Plate
- Center-Center 5"
- 6.5 gpm @ 45 psi
- Anti-scald
- Integral Stops and Filters
- Trim Control can be used with 1-116 or 1-117
- CALGreen Compliant

| Model Number | Description | Finish Pricing Group 1 | Finish Pricing Group 2 |
|--------------|---|------------------------|------------------------|
| 4-099 | Cross Handles Complete Set Trim Only | \$425 | \$900 |
| 4-100 | Lever Handles Complete Set Trim Only | \$425 | \$900 |
| 4-155 | Marble Lever Handles Complete Trim Only | \$575 | \$950 |
| 1-116 | Valve w/ Volume Control | \$285 | |
| 1-117 | Valve w/ Diverter | \$335 | |



1/2" Mini Thermostatic Shower Trim

- 6" x 6" Plate
- 6.5 gpm @ 45 psi
- Anti-scald
- Integral Stops and Filters
- Requires Separate Volume Control Valve and/or Multi Function Diverter

| | | | |
|----------|--|-------|-------|
| 4-097 | Cross Handles Round Trim Only | \$296 | \$715 |
| 4-098 | Lever Handles Round Trim Only | \$296 | \$715 |
| 4-156 | Marble Lever Handles Round Trim Only | \$346 | \$715 |
| 4-157 | Cross Handles Scalloped Trim Only | \$446 | \$815 |
| 4-158 | Lever Handles Scalloped Trim Only | \$446 | \$815 |
| 4-159 | Marble Lever Handles Scalloped Trim Only | \$496 | \$815 |
| 1-115 | 1/2" Thermostatic Valve | \$219 | |
| 80607PHY | 1/2" Volume Control | \$89 | |
| 80001820 | 3 Function Wall Diverter | \$164 | |



3/4" Thermostatic Shower Trim

- 6" x 6" Plate
- 12 gpm @ 45 psi
- Anti-scald
- Integral Stops and Filters
- For Non-Handed Functions
- Requires Separate Volume Control Valve

| | | | |
|----------|---|-------|-------|
| 4-097 | Cross Handle Round Trim Only | \$296 | \$715 |
| 4-098 | Lever Handle Round Trim Only | \$296 | \$715 |
| 4-156 | Marble Lever Handle Round Trim Only | \$346 | \$715 |
| 4-157 | Cross Handle Scalloped Trim Only | \$446 | \$815 |
| 4-158 | Lever Handle Scalloped Trim Only | \$446 | \$815 |
| 4-159 | Marble Lever Handle Scalloped Trim Only | \$496 | \$815 |
| 34THERM | 3/4" Thermostatic Valve | \$369 | |
| 80002125 | 3/4" Volume Control | \$79 | |
| 80001820 | 3 Function Wall Diverter | \$149 | |



Volume Control/Diverter Trim

| | | | |
|----------|--------------------------|-------|-------|
| 500-35 | Cross Handle Trim Only | \$158 | \$284 |
| 80002125 | 3/4" Volume Control | \$99 | |
| 80607PHY | 1/2" Volume Control | \$89 | |
| 80001820 | 3 Function Wall Diverter | \$164 | |




Volume Control/Diverter Trim


| | | | |
|----------|-------------------------------|-------|-------|
| 500-36 | Lever Handle Trim Only | \$158 | \$284 |
| 500-37 | Marble Lever Handle Trim Only | \$208 | \$284 |
| 80002125 | 3/4" Volume Control | \$99 | |
| 80607PHY | 1/2" Volume Control | \$89 | |
| 80001820 | 3 Function Wall Diverter | \$164 | |





Available Stone Options


BLACK MARBLE • 030 | WHITE MARBLE • 031 | SOAP STONE • 032 | SATIN BLACK • 040 | SATIN WHITE • 050
(Order as finish) Example - 161-03/026X030

| | Model Number | Description | Finish Pricing Group 1 | Finish Pricing Group 2 |
|---|------------------------------------|---|------------------------|------------------------|
|  | Pressure Balance Shower Set | | | |
| | 500-21 | Cross Handle Round Trim Only | \$389 | \$800 |
| | 500-22 | Lever Handle Round Trim Only | \$389 | \$800 |
| | 500-23 | Marble Lever Handle Round Trim Only | \$449 | \$800 |
| | 161-21 | Cross Handle Scalloped Trim Only | \$539 | \$900 |
| | 161-22 | Lever Handle Scalloped Trim Only | \$539 | \$900 |
| | 161-23 | Marble Lever Handle Scalloped Trim Only | \$599 | \$900 |
| | DFPHY | 1/2" Pressure Balance Valve | \$211 | |

| | | | | |
|---|--|---|-------|-------|
|  | Pressure Balance Shower Plate & Handle Trim | | | |
| | 4-097 | Cross Handle Round Trim Only | \$296 | \$715 |
| | 4-098 | Lever Handle Round Trim Only | \$296 | \$715 |
| | 4-156 | Marble Lever Handle Round Trim Only | \$346 | \$715 |
| | 4-157 | Cross Handle Scalloped Trim Only | \$446 | \$815 |
| | 4-158 | Lever Handle Scalloped Trim Only | \$446 | \$815 |
| | 4-159 | Marble Lever Handle Scalloped Trim Only | \$496 | \$815 |
| | DFPHY | 1/2" Pressure Balance Valve | \$211 | |

| | | | | |
|--|--|--|-------|--------|
|  | Pressure Balance Tub & Shower Kit | | | |
| | 161-26 | Cross Handle Round Trim Only | \$578 | \$1040 |
| | 161-27 | Lever Handle Round Trim Only | \$578 | \$1040 |
| | 161-28 | Marble Lever Handle Round Trim Only | \$628 | \$1040 |
| | 161-29 | Cross Handle Scalloped Trim Only | \$728 | \$1140 |
| | 161-30 | Lever Handle Scalloped Trim Only | \$728 | \$1140 |
| | 161-31 | Marble Lever Handle Scalloped Trim Only | \$778 | \$1140 |
| | DFPHYID | Pressure Balance Tub & Shower Diverter Valve | \$315 | |

| | | | | |
|---|--|--|-------|--------|
|  | Pressure Balance Shower & Diverter Set (Less Spout) | | | |
| | 4-151 | Cross Handle Round Trim Only | \$450 | \$950 |
| | 4-152 | Lever Handle Round Trim Only | \$450 | \$950 |
| | 4-160 | Marble Lever Handle Round Trim Only | \$500 | \$950 |
| | 4-161 | Cross Handle Scalloped Trim Only | \$600 | \$1050 |
| | 4-162 | Lever Handle Scalloped Trim Only | \$600 | \$1050 |
| | 4-163 | Marble Lever Handle Scalloped Trim Only | \$650 | \$1050 |
| | DFPHYID | Pressure Balance Tub & Shower Diverter Valve | \$315 | |

| | | | | |
|---|--|--|-------|-------|
|  | Pressure Balance Shower Plate w/ Diverter & Handle Trim Set | | | |
| | 4-095 | Cross Handle Round Trim Only | \$350 | \$650 |
| | 4-096 | Lever Handle Round Trim Only | \$350 | \$650 |
| | 4-164 | Marble Lever Handle Round Trim Only | \$400 | \$650 |
| | 4-165 | Cross Handle Scalloped Trim Only | \$350 | \$650 |
| | 4-166 | Lever Handle Scalloped Trim Only | \$350 | \$650 |
| | 4-167 | Marble Lever Handle Scalloped Trim Only | \$400 | \$650 |
| | DFPHYID | Pressure Balance Tub & Shower Diverter Valve | \$315 | |



Deck Tub Set

- Spout Center-Center 9"
- Height 5-1/4"

| Model Number | Description | Finish Pricing Group 1 | Finish Pricing Group 2 |
|-----------------|--------------------------------|------------------------|------------------------|
| 161-40 | Cross Handles Trim Only | \$550 | \$1200 |
| 161-41 | Lever Handles Trim Only | \$550 | \$1200 |
| 161-42 | Marble Lever Handles Trim Only | \$700 | \$1250 |
| 80001248 | Deck Tub Set Valve | \$242 | |



Deck Tub w/ Hand Shower

- Includes Handle Trim, Hand Shower, 59" Finished Hose and Deck Flange Trim

| | | | |
|-----------------|-----------------------------------|--------|--------|
| 161-48 | Cross Handle | \$900 | \$1800 |
| 161-49 | Lever Handle | \$900 | \$1800 |
| 161-50 | Marble Lever Handle | \$1100 | \$1800 |
| 80001249 | Deck Tub Set w/ Hand Shower Valve | \$455 | |



Wall Tub Set

- Spout Center-Center 8"

| | | | |
|-----------------|--------------------------------|-------|--------|
| 161-56 | Cross Handles Trim Only | \$450 | \$1000 |
| 161-57 | Lever Handles Trim Only | \$450 | \$1000 |
| 161-58 | Marble Lever Handles Trim Only | \$600 | \$1000 |
| 8090536R | Wall Shower/Wall Tub Valve | \$220 | |



Floor Mount Spout

- Spout Center-Center 10-1/2"
- Spout Height 35-1/2"

| | | | |
|---------------|--|-------|--------|
| 161-52 | | \$950 | \$1700 |
|---------------|--|-------|--------|



Wall Mounted Exposed Tub & Shower








- Spout Reach 5-3/4"

| | | | |
|---------------|---------------------|--------|--------|
| 161-53 | Cross Handle | \$850 | \$1700 |
| 161-54 | Lever Handle | \$850 | \$1700 |
| 161-55 | Marble Lever Handle | \$1000 | \$1700 |



Deck / Floor Risers For Exposed Tub & Shower

| | | | |
|-------------------|-----------------|-------|--------|
| 3-307 | Deck Riser | \$250 | \$500 |
| K2390XFR30 | 30" Floor Riser | \$450 | \$1400 |
| K2390XFR36 | 36" Floor Riser | \$500 | \$1700 |

| | Model Number | Description | Finish Pricing Group 1 | Finish Pricing Group 2 |
|---|---------------------------------|--|------------------------|------------------------|
|  | Four Hole Bidet Set | | | |
| | | • Pop-up drain with lift rod and tailpiece | | |
| | | • Vertical Spray | | |
| | 161-60 | Cross Handles | \$1000 | \$2000 |
|  | 161-61 | Lever Handles | \$1000 | \$2000 |
| | 161-62 | Lever Marble Handles | \$1150 | \$2000 |
| | Paper Holder | | | |
| | | • Mounting screws included | | |
|  | 500-73 | | \$179 | \$321 |
| | Single Post Paper Holder | | | |
| | | • Mounting screws included | | |
| | 500-74 | | \$168 | \$302 |
|  | Towel Bars | | | |
| | 18" Towel Bar | | | |
| | 500-70 | | \$179 | \$321 |
| | 24" Towel Bar | | | |
|  | 500-71 | | \$179 | \$321 |
| | 30" Towel Bar | | | |
| | 500-72 | | \$179 | \$321 |
| | Towel Ring | | | |
|  | | • Mounting screws included | | |
| | | • 6" Ring Diameter | | |
| | 500-75 | | \$131 | \$236 |
| | Robe Hook | | | |
|  | | • Mounting screws included | | |
| | 500-76 | | \$98 | \$176 |
| | Robe Hook | | | |
| | | • Mounting screws included | | |

PHYL RICH[®]

HEX MODERN



TRADITIONAL

HEX MODERN

| Model Number | Description | Finish Pricing Group 1 | Finish Pricing Group 2 |
|--------------|-------------|------------------------|------------------------|
|--------------|-------------|------------------------|------------------------|

Widespread Faucet



- 1.5 gpm @ 60 psi
- Spout Center-Center 5-9/16"
- Height 3"

| | | | |
|--------|---------------|-------|-------|
| 501-01 | Cross Handles | \$525 | \$945 |
|--------|---------------|-------|-------|

Widespread Faucet



- 1.5 gpm @ 60 psi
- Spout Center-Center 5-9/16"
- Height 3"

| | | | |
|--------|---------------|-------|-------|
| 501-02 | Lever Handles | \$525 | \$945 |
|--------|---------------|-------|-------|

Wall Lavatory Set



- 1.5 gpm @ 60 psi
- Spout Center-Center 8"
- Pop-up drain not included







| | | | |
|------------|--------------------------------------|-------|-------|
| 501-11 | Cross Handles Complete Set Trim Only | \$350 | \$700 |
| 8090536RNL | Wall Lavatory Set Valve | \$220 | |
| 901-1 | Grid Drain | \$130 | \$220 |

Wall Lavatory Set



- 1.5 gpm @ 60 psi
- Spout Center-Center 8"
- Pop-up drain not included

| | | | |
|------------|--------------------------------------|-------|-------|
| 501-12 | Lever Handles Complete Set Trim Only | \$350 | \$700 |
| 8090536RNL | Wall Lavatory Set Valve | \$220 | |
| 901-1 | Grid Drain | \$130 | \$220 |

| | Model Number | Description | Finish Pricing Group 1 | Finish Pricing Group 2 |
|--|-----------------|--|------------------------|------------------------|
| 1/2" Mini Thermostatic Valve w/ Volume Control or Diverter | | | | |
|  <ul style="list-style-type: none"> • 2 Handles • 4" x 9" Plate • Center-Center 5" • 6.5 gpm @ 45 psi • Anti-scald • Integral Stops and Filters • Trim Control can be used with 1-116 or 1-117 • CALGreen Compliant | 4-105 | Cross Handles Complete Set Trim Only | \$425 | \$900 |
| | 4-106 | Lever Handles Complete Set Trim Only | \$425 | \$900 |
| | 1-116 | Valve w/ Volume Control | \$285 | |
| | 1-117 | Valve w/ Diverter | \$335 | |
| | |  | | |
| 1/2" Mini Thermostatic Shower Trim | | | | |
|  <ul style="list-style-type: none"> • 6" x 6" Plate • 6.5 gpm @ 45 psi • Anti-scald • Integral Stops and Filters • Requires Separate Volume Control Valve and/or Multi Function Diverter | 4-103 | Cross Handles Complete Set Trim Only | \$326 | \$715 |
| | 4-104 | Lever Handles Complete Set Trim Only | \$326 | \$715 |
| | 1-115 | 1/2" Thermostatic Valve | \$219 | |
| | 80607PHY | 1/2" Volume Control | \$89 | |
| | 80001820 | 3 Function Wall Diverter | \$164 | |
| 3/4" Thermostatic Shower Trim | | | | |
|  <ul style="list-style-type: none"> • 6" x 6" Plate • 12 gpm @ 45 psi • Anti-scald • Integral Stops and Filters • For Non-Handed Functions • Requires Separate Volume Control Valve | 4-103 | Cross Handle Complete Set Trim Only | \$326 | \$715 |
| | 4-104 | Lever Handle Complete Set Trim Only | \$326 | \$715 |
| | 34THERM | 3/4" Thermostatic Valve | \$369 | |
| | 80002125 | 3/4" Volume Control | \$99 | |
| | 80001820 | 3 Function Wall Diverter | \$164 | |
| Volume Control/Diverter Trim | | | | |
|  | 501-35 | Cross Handle Trim Only | \$158 | \$284 |
| | 80002125 | 3/4" Volume Control | \$99 | |
| | 80607PHY | 1/2" Volume Control | \$89 | |
| | 80001820 | 3 Function Wall Diverter | \$164 | |
| Volume Control/Diverter Trim | | | | |
|  | 501-36 | Lever Handle Trim Only | \$158 | \$284 |
| | 80002125 | 3/4" Volume Control | \$99 | |
| | 80607PHY | 1/2" Volume Control | \$89 | |
| | 80001820 | 3 Function Wall Diverter | \$164 | |

Model
Number

Description

Finish
Pricing
Group 1

Finish
Pricing
Group 2

Pressure Balance Shower Set



- 6" x 6" Plate
- 6.5 gpm @ 45 psi
- Anti-scald
- Shower Head @ 2.0 gpm

| | | | |
|---------------|-------------------------------------|-------|-------|
| 501-21 | Cross Handle Complete Set Trim Only | \$499 | \$898 |
| 501-22 | Lever Handle Complete Set Trim Only | \$499 | \$898 |
| DFPHY | 1/2" Pressure Balance Valve | \$211 | |

Pressure Balance Shower Plate & Handle Trim



- Less Head, Arm & Flange
- 6" x 6" Plate
- 6.5 gpm @ 45 psi
- Anti-scald

| | | | |
|--------------|-------------------------------------|-------|-------|
| 4-103 | Cross Handle Complete Set Trim Only | \$326 | \$715 |
| 4-104 | Lever Handle Complete Set Trim Only | \$326 | \$715 |
| DFPHY | 1/2" Pressure Balance Valve | \$211 | |

Pressure Balance Tub & Shower Kit



- 6" x 6" Plate
- 6.5 gpm @ 45 psi
- Anti-scald
- Integral Diverter
- Spout Center-Center 8"
- Shower Head @ 2.0 gpm

| | | | |
|----------------|--|-------|---------|
| 501-26 | Cross Handle Complete Set Trim Only | \$650 | \$1,040 |
| 501-27 | Lever Handle Complete Set Trim Only | \$650 | \$1,040 |
| DFPHYID | Pressure Balance Tub & Shower Diverter Valve | \$315 | |

Pressure Balance Shower & Diverter Set (Less Spout)



- 6.5 gpm @ 45 psi
- Anti-scald
- Integral Diverter
- Wall Tub Spout not included
- Shower Head @ 2.0 gpm

| | | | |
|----------------|--|-------|-------|
| 4-153 | Cross Handle Complete Set Trim Only | \$520 | \$950 |
| 4-154 | Lever Handle Complete Set Trim Only | \$520 | \$950 |
| DFPHYID | Pressure Balance Tub & Shower Diverter Valve | \$315 | |



Pressure Balance Shower Plate w/ Diverter & Handle Trim Set

- 6.5 gpm @ 45 psi
- Anti-scald
- Integral Diverter
- Wall Tub Spout not included
- Head, Arm & Flange not included

| Model Number | Description | Finish Pricing Group 1 | Finish Pricing Group 2 |
|----------------|--|------------------------|------------------------|
| 4-101 | Cross Handle Complete Set Trim Only | \$425 | \$900 |
| 4-102 | Lever Handle Complete Set Trim Only | \$425 | \$900 |
| DFPHYID | Pressure Balance Tub & Shower Diverter Valve | \$315 | |

Deck Tub Set

- Spout Center-Center 9"
- Height 5-1/4"



| | | | |
|-----------------|--------------------------------------|-------|-------|
| 501-40 | Cross Handles Complete Set Trim Only | \$525 | \$945 |
| 501-41 | Lever Handles Complete Set Trim Only | \$525 | \$945 |
| 80001248 | Deck Tub Set Valve | \$242 | |

Deck Tub w/ Hand Shower

- Includes Handle Trim, Hand Shower, 59" Finished Hose and Deck Flange Trim



| | | | |
|-----------------|-------------------------------------|-------|---------|
| 501-48 | Cross Handle Complete Set Trim Only | \$835 | \$1,500 |
| 501-49 | Lever Handle | \$835 | \$1,500 |
| 80001249 | Deck Tub Set w/ Hand Shower Valve | \$455 | |

Wall Tub Set

- Spout Center-Center 8"








| | | | |
|-----------------|----------------------------|-------|-------|
| 501-56 | Cross Handles Trim Only | \$350 | \$700 |
| 501-57 | Lever Handles Trim Only | \$350 | \$700 |
| 8090536R | Wall Shower/Wall Tub Valve | \$220 | |

Four Hole Bidet Set

- Pop-up drain with lift rod and tailpiece
- Vertical Spray



| | | | |
|---------------|---------------|-------|---------|
| 501-60 | Cross Handles | \$998 | \$1,796 |
| 501-61 | Lever Handles | \$998 | \$1,796 |

| | | Model Number | Description | Finish Pricing Group 1 | Finish Pricing Group 2 |
|---|--|-----------------|-------------|------------------------------|------------------------------|
|  | Paper Holder | | | | |
| | <ul style="list-style-type: none"> Mounting screws included | 501-73 | | \$179 | \$321 |
|  | Single Post Paper Holder | | | | |
| | <ul style="list-style-type: none"> Mounting screws included | 501-74 | | \$168 | \$302 |
|  | Towel Bars | | | | |
| | 18" Towel Bar | 501-70 | | \$179 | \$321 |
| | 24" Towel Bar | 501-71 | | \$179 | \$321 |
| | 30" Towel Bar | 501-72 | | \$179 | \$321 |
|  | Towel Ring | | | | |
| | <ul style="list-style-type: none"> Mounting screws included 6" Ring Diameter | 501-75 | | \$131 | \$236 |
|  | Robe Hook | | | | |
| | <ul style="list-style-type: none"> Mounting screws included | 501-76 | | \$98 | \$176 |

PHYL RICH[®]

HEX TRADITIONAL



Widespread Faucet

- 1.5 gpm @ 60 psi
- Spout Center-Center 5-9/16"
- Height 3"

| Model Number | Description | Finish Pricing Group 1 | Finish Pricing Group 2 |
|--------------|---------------|------------------------|------------------------|
| 500-01 | Cross Handles | \$525 | \$945 |



Widespread Faucet

- 1.5 gpm @ 60 psi
- Spout Center-Center 5-9/16"
- Height 3"

| | | | |
|--------|----------------|-------|-------|
| 500-02 | Lever Handles | \$525 | \$945 |
| 500-03 | Marble Handles | \$675 | \$995 |



Wall Lavatory Set

- 1.5 gpm @ 60 psi
- Spout Center-Center 8"
- Pop-up drain not included

| | | | |
|------------|-------------------------|-------|-------|
| 500-11 | Cross Handles Trim Only | \$350 | \$700 |
| 8090536RNL | Wall Lavatory Set Valve | \$220 | |
| 901-1 | Grid Drain | \$130 | \$220 |



Wall Lavatory Set

- 1.5 gpm @ 60 psi
- Spout Center-Center 8"
- Pop-up drain not included

| | | | |
|------------|--------------------------|-------|-------|
| 500-12 | Lever Handles Trim Only | \$350 | \$700 |
| 500-13 | Marble Handles Trim Only | \$500 | \$750 |
| 8090536RNL | Wall Lavatory Set Valve | \$220 | |
| 901-1 | Grid Drain | \$130 | \$220 |



1/2" Mini Thermostatic Valve w/ Volume Control or Diverter

- 2 Handles
- 4" x 9" Plate
- Center-Center 5"
- 6.5 gpm @ 45 psi
- Anti-scald
- Integral Stops and Filters
- Trim Control can be used with 1-116 or 1-117
- CALGreen Compliant

| Model Number | Description | Finish Pricing Group 1 | Finish Pricing Group 2 |
|--------------|-------------------------|------------------------|------------------------|
| 4-099 | Cross Handle Trim Only | \$425 | \$900 |
| 4-100 | Lever Handle Trim Only | \$425 | \$900 |
| 4-155 | Marble Handle Trim Only | \$600 | \$950 |
| 1-116 | Valve w/ Volume Control | \$285 | |
| 1-117 | Valve w/ Diverter | \$335 | |



1/2" Mini Thermostatic Shower Trim

- 7-1/8" Ø Plate
- 6.5 gpm @ 45 psi
- Anti-scald
- Integral Stops and Filters
- Requires Separate Volume Control Valve and/or Multi Function Diverter

| | | | |
|----------|--------------------------|-------|-------|
| 4-097 | Cross Handles Trim Only | \$296 | \$715 |
| 4-098 | Lever Handles Trim Only | \$296 | \$715 |
| 4-156 | Marble Handles Trim Only | \$471 | \$765 |
| 1-115 | 1/2" Thermostatic Valve | \$219 | |
| 80607PHY | 1/2" Volume Control | \$89 | |
| 80001820 | 3 Function Wall Diverter | \$164 | |



3/4" Thermostatic Shower Trim

- 7-1/8" Ø Plate
- 12 gpm @ 45 psi
- Anti-scald
- Integral Stops and Filters
- For Non-Handed Functions
- Requires Separate Volume Control Valve

| | | | |
|----------|--------------------------|-------|-------|
| 4-097 | Cross Handle Trim Only | \$296 | \$715 |
| 4-098 | Lever Handle Trim Only | \$296 | \$715 |
| 4-156 | Marble Handle Trim Only | \$471 | \$765 |
| 34THERM | 3/4" Thermostatic Valve | \$369 | |
| 80002125 | 3/4" Volume Control | \$99 | |
| 80001820 | 3 Function Wall Diverter | \$164 | |

Volume Control/Diverter Trim





| | | | |
|----------|--------------------------|-------|-------|
| 500-35 | Cross Handle Trim Only | \$158 | \$284 |
| 80002125 | 3/4" Volume Control | \$99 | |
| 80607PHY | 1/2" Volume Control | \$89 | |
| 80001820 | 3 Function Wall Diverter | \$164 | |


Volume Control/Diverter Trim




| | | | |
|----------|--------------------------|-------|-------|
| 500-36 | Lever Handle Trim Only | \$158 | \$284 |
| 500-37 | Marble Handle Trim Only | \$233 | \$284 |
| 80002125 | 3/4" Volume Control | \$99 | |
| 80607PHY | 1/2" Volume Control | \$89 | |
| 80001820 | 3 Function Wall Diverter | \$164 | |

| | Model Number | Description | Finish Pricing Group 1 | Finish Pricing Group 2 |
|---|---------------|-----------------------------|------------------------|------------------------|
| Pressure Balance Shower Set | | | | |
|  | 500-21 | Cross Handle Trim Only | \$389 | \$662 |
| | 500-22 | Lever Handle Trim Only | \$389 | \$662 |
| | 500-23 | Marble Handle Trim Only | \$464 | \$662 |
| | DFPHY | 1/2" Pressure Balance Valve | \$211 | |
| | | | | |

| | | | | |
|---|----------------|--|-------|-------|
| Pressure Balance Shower Plate & Handle Trim | | | | |
|  | 4-097 | Cross Handle Trim Only | \$296 | \$600 |
| | 4-098 | Lever Handle Trim Only | \$296 | \$600 |
| | 4-156 | Marble Handle Trim Only | \$371 | \$600 |
| | DFPHYID | Pressure Balance Tub & Shower Diverter Valve | \$315 | |
| | | | | |

| | | | | |
|--|----------------|--|-------|---------|
| Pressure Balance Tub & Shower Kit | | | | |
|  | 500-26 | Cross Handle Trim Only | \$578 | \$1,040 |
| | 500-27 | Lever Handle Trim Only | \$578 | \$1,040 |
| | 500-28 | Marble Handle Trim Only | \$653 | \$1,140 |
| | DFPHYID | Pressure Balance Tub & Shower Diverter Valve | \$315 | |
| | | | | |

| | | | | |
|---|----------------|--|-------|-------|
| Pressure Balance Shower & Diverter Set (Less Spout) | | | | |
|  | 4-151 | Cross Handle Trim Only | \$450 | \$950 |
| | 4-152 | Lever Handle Trim Only | \$450 | \$950 |
| | 4-160 | Marble Handle Trim Only | \$500 | \$950 |
| | DFPHYID | Pressure Balance Tub & Shower Diverter Valve | \$315 | |
| | | | | |



Pressure Balance Shower Plate w/ Diverter & Handle Trim Set

- 6.5 gpm @ 45 psi
- Anti-scald
- Integral Diverter
- Wall Tub Spout not included
- Head, Arm & Flange not included

| Model Number | Description | Finish Pricing Group 1 | Finish Pricing Group 2 |
|----------------|--|------------------------|------------------------|
| 4-095 | Cross Handle Trim Only | \$350 | \$650 |
| 4-096 | Lever Handle Trim Only | \$350 | \$650 |
| 4-164 | Marble Handle Trim Only | \$400 | \$650 |
| DFPHYID | Pressure Balance Tub & Shower Diverter Valve | \$315 | |



Deck Tub Set

- Spout Center-Center 9"
- Height 5-1/4"

| | | | |
|-----------------|--------------------------|-------|-------|
| 500-40 | Cross Handles Trim Only | \$525 | \$945 |
| 500-41 | Lever Handles Trim Only | \$525 | \$945 |
| 500-42 | Marble Handles Trim Only | \$675 | \$995 |
| 80001248 | Deck Tub Set Valve | \$242 | |



Deck Tub w/ Hand Shower

- Includes Handle Trim, Hand Shower, 59" Finished Hose and Deck Flange Trim

| | | | |
|-----------------|-----------------------------------|--------|---------|
| 500-48 | Cross Handles | \$835 | \$1,500 |
| 500-49 | Lever Handles | \$835 | \$1,500 |
| 500-50 | Marble Handles | \$1035 | \$1,500 |
| 80001249 | Deck Tub Set w/ Hand Shower Valve | \$455 | |



Wall Tub Set

- Spout Center-Center 8"






| | | | |
|-----------------|----------------------------|-------|-------|
| 500-56 | Cross Handles Trim Only | \$350 | \$700 |
| 500-57 | Lever Handles Trim Only | \$350 | \$700 |
| 500-58 | Marble Handles Trim Only | \$500 | \$700 |
| 8090536R | Wall Shower/Wall Tub Valve | \$220 | |



Four Hole Bidet Set

- Pop-up drain with lift rod and tailpiece
- Vertical Spray

| | | | |
|---------------|----------------|--------|---------|
| 500-60 | Cross Handles | \$998 | \$1,796 |
| 500-61 | Lever Handles | \$998 | \$1,796 |
| 500-62 | Marble Handles | \$1148 | \$1,796 |

| | Model Number | Description | Finish Pricing Group 1 | Finish Pricing Group 2 |
|---|---------------------------------|--|------------------------|------------------------|
|  | Paper Holder | | | |
| | | <ul style="list-style-type: none"> Mounting screws included | 500-73 | \$179 \$321 |
|  | Single Post Paper Holder | | | |
| | | <ul style="list-style-type: none"> Mounting screws included | 500-74 | \$168 \$302 |
|  | Towel Bars | | | |
| | 18" Towel Bar | | 500-70 | \$179 \$321 |
| | 24" Towel Bar | | 500-71 | \$179 \$321 |
| | 30" Towel Bar | | 500-72 | \$179 \$321 |
|  | Towel Ring | | | |
| | | <ul style="list-style-type: none"> Mounting screws included 6" Ring Diameter | 500-75 | \$131 \$236 |
|  | Robe Hook | | | |
| | | <ul style="list-style-type: none"> Mounting screws included | 500-76 | \$98 \$176 |

PHYL RICH[®]

LE VERRE & LA CROSSE



| Model Number | Description | Finish Pricing Group 1 | Finish Pricing Group 2 |
|--------------|-------------|------------------------|------------------------|
|--------------|-------------|------------------------|------------------------|

Widespread Faucet



- Pop-up drain with lift rod and tailpiece
- 1.5 gpm @ 60 psi
- Spout c-c 5-1/2"
- Height 3-5/8"

| | | | |
|-------------|---------------|-------|--------|
| K170 | Lever Handles | \$719 | \$1150 |
|-------------|---------------|-------|--------|

Widespread Faucet



- Pop-up drain with lift rod and tailpiece
- 1.5 gpm @ 60 psi
- Spout c-c 5-1/2"
- Height 3-5/8"

| | | | |
|-------------|---------------|-------|--------|
| K171 | Cross Handles | \$719 | \$1150 |
|-------------|---------------|-------|--------|

1/2" Mini Thermostatic Valve w/ Volume Control or Diverter



- 2 Handles
- 9" x 4" Plate
- Center-Center 5"
- 6.5 gpm @ 45 psi
- Anti-scald
- Integral Stops and Filters
- Trim Control Can be used with 1-116 or 1-117
- CALGreen Compliant

| | | | |
|--------------|-------------------------------------|-------|-------|
| 4-386 | Lever Handle Complete Set Trim Only | \$420 | \$750 |
| 4-392 | Cross Handle Complete Set Trim Only | \$420 | \$750 |
| 1-116 | Valve w/ Volume Control | \$285 | |
| 1-117 | Valve w/ Diverter | \$335 | |

Pressure Balance Tub and Shower Set



- Back to back installation capability
- Anti-scald
- Temperature control within 3.6°F (2°C) of set point even with a 50% water pressure drop
- K803 Shower Head
- Spout c-c 8-7/8"
- Integral Diverter

| | | | |
|-----------------|-------------------------------------|-------|--------|
| PB2170 | Lever Handle Complete Set Trim Only | \$880 | \$1421 |
| DFPHYID | Valve | \$315 | |
| PB2170TO | Plate & Handle Trim Only | \$460 | \$863 |



Pressure Balance Tub and Shower Set

- Back to back installation capability
- Anti-scald
- Temperature control within 3.6°F (2°C) of set point even with a 50% water pressure drop
- K803 Shower Head
- Spout c-c 8-7/8"
- Integral Diverter

| Model Number | Description | Finish Pricing Group 1 | Finish Pricing Group 2 |
|-----------------|-------------------------------------|------------------------|------------------------|
| PB2171 | Cross Handle Complete Set Trim Only | \$880 | \$1421 |
| DFPHYID | Valve | \$315 | |
| PB2171T0 | Plate & Handle Trim Only | \$400 | \$750 |



Pressure Balance Shower Set

- Temperature control within 3.6°F (2°C) of set point even with a 50% water pressure drop
- Anti-scald
- 2.0 gpm @ max
- K803 Shower Head

| | | | |
|-----------------|-------------------------------------|-------|-------|
| PB3170 | Lever Handle Complete Set Trim Only | \$527 | \$976 |
| DFPHY | Valve | \$211 | |
| PB3170T0 | Plate & Handle Trim Only | \$403 | \$805 |



Pressure Balance Shower Set

- Temperature control within 3.6°F (2°C) of set point even with a 50% water pressure drop
- Anti-scald
- 2.0 gpm @ max
- K803 Shower Head

| | | | |
|-----------------|-------------------------------------|-------|-------|
| PB3171 | Cross Handle Complete Set Trim Only | \$527 | \$976 |
| DFPHY | Valve | \$211 | |
| PB3171T0 | Plate & Handle Trim Only | \$403 | \$805 |



1/2" and 3/4" Thermostatic Shower Trim

- Integral stops and filters
- Anti-scald


| | | | |
|----------------|-------------------------|-------|-------|
| TH170 | Lever Handle Trim Only | \$460 | \$863 |
| 34THERM | 3/4" Thermostatic Valve | \$369 | |
| 1-115 | 1/2" Thermostatic Valve | \$219 | |



1/2" and 3/4" Thermostatic Shower Trim

- Integral stops and filters
- Anti-scald

| | | | |
|----------------|-------------------------|-------|-------|
| TH171 | Cross Handle Trim Only | \$460 | \$863 |
| 34THERM | 3/4" Thermostatic Valve | \$369 | |
| 1-115 | 1/2" Thermostatic Valve | \$219 | |

| | Model Number | Description | Finish Pricing Group 1 | Finish Pricing Group 2 |
|--|-----------------|---|------------------------|------------------------|
| Three Handle Tub and Shower Set | | | | |
|  <ul style="list-style-type: none"> • K803 Shower Head • Spout c-c 8-7/8" | K2170 | Lever Handles with Cross Diverter Handle Complete Set Trim Only | \$943 | \$1668 |
| | 80951PHY | Valve | \$253 | |



| | | | | |
|--|-----------------|--------------------------------------|-------|--------|
| Three Handle Tub and Shower Set | | | | |
|  <ul style="list-style-type: none"> • K803 Shower Head • Spout c-c 8-7/8" | K2171 | Cross Handles Complete Set Trim Only | \$943 | \$1668 |
| | 80951PHY | Valve | \$253 | |









| | | | | |
|---|-----------------|--------------------------------------|-------|--------|
| Two Handle Shower Set | | | | |
|  <ul style="list-style-type: none"> • 2.0 gpm @ max • K803 Shower Head | K3170 | Lever Handles Complete Set Trim Only | \$634 | \$1152 |
| | 8090536R | Valve (8" c-c) | \$220 | |



| | Model Number | Description | Finish Pricing Group 1 | Finish Pricing Group 2 |
|---|---|---|------------------------|------------------------|
|  | Two Handle Shower Set | | | |
| | • 2.0 gpm @ max | K3171 Cross Handles Complete Set Trim Only | \$634 | \$1152 |
| | • K803 Shower Head | 8090536R Valve (8" c-c) | \$220 | |
|  | Volume Control/Diverter Trim | | | |
| | • Used with 1/2" or 3/4" Volume Control or Diverter | 2PV170A Lever Handle Trim Only | \$189 | \$299 |
|  | Volume Control/Diverter Trim | | | |
| | • Used with 1/2" or 3/4" Volume Control or Diverter | 2PV171A Cross Handle Trim Only | \$189 | \$299 |
|  | 1/2" In-Line Stop/Volume Control Valve | | | |
| | • For Non-Handed Functions • Wall Mount • May be ordered in handed pairs for hot and cold installation | 80607PHY | \$89 | |
|  | 3/4" In-Line Stop/Volume Control Valve | | | |
| | • For Non-Handed Functions • Wall Mount • May be ordered in handed pairs for hot and cold installation | 80002125 | \$99 | |
|  | 3 Function Wall Diverter Valve | | | |
| | • For Non-Handed Functions • Wall Mount • (1) 1/2" Inlet • (3) 1/2" Outlets • Cal Green Compliant | 80001820 | \$164 | |

| | Model Number | Description | Finish Pricing Group 1 | Finish Pricing Group 2 |
|---|---|--------------------------------------|------------------------|------------------------|
| Deck Tub Set with Hand Shower | | | | |
|  | K2170V1 | Lever Handles Complete Set Trim Only | \$1021 | \$1918 |
| | 80001249 | Valve | \$455 | |
| | <ul style="list-style-type: none">Hand shower hose length is 59" (1499mm)Integral check valves for backflow protectionK5170 Deck Tub Spout, 3/4" Valves, K6560 Hand Shower, and K6005 Deck BracketSpout c-c 9-5/8"Height 5-1/4" | | | |
| Deck Tub Set with Hand Shower | | | | |
|  | K2171V1 | Cross Handles Complete Set Trim Only | \$1021 | \$1918 |
| | 80001249 | Valve | \$455 | |
| | <ul style="list-style-type: none">Hand shower hose length is 59" (1499mm)Integral check valves for backflow protectionK5170 Deck Tub Spout, 3/4" Valves, K6560 Hand Shower, and K6005 Deck BracketSpout c-c 9-5/8"Height 5-1/4" | | | |
| Deck Tub Set | | | | |
|  | K1170V | Lever Handles Complete Set Trim Only | \$725 | \$1380 |
| | 80001248 | Valve | \$242 | |
| | <ul style="list-style-type: none">K5170 Deck Tub Spout and 3/4" ValvesSpout c-c 9-5/8"Height 5-1/4" | | | |
| Deck Tub Set | | | | |
|  | K1171V | Cross Handles Complete Set Trim Only | \$725 | \$1380 |
| | 80001248 | Valve | \$242 | |
| | <ul style="list-style-type: none">K5170 Deck Tub Spout and 3/4" ValvesSpout c-c 9-5/8"Height 5-1/4" | | | |
| Deck Tub Spout | | | | |
|  | K5170 | Spout Only | \$460 | \$993 |
| | | | | |
| | <ul style="list-style-type: none">Spout c-c 9-5/8"Height 5-1/4" | | | |
| Wall Tub Set | | | | |
|  | K1170 | Lever Handles Complete Set Trim Only | \$490 | \$922 |
| | 8090536R | Valve (8" c-c) | \$220 | |
| | <ul style="list-style-type: none">Spout c-c 8-7/8" | | | |
| Wall Tub Set | | | | |
|  | K1171 | Cross Handles Complete Set Trim Only | \$490 | \$922 |
| | 8090536R | Valve (8" c-c) | \$220 | |
| | <ul style="list-style-type: none">Spout c-c 8-7/8" | | | |

| | | Model Number | Description | Finish Pricing Group 1 | Finish Pricing Group 2 |
|---|---|------------------|-------------|------------------------------|------------------------------|
|  | Wall Tub Spout | | | | |
| | <ul style="list-style-type: none">Spout c-c 8-7/8" | KL170X3 | Spout Only | \$403 | \$644 |
|  | Paper Holder | | | | |
| | <ul style="list-style-type: none">Mounting screws included | KL50 | | \$218 | \$348 |
|  | Towel Bars | | | | |
| | 18" Towel Bar | | | | |
| | <ul style="list-style-type: none">Mounting screws included | KL65 | | \$218 | \$348 |
| | 24" Towel Bar | | | | |
| | <ul style="list-style-type: none">Mounting screws included | KL70 | | \$218 | \$348 |
| | 30" Towel Bar | | | | |
| | <ul style="list-style-type: none">Mounting screws included | KL75 | | \$218 | \$348 |
| | Towel Ring | | | | |
| | <ul style="list-style-type: none">Mounting screws included | KL40 | | \$165 | \$263 |
| |  | Robe Hook | | | |
| Mounting screws included | | KL10 | | \$121 | \$188 |
|  | Wall Mounted Soap Dish | | | | |
| | <ul style="list-style-type: none">Mounting screws included | KL25 | | \$222 | \$340 |
|  | Wall Mounted Glass Holder | | | | |
| | <ul style="list-style-type: none">Mounting screws included | KL30 | | \$196 | \$299 |

| Model Number | Description | Finish Pricing Group 1 | Finish Pricing Group 2 |
|--------------|-------------|------------------------|------------------------|
|--------------|-------------|------------------------|------------------------|

Four Hole Bidet Set



- Pop-up drain with lift rod and tailpiece
- Vertical Spray

| | | | |
|-------|---------------|--------|--------|
| K4170 | Lever Handles | \$1093 | \$1725 |
|-------|---------------|--------|--------|

Four Hole Bidet Set



- Pop-up drain with lift rod and tailpiece
- Vertical Spray

| | | | |
|-------|---------------|--------|--------|
| K4171 | Cross Handles | \$1093 | \$1725 |
|-------|---------------|--------|--------|

PHYL RICH[®]

MIRABELLA



| Model Number | Description | Finish Pricing Group 1 | Finish Pricing Group 2 |
|--------------|-------------|------------------------|------------------------|
|--------------|-------------|------------------------|------------------------|

Widespread Faucet



- Pop-up drain with lift rod and tailpiece
- 1.5 gpm @ 60 psi
- Spout c-c 5-1/8"
- Height 3-5/8"

| | | | |
|-------------|-------------------------------|-------|--------|
| K234 | Frosted Crystal Lever Handles | \$925 | \$1840 |
|-------------|-------------------------------|-------|--------|

Widespread Faucet



- Pop-up drain with lift rod and tailpiece
- 1.5 gpm @ 60 psi
- Spout c-c 5-1/2"
- Height 6-3/8"

| | | | |
|-------------|-------------------------------|-------|--------|
| K314 | Frosted Crystal Lever Handles | \$925 | \$1840 |
|-------------|-------------------------------|-------|--------|

Wall Lavatory Set



- 1.5 gpm @ 60 psi
- Spout c-c 9-3/8"

| | | | |
|-------------------|--|-------|--------|
| WL234 | Frosted Crystal Lever Handles Complete Set Trim Only | \$749 | \$1323 |
| 8090536RNL | Valve | \$220 | |

1/2" Mini Thermostatic Valve w/ Volume Control or Diverter



- 2 Handles
- 9" x 4" Plate
- Center-Center 5"
- 6.5 gpm @ 45 psi
- Anti-scald
- Integral Stops and Filters
- Trim Control Can be used with 1-116 or 1-117
- CALGreen Compliant

| | | | |
|--------------|---|-------|--------|
| 4-406 | Frosted Crystal Lever Handle Complete Set Trim Only | \$725 | \$1300 |
| 1-116 | Valve w/ Volume Control | \$285 | |
| 1-117 | Valve w/ Diverter | \$335 | |

Pressure Balance Tub and Shower Set











- Back to back installation capability
- Anti-scald
- Temperature control within 3.6°F (2°C) of set point even with a 50% water pressure drop
- K807 Shower Head
- Spout c-c 9-3/8"
- Integral Diverter

| | | | |
|-----------------|---|--------|--------|
| PB2234 | Frosted Crystal Lever Handle Complete Set Trim Only | \$1398 | \$2283 |
| DFPHYID | Valve | \$315 | |
| PB2234TO | Plate & Handle Trim Only | \$585 | \$863 |

| | Model Number | Description | Finish Pricing Group 1 | Finish Pricing Group 2 |
|---|--|---|------------------------|------------------------|
|  | Pressure Balance Shower Set | | | |
| | PB3234 | Frosted Crystal Lever Handle Complete Set Trim Only | \$872 | \$1495 |
| | DFPHY | Valve | \$211 | |
| | PB3234T0 | Plate & Handle Trim Only | \$518 | \$805 |
| | | <ul style="list-style-type: none">• Temperature control within 3.6°F (2°C) of set point even with a 50% water pressure drop• Anti-scald• 2.0 gpm @ max• K807 Shower Head | | |
|  | 1/2" and 3/4" Thermostatic Shower Trim | | | |
| | TH234 | Frosted Crystal Lever Handle Trim Only | \$518 | \$863 |
| | 34THERM | 3/4" Thermostatic Valve | \$369 | |
| | 1-115 | 1/2" Thermostatic Valve | \$219 | |
|  | Three Handle Tub and Shower Set | | | |
| | K2234 | Frosted Crystal Lever Handles with Round Diverter Handle Trim Only | \$1346 | \$2070 |
| | 80951PHY | Valve (8" c-c) | \$253 | |
| | | <ul style="list-style-type: none">• K807 Shower Head• Spout c-c 9-3/8" | | |
|  | Two Handle Shower Set | | | |
| | K3234 | Frosted Crystal Lever Handles Trim Only | \$864 | \$1380 |
| | 8090536R | Valve (8" c-c) | \$220 | |
| | | <ul style="list-style-type: none">• 2.0 gpm @ max• K807 Shower Head | | |
|  | Volume Control/Diverter Trim | | | |
| | 2PV234A | Frosted Crystal Lever Handle Trim Only | \$317 | \$474 |
| | | <ul style="list-style-type: none">• Used with 1/2" or 3/4" Volume Control or Diverter | | |

| | | Model Number | Description | Finish Pricing Group 1 | Finish Pricing Group 2 |
|---|---|-----------------|--|------------------------------|------------------------------|
|  | 1/2" In-Line Stop/Volume Control Valve | | | | |
| | <ul style="list-style-type: none"> • For Non-Handed Functions • Wall Mount • May be ordered in handed pairs for hot and cold installation | 80607PHY | | \$89 | |
|  | 3/4" In-Line Stop/Volume Control Valve | | | | |
| | <ul style="list-style-type: none"> • For Non-Handed Functions • Wall Mount • May be ordered in handed pairs for hot and cold installation | 80002125 | | \$99 | |
|  | 3 Function Wall Diverter Valve | | | | |
| | <ul style="list-style-type: none"> • For Non-Handed Functions • Wall Mount • (1) 1/2" Inlet • (3) 1/2" Outlets • Cal Green Compliant | 80001820 | | \$164 | |
|  | Deck Tub Set with Hand Shower | | | | |
| | <ul style="list-style-type: none"> • Hand shower hose length is 59" (1499mm) • Integral check valves for backflow protection • K5141 Deck Tub Spout, 3/4" Valves, K6526 Hand Shower, and K6005 Deck Bracket • Spout c-c 9-3/8" • Height 6-3/4" | K2234P1 | Frosted Crystal Lever Handles Complete Set Trim Only | \$1325 | \$2185 |
| | | 80001249 | Valve | \$455 | |
|  | Deck Tub Set | | | | |
| | <ul style="list-style-type: none"> • Spout c-c 9-3/8" • Height 6-3/4" | K1234P | Frosted Crystal Lever Handles Trim Only | \$943 | \$1610 |
| | | 80001248 | Valve | \$242 | |
|  | Deck Tub Spout | | | | |
| | <ul style="list-style-type: none"> • Spout c-c 9-3/8" • Height 6-3/4" | K5141 | Spout Only | \$575 | \$920 |

| | | Model Number | Description | Finish Pricing Group 1 | Finish Pricing Group 2 |
|---|-------------------------------|-----------------|--|------------------------------|------------------------------|
|  | Wall Tub Set | | | | |
| | • Spout c-c 7-1/2" | K1234 | Frosted Crystal Lever Handles Complete Set Trim Only | \$749 | \$1323 |
| | | 8090536R | Valve (8" c-c) | \$220 | |
|  | Wall Tub Spout | | | | |
| | • Spout c-c 7-1/2" | K1141X3 | Spout Only | \$345 | \$662 |
|  | Paper Holder | | | | |
| | • Mounting screws included | KCC50 | | \$397 | \$699 |
|  | Towel Bars | | | | |
| | 18" Towel Bar | | | | |
| | • Mounting screws included | KCC65 | | \$397 | \$699 |
| | 24" Towel Bar | | | | |
| | • Mounting screws included | KCC70 | | \$397 | \$699 |
| | 30" Towel Bar | | | | |
| | • Mounting screws included | KCC75 | | \$397 | \$699 |
|  | Towel Ring | | | | |
| | • Mounting screws included | KCC40 | | \$190 | \$289 |
|  | Robe Hook | | | | |
| | • Mounting screws included | KCC10 | | \$175 | \$266 |
|  | Wall Mounted Soap Dish | | | | |
| | • Mounting screws included | KCC25 | | \$286 | \$394 |

| | Model Number | Description | Finish Pricing Group 1 | Finish Pricing Group 2 |
|---|-----------------|-------------|------------------------------|------------------------------|
| Wall Mounted Glass Holder | | | | |
|  | KCC30 | | \$267 | \$371 |
| <ul style="list-style-type: none">• Mounting screws included | | | | |

| | | | | |
|---|--------------|-------------------------------|--------|--------|
| Four Hole Bidet Set | | | | |
|  | K4234 | Frosted Crystal Lever Handles | \$1380 | \$2243 |
| <ul style="list-style-type: none">• Pop-up drain with lift rod and tailpiece• Vertical Spray | | | | |

PHYL RICH[®]

REGENT



Widespread Faucet



- Pop-up drain with lift rod and tailpiece
- 1.5 gpm @ 60 psi
- Spout c-c 5-1/8"
- Height 3-5/8"

| Model Number | Description | Finish Pricing Group 1 | Finish Pricing Group 2 |
|--------------|------------------------------------|------------------------|------------------------|
| K270 | Green Onyx Lever Handles | \$1093 | \$1955 |
| K271 | Montaione Brown Onyx Lever Handles | \$1093 | \$1955 |
| K272 | Bleu Sodalite Lever Handles | \$1352 | \$2185 |
| K273 | Pink Onyx Lever Handles | \$1093 | \$1955 |
| K274 | Frienze Black Onyx Lever Handles | \$1093 | \$1955 |

Widespread Faucet



- Pop-up drain with lift rod and tailpiece
- 1.5 gpm @ 60 psi
- Spout c-c 5-1/2"
- Height 5-3/8"

| | | | |
|------|------------------------------------|--------|--------|
| K370 | Green Onyx Lever Handles | \$1093 | \$1955 |
| K371 | Montaione Brown Onyx Lever Handles | \$1093 | \$1955 |
| K372 | Bleu Sodalite Lever Handles | \$1352 | \$2185 |
| K373 | Pink Onyx Lever Handles | \$1093 | \$1955 |
| K374 | Frienze Black Onyx Lever Handles | \$1093 | \$1955 |

Wall Lavatory Set



- 1.5 gpm @ 60 psi
- Spout c-c 9-3/8"

| | | | |
|------------|---|--------|--------|
| WL270 | Green Onyx Lever Handles Complete Set Trim Only | \$1454 | \$1955 |
| WL271 | Montaione Brown Onyx Lever Handles Complete Set Trim Only | \$1454 | \$1955 |
| WL272 | Bleu Sodalite Lever Handles Complete Set Trim Only | \$1924 | \$2854 |
| WL273 | Pink Onyx Lever Handles Complete Set Trim Only | \$1454 | \$1955 |
| WL274 | Frienze Black Onyx Lever Handles Complete Set Trim Only | \$1454 | \$1955 |
| 8090536RNL | Valve (8" c-c) | \$220 | |

1/2" Mini Thermostatic Valve w/ Volume Control or Diverter



- 2 Handles
- 9" x 4" Plate
- Center-Center 5"
- 6.5 gpm @ 45 psi
- Anti-scald
- Integral Stops and Filters
- Trim Control Can be used with 1-116 or 1-117
- CALGreen Compliant

| | | | |
|--------|-----------------------------|--------|--------|
| 4-412F | Green Onyx Lever Handles | \$950 | \$1600 |
| 4-412E | Montaione Brown Onyx | \$950 | \$1600 |
| 4-412A | Bleu Sodalite Lever Handles | \$1200 | \$2000 |
| 4-412G | Pink Onyx Lever Handles | \$950 | \$1600 |
| 4-412C | Frienze Black Onyx | \$950 | \$1600 |
| 1-116 | Valve w/ Volume Control | \$285 | |
| 1-117 | Valve w/ Diverter | \$335 | |



Pressure Balance Tub and Shower Set

- Back to back installation capability
- Anti-scald
- Temperature control within 3.6°F (2°C) of set point even with a 50% water pressure drop
- K803 Shower Head
- Spout c-c 9-3/8"
- Integral Diverter

| Model Number | Description | Finish Pricing Group 1 | Finish Pricing Group 2 |
|-----------------|--|------------------------|------------------------|
| PB2270 | Green Onyx Lever Handle Complete Set Trim Only | \$1743 | \$2847 |
| PB2270T0 | Plate & Handle Trim Only | \$863 | \$1323 |
| PB2271 | Montaione Brown Onyx Lever Handle Complete Set Trim Only | \$1743 | \$2847 |
| PB2271T0 | Plate & Handle Trim Only | \$863 | \$1323 |
| PB2272 | Bleu Sodalite Lever Handle Complete Set Trim Only | \$1973 | \$3077 |
| PB2272T0 | Plate & Handle Trim Only | \$978 | \$1438 |
| PB2273 | Pink Onyx Lever Handle Complete Set Trim Only | \$1743 | \$2847 |
| PB2273T0 | Plate & Handle Trim Only | \$863 | \$1323 |
| PB2274 | Frienze Black Onyx Lever Handle Complete Set Trim Only | \$1743 | \$2847 |
| PB2274T0 | Plate & Handle Trim Only | \$863 | \$1323 |
| DFPHYID | Valve | \$315 | |



Pressure Balance Shower Set

- Temperature control within 3.6°F (2°C) of set point even with a 50% water pressure drop
- Anti-scald
- 2.0 gpm @ max
- K803 Shower Head

| | | | |
|-----------------|--|--------|--------|
| PB3270 | Green Onyx Lever Handle Complete Set Trim Only | \$1045 | \$1610 |
| PB3270T0 | Plate & Handle Trim Only | \$748 | \$1150 |
| PB3271 | Montaione Brown Onyx Lever Handle Complete Set Trim Only | \$1045 | \$1610 |
| PB3271T0 | Plate & Handle Trim Only | \$748 | \$1150 |
| PB3272 | Bleu Sodalite Lever Handle Complete Set Trim Only | \$1160 | \$1725 |
| PB3272T0 | Plate & Handle Trim Only | \$863 | \$1265 |
| PB3273 | Pink Onyx Lever Handle Complete Set Trim Only | \$1045 | \$1610 |
| PB3273T0 | Plate & Handle Trim Only | \$748 | \$1150 |
| PB3274 | Frienze Black Onyx Lever Handle Complete Set Trim Only | \$1045 | \$1610 |
| PB3274T0 | Plate & Handle Trim Only | \$748 | \$1150 |
| DFPHY | Valve | \$211 | |



1/2" and 3/4" Thermostatic Shower Trim

- Integral stops and filters
- Anti-scald

| | | | |
|----------------|---|-------|--------|
| TH270 | Green Onyx Lever Handle Trim Only | \$748 | \$1150 |
| TH271 | Montaione Brown Onyx Lever Handle Trim Only | \$748 | \$1150 |
| TH272 | Bleu Sodalite Lever Handle Trim Only | \$863 | \$1265 |
| TH273 | Pink Onyx Lever Handle Trim Only | \$748 | \$1150 |
| TH274 | Frienze Black Onyx Lever Handle Trim Only | \$748 | \$1150 |
| 34THERM | 3/4" Thermostatic Valve | \$369 | |
| 1-115 | 1/2" Thermostatic Valve | \$219 | |

Three Handle Tub and Shower Set

- K803 Shower Head
- Spout c-c 9-3/8"
- Round Diverter Handle

| Model Number | Description | Finish Pricing Group 1 | Finish Pricing Group 2 |
|-----------------|---|------------------------|------------------------|
| K2270 | Green Onyx Lever Handles Complete Set Trim Only | \$1748 | \$2990 |
| K2271 | Montaione Brown Onyx Lever Handles Complete Set Trim Only | \$1748 | \$2990 |
| K2272 | Bleu Sodalite Lever Handles Complete Set Trim Only | \$1978 | \$3335 |
| K2273 | Pink Onyx Lever Handles Complete Set Trim Only | \$1748 | \$2990 |
| K2274 | Frienze Black Onyx Lever Handles Complete Set Trim Only | \$1748 | \$2990 |
| 80951PHY | Valve | \$253 | |

Two Handle Shower Set

- 2.0 gpm @ max
- K803 Shower Head

| | | | |
|-----------------|---|--------|--------|
| K3270 | Green Onyx Lever Handles Complete Set Trim Only | \$1037 | \$1898 |
| K3271 | Montaione Brown Onyx Lever Handles Complete Set Trim Only | \$1037 | \$1898 |
| K3272 | Bleu Sodalite Lever Handles Complete Set Trim Only | \$1152 | \$2013 |
| K3273 | Pink Onyx Lever Handles Complete Set Trim Only | \$1037 | \$1898 |
| K3274 | Frienze Black Onyx Lever Handles Complete Set Trim Only | \$1037 | \$1898 |
| 8090536R | Valve (8" c-c) | \$220 | |

Volume Control/Diverter Trim

- Used with 1/2" or 3/4" Volume Control or Diverter

| | | | |
|----------------|---|-------|-------|
| 2PV270A | Green Onyx Lever Handle Trim Only | \$404 | \$524 |
| 2PV271A | Montaione Brown Onyx Lever Handle Trim Only | \$404 | \$524 |
| 2PV272A | Bleu Sodalite Lever Handle Trim Only | \$526 | \$695 |
| 2PV273A | Pink Onyx Lever Handle Trim Only | \$404 | \$524 |
| 2PV274A | Frienze Black Onyx Lever Handle Trim Only | \$404 | \$524 |

1/2" In-Line Stop/Volume Control Valve

- For Non-Handed Functions
- Wall Mount
- May be ordered in handed pairs for hot and cold installation

| | |
|-----------------|------|
| 80607PHY | \$89 |
|-----------------|------|




3/4" In-Line Stop/Volume Control Valve

- For Non-Handed Functions
- Wall Mount
- May be ordered in handed pairs for hot and cold installation

| | |
|-----------------|------|
| 80002125 | \$99 |
|-----------------|------|

| | Model Number | Description | Finish Pricing Group 1 | Finish Pricing Group 2 |
|---|---------------------------------------|---|------------------------|------------------------|
|  <ul style="list-style-type: none"> For Non-Handed Functions Wall Mount (1) 1/2" Inlet (3) 1/2" Outlets Cal Green Compliant | 3 Function Wall Diverter Valve | | | |
| | 80001820 | | \$164 | |
|  <ul style="list-style-type: none"> Hand shower hose length is 59" (1499mm) Integral check valves for backflow protection K5141 Deck Tub Spout, 3/4" Valves, K6640 Green, K6641 Brown, K6642 Bleu Sodalite, K6643 Pink or K6644 Black Onyx Hand Shower, and K6005 Deck Bracket Spout c-c 9-5/8" Height 7-1/8" | Deck Tub Set with Hand Shower | | | |
| | K2270P1 | Green Onyx Lever Handles Complete Set Trim Only | \$1725 | \$2933 |
| | K2271P1 | Montaione Brown Onyx Lever Handles Complete Set Trim Only | \$1725 | \$2933 |
| | K2272P1 | Bleu Sodalite Lever Handles Complete Set Trim Only | \$1955 | \$3163 |
| | K2273P1 | Pink Onyx Lever Handles Complete Set Trim Only | \$1725 | \$2933 |
| | K2274P1 | Frienze Black Onyx Lever Handles Complete Set Trim Only | \$1725 | \$2933 |
| | 80001249 | Valve | \$455 | |
| | | | | |
|  <ul style="list-style-type: none"> K5141 Deck Tub Spout and 3/4" Valves Spout c-c 9-5/8" Height 7-1/8" | Deck Tub Set | | | |
| | K1270P | Green Onyx Lever Handles Complete Set Trim Only | \$1265 | \$2415 |
| | K1271P | Montaione Brown Onyx Lever Handles Complete Set Trim Only | \$1265 | \$2415 |
| | K1272P | Bleu Sodalite Lever Handles Complete Set Trim Only | \$1495 | \$2645 |
| | K1273P | Pink Onyx Lever Handles Complete Set Trim Only | \$1265 | \$2415 |
| | K1274P | Frienze Black Onyx Lever Handles Complete Set Trim Only | \$1265 | \$2415 |
| | 80001248 | Valve | \$242 | |
|  <ul style="list-style-type: none"> Spout c-c 9-5/8" Height 7-1/8" | Deck Tub Spout | | | |
| | K5141 | Spout Only | \$575 | \$920 |
|  <ul style="list-style-type: none"> Spout c-c 7-1/2" | Wall Tub Set | | | |
| | K1270 | Green Onyx Lever Handles Complete Set Trim Only | \$1454 | \$2283 |
| | K1271 | Montaione Brown Onyx Lever Handles Complete Set Trim Only | \$1454 | \$2283 |
| | K1272 | Bleu Sodalite Lever Handles Complete Set Trim Only | \$1668 | \$2530 |
| | K1273 | Pink Onyx Lever Handles Complete Set Trim Only | \$1454 | \$2283 |
| | K1274 | Frienze Black Onyx Lever Handles Complete Set Trim Only | \$1454 | \$2283 |
| | 8090536R | Valve (8" c-c) | \$220 | |

| | Model Number | Description | Finish Pricing Group 1 | Finish Pricing Group 2 |
|---|--|----------------------|------------------------|------------------------|
|  | Wall Tub Spout • Spout c-c 7-1/2" | | | |
| | K1141X3 | Spout Only | \$345 | \$662 |
|  | Paper Holder • Mounting screws included | | | |
| | KSA50 | Green Onyx | \$624 | \$935 |
| | KSB50 | Montaione Brown Onyx | \$624 | \$935 |
| | KSC50 | Bleu Sodalite | \$843 | \$1264 |
| | KSD50 | Pink Onyx | \$624 | \$935 |
| | KSF50 | Frienze Black Onyx | \$624 | \$935 |
|  | Towel Bars | | | |
| | 18" Towel Bar • Mounting screws included | | | |
| | KSA65 | Green Onyx | \$624 | \$935 |
| | KSB65 | Montaione Brown Onyx | \$624 | \$935 |
| | KSC65 | Bleu Sodalite | \$855 | \$1283 |
| | KSD65 | Pink Onyx | \$624 | \$935 |
| | KSF65 | Frienze Black Onyx | \$624 | \$935 |
| | 24" Towel Bar • Mounting screws included | | | |
| | KSA70 | Green Onyx | \$624 | \$935 |
| | KSB70 | Montaione Brown Onyx | \$624 | \$935 |
| | KSC70 | Bleu Sodalite | \$855 | \$1283 |
| | KSD70 | Pink Onyx | \$624 | \$935 |
| | KSF70 | Frienze Black Onyx | \$624 | \$935 |
| | 30" Towel Bar • Mounting screws included | | | |
| | KSA75 | Green Onyx | \$624 | \$935 |
| | KSB75 | Montaione Brown Onyx | \$624 | \$935 |
| | KSC75 | Bleu Sodalite | \$855 | \$1283 |
| | KSD75 | Pink Onyx | \$624 | \$935 |
| | KSF75 | Frienze Black Onyx | \$624 | \$935 |
|  | Towel Ring • Mounting screws included | | | |
| | KSA40 | Green Onyx | \$282 | \$426 |
| | KSB40 | Montaione Brown Onyx | \$282 | \$426 |
| | KSC40 | Bleu Sodalite | \$448 | \$749 |
| | KSD40 | Pink Onyx | \$282 | \$426 |
| | KSF40 | Frienze Black Onyx | \$282 | \$426 |
|  | Robe Hook • Mounting screws included | | | |
| | KSA10 | Green Onyx | \$259 | \$395 |
| | KSB10 | Montaione Brown Onyx | \$259 | \$395 |
| | KSC10 | Bleu Sodalite | \$433 | \$625 |
| | KSD10 | Pink Onyx | \$259 | \$395 |
| | KSF10 | Frienze Black Onyx | \$259 | \$395 |

| | | Model Number | Description | Finish Pricing Group 1 | Finish Pricing Group 2 |
|---|---|-----------------|------------------------------------|------------------------------|------------------------------|
| Wall Mounted Soap Dish | | | | | |
|  | <ul style="list-style-type: none">Mounting screws included | KSA25 | Green Onyx | \$389 | \$525 |
| | | KSB25 | Montaione Brown Onyx | \$389 | \$525 |
| | | KSC25 | Bleu Sodalite | \$598 | \$746 |
| | | KSD25 | Pink Onyx | \$389 | \$525 |
| | | KSF25 | Frienze Black Onyx | \$389 | \$525 |
| Wall Mounted Glass Holder | | | | | |
|  | <ul style="list-style-type: none">Mounting screws included | KSA30 | Green Onyx | \$385 | \$517 |
| | | KSB30 | Montaione Brown Onyx | \$385 | \$517 |
| | | KSC30 | Bleu Sodalite | \$590 | \$739 |
| | | KSD30 | Pink Onyx | \$385 | \$517 |
| | | KSF30 | Frienze Black Onyx | \$385 | \$517 |
| Four Hole Bidet Set | | | | | |
|  | <ul style="list-style-type: none">Pop-up drain with lift rod and tailpieceVertical Spray | K4270 | Green Onyx Lever Handles | \$2026 | \$2834 |
| | | K4271 | Montaione Brown Onyx Lever Handles | \$2026 | \$2834 |
| | | K4272 | Bleu Sodalite Lever Handles | \$2300 | \$3335 |
| | | K4273 | Pink Onyx Lever Handles | \$2026 | \$2834 |
| | | K4274 | Frienze Black Onyx Lever Handles | \$2026 | \$2834 |

REVERE & SAVANNAH



Widespread Faucet

- Pop-up drain with lift rod and tailpiece
- 1.5 gpm @ 60 psi
- Spout c-c 6-1/4"
- Height 5-1/8"



Model
Number

Description

Finish
Pricing
Group 1

Finish
Pricing
Group 2

D200

Lever Handles

\$518

\$995

Widespread Faucet

- Pop-up drain with lift rod and tailpiece
- 1.5 gpm @ 60 psi
- Spout c-c 6-1/4"
- Height 5-1/8"



D202

Curved Lever Handles

\$518

\$995

Wall Lavatory Set

- 1.5 gpm @ 60 psi
- Spout c-c 9"



DWL100

Lever Handles Trim Only

\$345

\$805

8090536RNL

Valve (8" c-c)

\$220

Wall Lavatory Set

- 1.5 gpm @ 60 psi
- Spout c-c 9"



DWL102

Curved Lever Handles

\$345

\$805


8090536RNL


Complete Set Trim Only


\$220


Valve (8" c-c)


\$220






| | Model Number | Description | Finish Pricing Group 1 | Finish Pricing Group 2 |
|---|--|--------------------------------------|------------------------|------------------------|
|  | 1/2" Mini Thermostatic Valve w/ Volume Control or Diverter | | | |
| | • 2 Handles | | | |
| | • 9" x 4" Plate | | | |
| | • Center-Center 5" | | | |
| | • 6.5 gpm @ 45 psi | | | |
| | 4-420 | Lever Handle Complete Set Trim Only | \$375 | \$700 |
| | 4-426 | Curved Handle Complete Set Trim Only | \$375 | \$700 |
| | 1-116 | Valve w/ Volume Control | \$285 | |
| | 1-117 | Valve w/ Diverter | \$335 | |
| | <ul style="list-style-type: none"> • Anti-scald • Integral Stops and Filters • Trim Control Can be used with 1-116 or 1-117 • CALGreen Compliant | | | |

| | | | | |
|---|---|-------------------------------------|-------|--------|
|  | Pressure Balance Tub and Shower Set | | | |
| | • Back to back installation capability | | | |
| | • Anti-scald | | | |
| | • Temperature control within 3.6°F (2°C) of set point even with a 50% water pressure drop | | | |
| | • K803 Shower Head | | | |
| | DPB2100 | Lever Handle Complete Set Trim Only | \$649 | \$1150 |
| | DFPHYID | Valve | \$315 | |
| | DPB2100TO | Plate & Handle Trim Only | \$460 | \$863 |
| | <ul style="list-style-type: none"> • Spout c-c 7-1/4" • Integral Diverter | | | |


| | | | | |
|--|---|--|-------|--------|
|  | Pressure Balance Tub and Shower Set | | | |
| | • Back to back installation capability | | | |
| | • Anti-scald | | | |
| | • Temperature control within 3.6°F (2°C) of set point even with a 50% water pressure drop | | | |
| | • K803 Shower Head | | | |
| | DPB2102 | Curved Lever Handle Complete Set Trim Only | \$649 | \$1150 |
| | DFPHYID | Valve | \$315 | |
| | DPB2102TO | Plate & Handle Trim Only | \$460 | \$863 |
| | <ul style="list-style-type: none"> • Spout c-c 7-1/4" • Integral Diverter | | | |

| | | | | |
|---|---|-------------------------------------|-------|-------|
|  | Pressure Balance Shower Set | | | |
| | • Temperature control within 3.6°F (2°C) of set point even with a 50% water pressure drop | | | |
| | • Anti-scald | | | |
| | • 2.0 gpm @ max | | | |
| | • K803 Shower Head | | | |
| | DPB3100 | Lever Handle Complete Set Trim Only | \$518 | \$805 |
| | DFPHY | Valve | \$211 | |
| | DPB3100TO | Plate & Handle Trim Only | \$403 | \$748 |

| | | | | |
|---|---|--|-------|-------|
|  | Pressure Balance Shower Set | | | |
| | • Temperature control within 3.6°F (2°C) of set point even with a 50% water pressure drop | | | |
| | • Anti-scald | | | |
| | • 2.0 gpm @ max | | | |
| | • K803 Shower Head | | | |
| | DPB3102 | Curved Lever Handle Complete Set Trim Only | \$518 | \$805 |
| | DFPHY | Valve | \$211 | |
| | DPB3102TO | Plate & Handle Trim Only | \$403 | \$748 |


| | | Model Number | Description | Finish Pricing Group 1 | Finish Pricing Group 2 |
|---|--|-----------------|--|------------------------------|------------------------------|
|  | 1/2" and 3/4" Thermostatic Shower Trim | | | | |
| | <ul style="list-style-type: none"> • Integral stops and filters • Anti-scald | DTH100 | Lever Handle Trim Only | \$460 | \$863 |
| | | 34THERM | 3/4" Thermostatic Valve | \$369 | |
| | | 1-115 | 1/2" Thermostatic Valve | \$219 | |
|  | 1/2" and 3/4" Thermostatic Shower Trim | | | | |
| | <ul style="list-style-type: none"> • Integral stops and filters • Anti-scald | DTH102 | Curved Lever Handle Trim Only | \$460 | \$863 |
| | | 34THERM | 3/4" Thermostatic Valve | \$369 | |
| | | 1-115 | 1/2" Thermostatic Valve | \$219 | |
|  | Three Handle Tub and Shower Set | | | | |
| | <ul style="list-style-type: none"> • K803 Shower Head • Spout c-c 7-1/4" | D2100 | Lever Handles with Cross Diverter Handle Complete Set Trim Only | \$748 | \$1265 |
| | | 80951PHY | Valve | \$253 | |
| | | | | | |
|  | Three Handle Tub and Shower Set | | | | |
| | <ul style="list-style-type: none"> • K803 Shower Head • Spout c-c 7-1/4" | D2102 | Curved Lever Handles with Cross Diverter Handle Complete Set Trim Only | \$748 | \$1265 |
| | | 80951PHY | Valve | \$253 | |
| | | | | | |
|  | Two Handle Shower Set | | | | |
| | <ul style="list-style-type: none"> • 2.0 gpm @ max • K803 Shower Head | D3100 | Lever Handles Complete Set Trim Only | \$460 | \$748 |
| | | 8090536R | Valve (8" c-c) | \$220 | |
| | | | | | |


| | | Model Number | Description | Finish Pricing Group 1 | Finish Pricing Group 2 |
|---|---|-----------------|---|------------------------------|------------------------------|
|  | Two Handle Shower Set | | | | |
| | <ul style="list-style-type: none"> 2.0 gpm @ max K803 Shower Head | | D3102 Curved Lever Handles Complete Set Trim Only | \$460 | \$748 |
| | | | 8090536R Valve (8" c-c) | \$220 | |
|  | Volume Control/Diverter Trim | | | | |
| | <ul style="list-style-type: none"> Used with 1/2" or 3/4" Volume Control or Diverter | | D2PV100A Lever Handle Trim Only | \$144 | \$242 |
|  | Volume Control/Diverter Trim | | | | |
| | <ul style="list-style-type: none"> Used with 1/2" or 3/4" Volume Control or Diverter | | D2PV102A Curved Lever Handle Trim Only | \$144 | \$242 |
|  | 1/2" In-Line Stop/Volume Control Valve | | | | |
| | <ul style="list-style-type: none"> For Non-Handed Functions Wall Mount May be ordered in handed pairs for hot and cold installation | | 80607PHY | \$89 | |
|  | 3/4" In-Line Stop/Volume Control Valve | | | | |
| | <ul style="list-style-type: none"> For Non-Handed Functions Wall Mount May be ordered in handed pairs for hot and cold installation | | 80002125 | \$99 | |
|  | 3 Function Wall Diverter Valve | | | | |
| | <ul style="list-style-type: none"> For Non-Handed Functions Wall Mount (1) 1/2" Inlet (3) 1/2" Outlets Cal Green Compliant | | 80001820 | \$164 | |

| | Model Number | Description | Finish Pricing Group 1 | Finish Pricing Group 2 |
|---|--------------------------------------|---|------------------------|------------------------|
|  | Deck Tub Set with Hand Shower | | | |
| | D2200T1 | Lever Handles Complete Set Trim Only | \$1021 | \$1927 |
| | 80001249 | Valve | \$455 | |
| | | <ul style="list-style-type: none"> Hand shower hose length is 59" (1499mm) Integral check valves for backflow protection K5120 Deck Tub Spout, 3/4" Valves, K6560 Hand Shower, and K6005 Deck Bracket Spout c-c 9" Height 7-3/4" | | |








| | | | | |
|---|--------------------------------------|---|--------|--------|
|  | Deck Tub Set with Hand Shower | | | |
| | D2202T1 | Curved Lever Handles Complete Set Trim Only | \$1021 | \$1927 |
| | 80001249 | Valve | \$455 | |
| | | <ul style="list-style-type: none"> Hand shower hose length is 59" (1499mm) Integral check valves for backflow protection K5120 Deck Tub Spout, 3/4" Valves, K6560 Hand Shower, and K6005 Deck Bracket Spout c-c 9" Height 7-3/4" | | |






| | | | | |
|---|---------------------|---|-------|--------|
|  | Deck Tub Set | | | |
| | D1200T | Lever Handles Complete Set Trim Only | \$610 | \$1265 |
| | 80001248 | Valve (8" c-c) | \$242 | |
| | | <ul style="list-style-type: none"> K5120 Deck Tub Spout and 3/4" Valves Spout c-c 9" Height 7-3/4" | | |

| | | | | |
|---|---------------------|---|-------|--------|
|  | Deck Tub Set | | | |
| | D1202T | Curved Lever Handles Complete Set Trim Only | \$610 | \$1265 |
| | 80001248 | Valve (8" c-c) | \$242 | |
| | | <ul style="list-style-type: none"> K5120 Deck Tub Spout and 3/4" Valves Spout c-c 9" Height 7-3/4" | | |

| | | | | |
|---|-----------------------|---|-------|-------|
|  | Deck Tub Spout | | | |
| | K5120 | Spout Only | \$345 | \$679 |
| | | <ul style="list-style-type: none"> Spout c-c 9" Height 4-5/8" | | |

REVERE & SAVANNAH

| | | Model Number | Description | Finish Pricing Group 1 | Finish Pricing Group 2 |
|--|-----------------------|---|----------------------------|------------------------|------------------------|
|  | Wall Tub Set | | • Spout c-c 7-1/4" | | |
| | D1100 | Lever Handles Trim Only | | \$345 | \$805 |
| | 8090536R | Valve | | \$220 | |
|  | Wall Tub Set | | • Spout c-c 7-1/4" | | |
| | D1102 | Curved Lever Handles Complete Set Trim Only | | \$345 | \$805 |
| | 8090536R | Valve (8" c-c) | | \$220 | |
|  | Wall Tub Spout | | • Spout c-c 7-1/4" | | |
| | D1100X3 | Spout Only | | \$227 | \$345 |
|  | Paper Holder | | • Mounting screws included | | |
| | KG50 | Small Post Dia. | | \$167 | \$378 |
|  | Towel Bars | | | | |
| | 18" Towel Bar | | • Mounting screws included | | |
| | KG65 | Small Post Dia. | | \$172 | \$288 |
| | 24" Towel Bar | | • Mounting screws included | | |
| | KG70 | Small Post Dia. | | \$172 | \$288 |
|  | 30" Towel Bar | | • Mounting screws included | | |
| | KG75 | Small Post Dia. | | \$172 | \$288 |
|  | Towel Ring | | • Mounting screws included | | |
| | KG40 | Small Post Dia. | | \$132 | \$197 |

| | | Model Number | Description | Finish Pricing Group 1 | Finish Pricing Group 2 |
|---|--|-----------------|----------------------|------------------------------|------------------------------|
|  | Robe Hook | | | | |
| | <ul style="list-style-type: none"> Mounting screws included | KG10 | Small Post Dia. | \$87 | \$138 |
|  | Wall Mounted Soap Dish | | | | |
| | <ul style="list-style-type: none"> Mounting screws included | KG25 | Small Post Dia. | \$190 | \$268 |
|  | Wall Mounted Glass Holder | | | | |
| | <ul style="list-style-type: none"> Mounting screws included | KG30 | Small Post Dia. | \$184 | \$264 |
|  | Four Hole Bidet Set | | | | |
| | <ul style="list-style-type: none"> Pop-up drain with lift rod and tailpiece Vertical Spray | D4100 | Lever Handles | \$978 | \$1553 |
|  | Four Hole Bidet Set | | | | |
| | <ul style="list-style-type: none"> Pop-up drain with lift rod and tailpiece Vertical Spray | D4102 | Curved Lever Handles | \$978 | \$1553 |

PHYL RICH[®]

VALENCIA



Widespread Faucet

- Pop-up drain with lift rod and tailpiece
- 1.5 gpm @ 60 psi
- Spout c-c 5-1/2"
- Height 6-3/8"

| Model Number | Description | Finish Pricing Group 1 | Finish Pricing Group 2 |
|--------------|----------------------------|------------------------|------------------------|
| K338B | White Marble Lever Handles | \$975 | \$2045 |
| K338C | Black Marble Lever Handles | \$975 | \$2045 |
| K338D | Beige Marble Lever Handles | \$975 | \$2045 |
| K338F | Green Marble Lever Handles | \$975 | \$2045 |

Wall Lavatory Set

- 1.5 gpm @ 60 psi
- Height 9-3/8"

| | | | |
|-------------------|---|--------|--------|
| WL338B | White Marble Lever Handles Complete Set Trim Only | \$1370 | \$1839 |
| WL338C | Black Marble Lever Handles Complete Set Trim Only | \$1370 | \$1839 |
| WL338D | Beige Marble Lever Handles Complete Set Trim Only | \$1370 | \$1839 |
| WL338F | Green Marble Lever Handles Complete Set Trim Only | \$1370 | \$1839 |
| 8090536RNL | Valve (8" c-c) | \$220 | |

1/2" Mini Thermostatic Valve w/ Volume Contol or Diverter

- 2 Handles
- 9" x 4" Plate
- Center-Center 5"
- 6.5 gpm @ 45 psi
- Anti-scald
- Integral Stops and Filters
- Trim Control Can be used with 1-116 or 1-117
- CALGreen Compliant

| | | | |
|---------------|----------------------------|-------|--------|
| 4-453B | White Marble Lever Handles | \$850 | \$1500 |
| 4-453C | Black Marble Lever Handles | \$850 | \$1500 |
| 4-453D | Beige Marble Lever Handles | \$850 | \$1500 |
| 4-453F | Green Marble Lever Handles | \$850 | \$1500 |
| 1-116 | Valve w/ Volume Control | \$285 | |
| 1-117 | Valve w/ Diverter | \$335 | |

Pressure Balance Tub and Shower Set

- Back to back installation capability
- Anti-scald
- Temperature control within 3.6°F (2°C) of set point even with a 50% water pressure drop
- K807 Shower Head
- Spout c-c 9-3/8"
- Integral Diverter

| | | | |
|------------------|--|--------|--------|
| PB2338B | White Marble Lever Handle Complete Set Trim Only | \$1398 | \$2243 |
| PB2338BT0 | Plate & Handle Trim Only | \$748 | \$1150 |
| PB2338C | Black Marble Lever Handle Complete Set Trim Only | \$1398 | \$2243 |
| PB2338CT0 | Plate & Handle Trim Only | \$748 | \$1150 |
| PB2338D | Beige Marble Lever Handle Complete Set Trim Only | \$1398 | \$2243 |
| PB2338DT0 | Plate & Handle Trim Only | \$748 | \$1150 |
| PB2338F | Green Marble Lever Handle Complete Set Trim Only | \$1398 | \$2243 |
| PB2338FT0 | Plate & Handle Trim Only | \$748 | \$1150 |
| DFPHYID | Valve | \$315 | |



Pressure Balance Shower Set

- Temperature control within 3.6°F (2°C) of set point even with a 50% water pressure drop
- Anti-scald
- 2.0 gpm @ max
- K807 Shower Head

| Model Number | Description | Finish Pricing Group 1 | Finish Pricing Group 2 |
|------------------|--|------------------------|------------------------|
| PB3338B | White Marble Lever Handle Complete Set Trim Only | \$1045 | \$1840 |
| PB3338BT0 | Plate & Handle Trim Only | \$690 | \$1064 |
| PB3338C | Black Marble Lever Handle Complete Set Trim Only | \$1045 | \$1840 |
| PB3338CT0 | Plate & Handle Trim Only | \$690 | \$1064 |
| PB3338D | Beige Marble Lever Handle Complete Set Trim Only | \$1045 | \$1840 |
| PB3338DT0 | Plate & Handle Trim Only | \$690 | \$1064 |
| PB3338F | Green Marble Lever Handle Complete Set Trim Only | \$1045 | \$1840 |
| PB3338FT0 | Plate & Handle Trim Only | \$690 | \$1064 |
| DFPHY | Valve | \$211 | |



1/2" and 3/4" Thermostatic Shower Trim

- Integral stops and filters
- Anti-scald

| | | | |
|----------------|-------------------------------------|-------|--------|
| TH338B | White Marble Lever Handle Trim Only | \$690 | \$1064 |
| TH338C | Black Marble Lever Handle Trim Only | \$690 | \$1064 |
| TH338D | Beige Marble Lever Handle Trim Only | \$690 | \$1064 |
| TH338F | Green Marble Lever Handle Trim Only | \$690 | \$1064 |
| 34THERM | 3/4" Thermostatic Valve | \$369 | |
| 1-115 | 1/2" Thermostatic Valve | \$219 | |



Three Handle Tub and Shower Set

- K807 Shower Head
- Spout c-c 9-3/8"
- Round Diverter Handle


| | | | |
|-----------------|---|--------|--------|
| K2338B | White Marble Lever Handles Complete Set Trim Only | \$1461 | \$2530 |
| K2338C | Black Marble Lever Handles Complete Set Trim Only | \$1461 | \$2530 |
| K2338D | Beige Marble Lever Handles Complete Set Trim Only | \$1461 | \$2530 |
| K2338F | Green Marble Lever Handles Complete Set Trim Only | \$1461 | \$2530 |
| 80951PHY | Valve | \$253 | |



Two Handle Shower Set

- 2.0 gpm @ max
- K807 Shower Head

| | | | |
|-----------------|---|--------|--------|
| K3338B | White Marble Lever Handles Complete Set Trim Only | \$1037 | \$1898 |
| K3338C | Black Marble Lever Handles Complete Set Trim Only | \$1037 | \$1898 |
| K3338D | Beige Marble Lever Handles Complete Set Trim Only | \$1037 | \$1898 |
| K3338F | Green Marble Lever Handles Complete Set Trim Only | \$1037 | \$1898 |
| 8090536R | Valve (8" c-c) | \$199 | |

| | Model Number | Description | Finish Pricing Group 1 | Finish Pricing Group 2 |
|---|-----------------|-------------------------------------|------------------------|------------------------|
| Volume Control/Diverter Trim | | | | |
|  | 2PV338BA | White Marble Lever Handle Trim Only | \$368 | \$600 |
| | 2PV338CA | Black Marble Lever Handle Trim Only | \$368 | \$600 |
| | 2PV338DA | Beige Marble Lever Handle Trim Only | \$368 | \$600 |
| | 2PV338FA | Green Marble Lever Handle Trim Only | \$368 | \$600 |

1/2" In-Line Stop/Volume Control Valve



- For Non-Handed Functions
- Wall Mount
- May be ordered in handed pairs for hot and cold installation

| | |
|-----------------|------|
| 80607PHY | \$89 |
|-----------------|------|


3/4" In-Line Stop/Volume Control Valve



- For Non-Handed Functions
- Wall Mount
- May be ordered in handed pairs for hot and cold installation

| | |
|-----------------|------|
| 80002125 | \$99 |
|-----------------|------|

3 Function Wall Diverter Valve




- For Non-Handed Functions
- Wall Mount
- (1) 1/2" Inlet
- (3) 1/2" Outlets
- Cal Green Compliant


| | |
|-----------------|-------|
| 80001820 | \$164 |
|-----------------|-------|


Deck Tub Set with Hand Shower




- | | | | | |
|--|-----------------|---|--------|--------|
| • Hand shower hose length is 59" (1499mm) | K2338BP1 | White Marble Lever Handles Complete Set Trim Only | \$1337 | \$2272 |
| • Integral check valves for backflow protection | K2338CP1 | Black Marble Lever Handles Complete Set Trim Only | \$1337 | \$2272 |
| • K5141 Deck Tub Spout, 3/4" Valves, K6539 White, K6540 Black, K6541 Beige or K6542 Green Marble Hand Shower, and K6005 Deck Bracket | K2338DP1 | Beige Marble Lever Handles Complete Set Trim Only | \$1337 | \$2272 |
| | K2338FP1 | Green Marble Lever Handles Complete Set Trim Only | \$1337 | \$2272 |
| • Spout c-c 9-5/8" | 80001249 | Valve | \$455 | |
| • Height 7-1/8" | | | | |






| | Model Number | Description | Finish Pricing Group 1 | Finish Pricing Group 2 |
|---|---------------------|---|------------------------|------------------------|
|  <ul style="list-style-type: none"> • K5141 Deck Tub Spout and 3/4" Valves • Spout c-c 9-5/8" • Height 7-1/8" | Deck Tub Set | | | |
| | K1338BP | White Marble Lever Handles Complete Set Trim Only | \$1012 | \$1800 |
| | K1338CP | Black Marble Lever Handles Complete Set Trim Only | \$1012 | \$1800 |
| | K1338DP | Beige Marble Lever Handles Complete Set Trim Only | \$1012 | \$1800 |
| | K1338FP | Green Marble Lever Handles Complete Set Trim Only | \$1012 | \$1800 |
| | 80001248 | Valve | \$242 | |


| | | | | |
|---|-----------------------|------------|-------|-------|
|  <ul style="list-style-type: none"> • Spout c-c 9-5/8" • Height 7-1/8" | Deck Tub Spout | | | |
| | K5141 | Spout Only | \$575 | \$920 |

| | | | | |
|---|---------------------|---|--------|--------|
|  <ul style="list-style-type: none"> • Spout c-c 7-1/2" | Wall Tub Set | | | |
| | K1338B | White Marble Lever Handles Complete Set Trim Only | \$1094 | \$2013 |
| | K1338C | Black Marble Lever Handles Complete Set Trim Only | \$1094 | \$2013 |
| | K1338D | Beige Marble Lever Handles Complete Set Trim Only | \$1094 | \$2013 |
| | K1338F | Green Marble Lever Handles Complete Set Trim Only | \$1094 | \$2013 |
| | 8090536R | Valve (8" c-c) | \$220 | |

| | | | | |
|--|-----------------------|------------|-------|-------|
|  <ul style="list-style-type: none"> • Spout c-c 7-1/2" | Wall Tub Spout | | | |
| | K1141X3 | Spout Only | \$345 | \$662 |

| | | | | |
|--|---------------------|--------------|-------|-------|
|  <ul style="list-style-type: none"> • Mounting screws included | Paper Holder | | | |
| | KMB50 | White Marble | \$580 | \$870 |
| | KMC50 | Black Marble | \$580 | \$870 |
| | KMD50 | Beige Marble | \$580 | \$870 |
| | KMF50 | Green Marble | \$580 | \$870 |

| | Model Number | Description | Finish Pricing Group 1 | Finish Pricing Group 2 |
|---|----------------------------------|--------------|------------------------|------------------------|
| Towel Bars | | | | |
|  | 18" Towel Bar | | | |
| | • Mounting screws included | | | |
| | KMB65 | White Marble | \$617 | \$924 |
| | KMC65 | Black Marble | \$617 | \$924 |
|  | 24" Towel Bar | | | |
| | • Mounting screws included | | | |
| | KMB70 | White Marble | \$617 | \$924 |
| | KMC70 | Black Marble | \$617 | \$924 |
|  | 30" Towel Bar | | | |
| | • Mounting screws included | | | |
| | KMB75 | White Marble | \$617 | \$924 |
| | KMC75 | Black Marble | \$617 | \$924 |
|  | Towel Ring | | | |
| | • Mounting screws included | | | |
| | KMB40 | White Marble | \$211 | \$320 |
| | KMC40 | Black Marble | \$211 | \$320 |
|  | Robe Hook | | | |
| | • Mounting screws included | | | |
| | KMB10 | White Marble | \$228 | \$347 |
| | KMC10 | Black Marble | \$228 | \$347 |
|  | Wall Mounted Soap Dish | | | |
| | • Mounting screws included | | | |
| | KMB25 | White Marble | \$324 | \$440 |
| | KMC25 | Black Marble | \$324 | \$440 |
|  | Wall Mounted Glass Holder | | | |
| | • Mounting screws included | | | |
| | KMB30 | White Marble | \$319 | \$433 |
| | KMC30 | Black Marble | \$319 | \$433 |

| | Model Number | Description | Finish Pricing Group 1 | Finish Pricing Group 2 |
|---|----------------------------|----------------------------|------------------------|------------------------|
|  | Four Hole Bidet Set | | | |
| | K4338B | White Marble Lever Handles | \$1973 | \$2760 |
| | K4338C | Black Marble Lever Handles | \$1973 | \$2760 |
| | K4338D | Beige Marble Lever Handles | \$1973 | \$2760 |
| | K4338F | Green Marble Lever Handles | \$1973 | \$2760 |

- Pop-up drain with lift rod and tailpiece
- Vertical Spray

VERSAILLES



Widespread Faucet

- Pop-up drain with lift rod and tailpiece
- 1.5 gpm @ 60 psi
- Spout c-c 5-1/8"
- Height 3-5/8"

Model
Number

Description

Finish
Pricing
Group 1

Finish
Pricing
Group 2

| | | | |
|-------------|------------------------------------|--------|--------|
| K240 | Green Onyx Lever Handles | \$1093 | \$1955 |
| K241 | Montaione Brown Onyx Lever Handles | \$1093 | \$1955 |
| K242 | Bleu Sodalite Lever Handles | \$1352 | \$2185 |
| K243 | Pink Onyx Lever Handles | \$1093 | \$1955 |
| K244 | Frienze Black Onyx Lever Handles | \$1093 | \$1955 |



Widespread Faucet

- Pop-up drain with lift rod and tailpiece
- 1.5 gpm @ 60 psi
- Spout c-c 5-1/2"
- Height 6-3/8"

| | | | |
|-------------|------------------------------------|--------|--------|
| K330 | Green Onyx Lever Handles | \$1093 | \$1955 |
| K331 | Montaione Brown Onyx Lever Handles | \$1093 | \$1955 |
| K332 | Bleu Sodalite Lever Handles | \$1352 | \$2185 |
| K333 | Pink Onyx Lever Handles | \$1093 | \$1955 |
| K334 | Frienze Black Onyx Lever Handles | \$1093 | \$1955 |



Wall Lavatory Set

- 1.5 gpm @ 60 psi
- Spout c-c 9-3/8"

| | | | |
|-------------------|---|--------|--------|
| WL240 | Green Onyx Lever Handles Complete Set Trim Only | \$1403 | \$1955 |
| WL241 | Montaione Brown Onyx Lever Handles Complete Set Trim Only | \$1403 | \$1955 |
| WL242 | Bleu Sodalite Lever Handles Complete Set Trim Only | \$1610 | \$2185 |
| WL243 | Pink Onyx Lever Handles Complete Set Trim Only | \$1403 | \$1955 |
| WL244 | Frienze Black Onyx Lever Handles Complete Set Trim Only | \$1403 | \$1955 |
| 8090536RNL | Valve (8" c-c) | \$220 | |



1/2" Mini Thermostatic Valve w/ Volume Control or Diverter

- 2 Handles
- 9" x 4" Plate
- Center-Center 5"
- 6.5 gpm @ 45 psi
- Anti-scald
- Integral Stops and Filters
- Trim Control Can be used with 1-116 or 1-117
- CALGreen Compliant

| | | | |
|---------------|------------------------------------|--------|--------|
| 4-459F | Green Onyx Lever Handles | \$950 | \$1600 |
| 4-459E | Montaione Brown Onyx Lever Handles | \$950 | \$1600 |
| 4-459A | Bleu Sodalite Lever Handles | \$1200 | \$2000 |
| 4-459G | Pink Onyx Lever Handles | \$950 | \$1600 |
| 4-459C | Frienze Black Onyx Lever Handles | \$950 | \$1600 |
| 1-116 | Valve w/ Volume Control | \$285 | |
| 1-117 | Valve w/ Diverter | \$335 | |



Pressure Balance Tub and Shower Set

- Back to back installation capability
- Anti-scald
- Temperature control within 3.6°F (2°C) of set point even with a 50% water pressure drop
- K807 Shower Head
- Spout c-c 7-1/2"
- Integral Diverter

| Model Number | Description | Finish Pricing Group 1 | Finish Pricing Group 2 |
|-----------------|--|------------------------|------------------------|
| PB2240 | Green Onyx Lever Handle Complete Set Trim Only | \$1743 | \$2847 |
| PB2240T0 | Plate & Handle Trim Only | \$863 | \$1323 |
| PB2241 | Montaione Brown Onyx Lever Handle Complete Set Trim Only | \$1743 | \$2847 |
| PB2241T0 | Plate & Handle Trim Only | \$863 | \$1323 |
| PB2242 | Bleu Sodalite Lever Handle Complete Set Trim Only | \$1973 | \$3077 |
| PB2242T0 | Plate & Handle Trim Only | \$978 | \$1438 |
| PB2243 | Pink Onyx Lever Handle Complete Set Trim Only | \$1743 | \$2847 |
| PB2243T0 | Plate & Handle Trim Only | \$863 | \$1323 |
| PB2244 | Frienze Black Onyx Lever Handle Complete Set Trim Only | \$1743 | \$2847 |
| PB2244T0 | Plate & Handle Trim Only | \$863 | \$1323 |
| DFPHYID | Valve | \$315 | |



Pressure Balance Shower Set

- Temperature control within 3.6°F (2°C) of set point even with a 50% water pressure drop
- Anti-scald
- 2.0 gpm @ max
- K807 Shower Head


| | | | |
|-----------------|--|--------|--------|
| PB3240 | Green Onyx Lever Handle Complete Set Trim Only | \$1045 | \$1610 |
| PB3240T0 | Plate & Handle Trim Only | \$748 | \$1150 |
| PB3241 | Montaione Brown Onyx Lever Handle Complete Set Trim Only | \$1045 | \$1610 |
| PB3241T0 | Plate & Handle Trim Only | \$748 | \$1150 |
| PB3242 | Bleu Sodalite Lever Handle Complete Set Trim Only | \$1160 | \$1725 |
| PB3242T0 | Plate & Handle Trim Only | \$863 | \$1265 |
| PB3243 | Pink Onyx Lever Handle Complete Set Trim Only | \$1045 | \$1610 |
| PB3243T0 | Plate & Handle Trim Only | \$748 | \$1150 |
| PB3244 | Frienze Black Onyx Lever Handle Complete Set Trim Only | \$1045 | \$1610 |
| PB3244T0 | Plate & Handle Trim Only | \$748 | \$1150 |
| DFPHY | Valve | \$211 | |





1/2" and 3/4" Thermostatic Shower Trim


- Integral stops and filters
- Anti-scald

| | | | |
|----------------|---|-------|--------|
| TH240 | Green Onyx Lever Handle Trim Only | \$748 | \$1150 |
| TH241 | Montaione Brown Onyx Lever Handle Trim Only | \$748 | \$1150 |
| TH242 | Bleu Sodalite Lever Handle Trim Only | \$863 | \$1265 |
| TH243 | Pink Onyx Lever Handle Trim Only | \$748 | \$1150 |
| TH244 | Frienze Black Onyx Lever Handle Trim Only | \$748 | \$1150 |
| 34THERM | 3/4" Thermostatic Valve | \$369 | |
| 1-115 | 1/2" Thermostatic Valve | \$219 | |


| | Model Number | Description | Finish Pricing Group 1 | Finish Pricing Group 2 |
|---|-----------------|---|------------------------|------------------------|
| Three Handle Tub and Shower Set | | | | |
|  <ul style="list-style-type: none"> • K807 Shower Head • Spout c-c 7-1/2" • Round Diverter Handle | K2240 | Green Onyx Lever Handles Complete Set Trim Only | \$1748 | \$2990 |
| | K2241 | Montaione Brown Onyx Lever Handles Complete Set Trim Only | \$1748 | \$2990 |
| | K2242 | Bleu Sodalite Lever Handles Complete Set Trim Only | \$1978 | \$3335 |
| | K2243 | Pink Onyx Lever Handles Complete Set Trim Only | \$1748 | \$2990 |
| | K2244 | Frienze Black Onyx Lever Handles Complete Set Trim Only | \$1748 | \$2990 |
| | 80951PHY | Valve | \$253 | |

| | | | | |
|--|-----------------|---|--------|--------|
| Two Handle Shower Set | | | | |
|  <ul style="list-style-type: none"> • 2.0 gpm @ max • K807 Shower Head | K3240 | Green Onyx Lever Handles Complete Set Trim Only | \$1037 | \$1898 |
| | K3241 | Montaione Brown Onyx Lever Handles Complete Set Trim Only | \$1037 | \$1898 |
| | K3242 | Bleu Sodalite Lever Handles Complete Set Trim Only | \$1152 | \$2013 |
| | K3243 | Pink Onyx Lever Handles Complete Set Trim Only | \$1037 | \$1898 |
| | K3244 | Frienze Black Onyx Lever Handles Complete Set Trim Only | \$1037 | \$1898 |
| | 8090536R | Valve | \$220 | |


| | | | | |
|--|----------------|---|-------|-------|
| Volume Control/Diverter Trim | | | | |
|  <ul style="list-style-type: none"> • Use with 1/2" or 3/4" Volume Control or Diverter | 2PV240A | Green Onyx Lever Handle Trim Only | \$374 | \$482 |
| | 2PV241A | Montaione Brown Onyx Lever Handle Trim Only | \$374 | \$482 |
| | 2PV242A | Bleu Sodalite Lever Handle Trim Only | \$493 | \$647 |
| | 2PV243A | Pink Onyx Lever Handle Trim Only | \$374 | \$482 |
| | 2PV244A | Frienze Black Onyx Lever Handle Trim Only | \$374 | \$482 |


| | | | | |
|---|-----------------|--|------|--|
| 1/2" In-Line Stop/Volume Control Valve | | | | |
|  <ul style="list-style-type: none"> • For Non-Handed Functions • Wall Mount • May be ordered in handed pairs for hot and cold installation | 80607PHY | | \$89 | |

| | Model Number | Description | Finish Pricing Group 1 | Finish Pricing Group 2 |
|---|---|---|------------------------|------------------------|
|  | 3/4" In-Line Stop/Volume Control Valve | | | |
| | 80002125 | <ul style="list-style-type: none"> For Non-Handed Functions Wall Mount May be ordered in handed pairs for hot and cold installation | \$99 | |
|  | 3 Function Wall Diverter Valve | | | |
| | 80001820 | <ul style="list-style-type: none"> For Non-Handed Functions Wall Mount (1) 1/2" Inlet (3) 1/2" Outlets Cal Green Compliant | \$164 | |
|  | Deck Tub Set with Hand Shower | | | |
| | K2240P1 | Green Onyx Lever Handles Complete Set Trim Only | \$1725 | \$2933 |
| | K2241P1 | Montaione Brown Onyx Lever Handles Complete Set Trim Only | \$1725 | \$2933 |
| | K2242P1 | Bleu Sodalite Lever Handles Complete Set Trim Only | \$1955 | \$3163 |
| | K2243P1 | Pink Onyx Lever Handles Complete Set Trim Only | \$1725 | \$2933 |
| | K2244P1 | Frienze Black Onyx Lever Handles Complete Set Trim Only | \$1725 | \$2933 |
| | 80001249 | Valve | \$455 | |
|  | Deck Tub Set | | | |
| | K1240P | Green Onyx Lever Handles Complete Set Trim Only | \$1265 | \$2415 |
| | K1241P | Montaione Brown Onyx Lever Handles Complete Set Trim Only | \$1265 | \$2415 |
| | K1242P | Bleu Sodalite Lever Handles Complete Set Trim Only | \$1495 | \$2645 |
| | K1243P | Pink Onyx Lever Handles Complete Set Trim Only | \$1265 | \$2415 |
| | K1244P | Frienze Black Onyx Lever Handles Complete Set Trim Only | \$1265 | \$2415 |
| | 80001248 | Valve (8" c-c) | \$242 | |
|  | Deck Tub Spout | | | |
| | K5141 | Spout Only | \$575 | \$920 |


| | Model Number | Description | Finish Pricing Group 1 | Finish Pricing Group 2 |
|---|---------------------|---|------------------------|------------------------|
|  | Wall Tub Set | | | |
| | • Spout c-c 7-1/2" | | | |
| | K1240 | Green Onyx Lever Handles Complete Set Trim Only | \$1454 | \$2283 |
| | K1241 | Montaione Brown Onyx Lever Handles Complete Set Trim Only | \$1454 | \$2283 |
| | K1242 | Bleu Sodalite Lever Handles Complete Set Trim Only | \$1668 | \$2530 |
| | K1243 | Pink Onyx Lever Handles Complete Set Trim Only | \$1454 | \$2283 |
| | K1244 | Frienze Black Onyx Lever Handles Complete Set Trim Only | \$1454 | \$2283 |
| | 8090536R | Valve (8" c-c) | \$220 | |

| | | | | |
|---|-----------------------|------------|-------|-------|
|  | Wall Tub Spout | | | |
| | • Spout c-c 7-1/2" | | | |
| | K1141X3 | Spout Only | \$345 | \$662 |

| | | | | |
|---|---|----------------------|-------|--------|
|  | Hand Shower with Hose | | | |
| | • Hand shower hose length is 59" (1499mm) | | | |
| | K6640 | Green Onyx | \$524 | \$795 |
| | K6641 | Montaione Brown Onyx | \$524 | \$795 |
| | K6642 | Bleu Sodalite | \$723 | \$1103 |
| | K6643 | Pink Onyx | \$524 | \$795 |
| | K6644 | Frienze Black Onyx | \$524 | \$795 |


| | | | | |
|---|----------------------------|----------------------|--------|--------|
|  | Paper Holder | | | |
| | • Mounting screws included | | | |
| | KTA50 | Green Onyx | \$831 | \$1279 |
| | KTB50 | Montaione Brown Onyx | \$831 | \$1279 |
| | KTC50 | Bleu Sodalite | \$1065 | \$1598 |
| | KT D50 | Pink Onyx | \$831 | \$1279 |
| | KTF50 | Frienze Black Onyx | \$831 | \$1279 |

| | Model Number | Description | Finish Pricing Group 1 | Finish Pricing Group 2 |
|---|----------------------------|----------------------|------------------------|------------------------|
| Towel Bars | | | | |
|  | 18" Towel Bar | | | |
| | • Mounting screws included | | | |
| | KTA65 | Green Onyx | \$855 | \$1283 |
| | KTB65 | Montaione Brown Onyx | \$855 | \$1283 |
| | KTC65 | Bleu Sodalite | \$1090 | \$1635 |
| | KTD65 | Pink Onyx | \$855 | \$1283 |
| | KTF65 | Frienze Black Onyx | \$855 | \$1283 |
|  | 24" Towel Bar | | | |
| | • Mounting screws included | | | |
| | KTA70 | Green Onyx | \$868 | \$1301 |
| | KTB70 | Montaione Brown Onyx | \$868 | \$1301 |
| | KTC70 | Bleu Sodalite | \$1102 | \$1652 |
| | KTD70 | Pink Onyx | \$868 | \$1301 |
| | KTF70 | Frienze Black Onyx | \$868 | \$1301 |
|  | 30" Towel Bar | | | |
| | • Mounting screws included | | | |
| | KTA75 | Green Onyx | \$879 | \$1320 |
| | KTB75 | Montaione Brown Onyx | \$879 | \$1320 |
| | KTC75 | Bleu Sodalite | \$1114 | \$1670 |
| | KTD75 | Pink Onyx | \$879 | \$1320 |
| | KTF75 | Frienze Black Onyx | \$879 | \$1320 |
| Towel Ring | | | | |
|  | • Mounting screws included | | | |
| | KTA40 | Green Onyx | \$282 | \$426 |
| | KTB40 | Montaione Brown Onyx | \$282 | \$426 |
| | KTC40 | Bleu Sodalite | \$448 | \$749 |
| | KTD40 | Pink Onyx | \$282 | \$426 |
| | KTF40 | Frienze Black Onyx | \$282 | \$426 |
| Robe Hook | | | | |
|  | • Mounting screws included | | | |
| | KTA10 | Green Onyx | \$259 | \$500 |
| | KTB10 | Montaione Brown Onyx | \$259 | \$500 |
| | KTC10 | Bleu Sodalite | \$433 | \$625 |
| | KTD10 | Pink Onyx | \$259 | \$500 |
| | KTF10 | Frienze Black Onyx | \$259 | \$500 |
| Wall Mounted Soap Dish | | | | |
|  | • Mounting screws included | | | |
| | KTA25 | Green Onyx | \$389 | \$525 |
| | KTB25 | Montaione Brown Onyx | \$389 | \$525 |
| | KTC25 | Bleu Sodalite | \$598 | \$746 |
| | KTD25 | Pink Onyx | \$389 | \$525 |
| | KTF25 | Frienze Black Onyx | \$389 | \$525 |

| | Model Number | Description | Finish Pricing Group 1 | Finish Pricing Group 2 |
|---|--------------|----------------------|------------------------|------------------------|
| Wall Mounted Glass Holder | | | | |
|  | KTA30 | Green Onyx | \$385 | \$517 |
| | KTB30 | Montaione Brown Onyx | \$385 | \$517 |
| | KTC30 | Bleu Sodalite | \$590 | \$739 |
| | KTD30 | Pink Onyx | \$385 | \$517 |
| | KTF30 | Frienze Black Onyx | \$385 | \$517 |

Wall Mounted Glass Holder

- Mounting screws included

| | | | | |
|---|--------------|------------------------------------|--------|--------|
| Four Hole Bidet Set | | | | |
|  | K4240 | Green Onyx Lever Handles | \$2026 | \$2843 |
| | K4241 | Montaione Brown Onyx Lever Handles | \$2026 | \$2843 |
| | K4242 | Bleu Sodalite Lever Handles | \$2300 | \$3335 |
| | K4243 | Pink Onyx Lever Handles | \$2026 | \$2843 |
| | K4244 | Frienze Black Onyx Lever Handles | \$2026 | \$2843 |

Four Hole Bidet Set

- Pop-up drain with lift rod and tailpiece
- Vertical Spray

PHYL RICH[®]

AMPHORA



| Model Number | Description | Finish Pricing Group 1 | Finish Pricing Group 2 |
|--------------|-------------|------------------------|------------------------|
|--------------|-------------|------------------------|------------------------|

Widespread Faucet



- 12" (305mm) maximum centers
- Pop-up drain with lift rod and tailpiece
- 1.5 gpm @ 60 psi
- Spout c-c 5-3/4"
- Height 4-1/2"

| | | | |
|-------------|--------------|-------|--------|
| K104 | Ribbon Lever | \$690 | \$1265 |
|-------------|--------------|-------|--------|

Widespread Faucet



- 12" (305mm) maximum centers
- Pop-up drain with lift rod and tailpiece
- 1.5 gpm @ 60 psi
- Spout c-c 5-3/4"
- Height 4-1/2"

| | | | |
|-------------|---------------------|-------|--------|
| K105 | Flair Lever Handles | \$690 | \$1265 |
|-------------|---------------------|-------|--------|

Wall Lavatory Set



- 1.5 gpm @ 60 psi
- Spout c-c 7-1/2"

| | | | |
|-------------------|---|-------|--------|
| WL104 | Ribbon Lever Handles Complete Set Trim Only | \$490 | \$1000 |
| 8090536RNL | Valve (8" c-c) | \$220 | |

Wall Lavatory Set



- 1.5 gpm @ 60 psi
- Spout c-c 7-1/2"

| | | | |
|-------------------|--|-------|--------|
| WL105 | Flair Lever Handles Complete Set Trim Only | \$490 | \$1000 |
| 8090536RNL | Valve (8" c-c) | \$220 | |



1/2" Mini Thermostatic Valve w/ Volume Control or Diverter

- 2 Handles
- 9" x 4" Plate
- Center-Center 5"
- 6.5 gpm @ 45 psi
- Anti-scald
- Integral Stops and Filters
- Trim Control Can be used with 1-116 or 1-117
- CALGreen Compliant

| Model Number | Description | Finish Pricing Group 1 | Finish Pricing Group 2 |
|--------------|--|------------------------|------------------------|
| 4-325 | Ribbon Lever Handle Complete Set Trim Only | \$700 | \$1300 |
| 4-331 | Flair Lever Handle Complete Set Trim Only | \$700 | \$1300 |
| 1-116 | Valve w/ Volume Control | \$285 | |
| 1-117 | Valve w/ Diverter | \$335 | |



Pressure Balance Tub and Shower Set

- Back to back installation capability
- Anti-scald
- Temperature control within 3.6°F (2°C) of set point even with a 50% water pressure drop
- K805 Shower Head
- Spout c-c 7-1/2"
- Integral Diverter

| | | | |
|-----------------|--|-------|--------|
| PB2104 | Ribbon Lever Handle Complete Set Trim Only | \$708 | \$1380 |
| DFPHYID | Valve | \$315 | |
| PB2104T0 | Plate & Handle Trim Only | \$460 | \$863 |



Pressure Balance Tub and Shower Set

- Back to back installation capability
- Anti-scald
- Temperature control within 3.6°F (2°C) of set point even with a 50% water pressure drop
- K805 Shower Head
- Spout c-c 7-1/2"
- Integral Diverter

| | | | |
|-----------------|---|-------|--------|
| PB2105 | Flair Lever Handle Complete Set Trim Only | \$708 | \$1380 |
| DFPHYID | Valve | \$315 | |
| PB2105T0 | Plate & Handle Trim Only | \$460 | \$863 |



Pressure Balance Shower Set

- Temperature controlled by handle
- Temperature control within 3.6°F (2°C) of set point even with a 50% water pressure drop
- Anti-scald
- 2.0 gpm @ max
- K805 Shower Head

| | | | |
|---------------|--|-------|--------|
| PB3104 | Ribbon Lever Handle Complete Set Trim Only | \$644 | \$1093 |
| DFPHY | Valve | \$211 | |

| | Model Number | Description | Finish Pricing Group 1 | Finish Pricing Group 2 |
|---|----------------|--|------------------------|------------------------|
| Pressure Balance Shower Set | | | | |
|  | PB3105 | Flair Lever Handle Complete Set Trim Only | \$644 | \$1093 |
| | DFPHY | Valve | \$211 | |
| | | <ul style="list-style-type: none"> • Temperature controlled by handle • Temperature control within 3.6°F (2°C) of set point even with a 50% water pressure drop • Anti-scald • 2.0 gpm @ max • K805 Shower Head | | |
| Pressure Balance Plate | | | | |
|  | PB104 | Ribbon Lever Handle Trim Only | \$403 | \$777 |
| | DFPHY | Valve | \$211 | |
| | | <ul style="list-style-type: none"> • Temperature control within 3.6°F (2°C) of set point even with a 50% water pressure drop | | |
| Pressure Balance Plate | | | | |
|  | PB105 | Flair Lever Handle Trim Only | \$403 | \$777 |
| | DFPHY | Valve | \$211 | |
| | | <ul style="list-style-type: none"> • Temperature control within 3.6°F (2°C) of set point even with a 50% water pressure drop | | |
| 1/2" and 3/4" Thermostatic Shower Trim | | | | |
|  | TH104 | Ribbon Lever Handle Trim Only | \$403 | \$777 |
| | 34THERM | 3/4" Thermostatic Valve | \$369 | |
| | 1-115 | 1/2" Thermostatic Valve | \$219 | |
| | | <ul style="list-style-type: none"> • Integral stops and filters • Anti-scald | | |



1/2" and 3/4" Thermostatic Shower Trim

- Integral stops and filters
- Anti-scald

| Model Number | Description | Finish Pricing Group 1 | Finish Pricing Group 2 |
|--------------|------------------------------|------------------------|------------------------|
| TH105 | Flair Lever Handle Trim Only | \$403 | \$777 |
| 34THERM | 3/4" Thermostatic Valve | \$369 | |
| 1-115 | 1/2" Thermostatic Valve | \$219 | |



Three Handle Tub and Shower Set

- K805 Shower Head
- Spout c-c 7-1/2"

| | | | |
|----------|------------------------|-------|--------|
| K2104 | Complete Set Trim Only | \$653 | \$1093 |
| 80951PHY | Valve (8" c-c) | \$253 | |



Three Handle Tub and Shower Set

- K805 Shower Head
- Spout c-c 7-1/2"



| | | | |
|----------|------------------------|-------|--------|
| K2105 | Complete Set Trim Only | \$653 | \$1093 |
| 80951PHY | Valve (8" c-c) | \$253 | |














Two Handle Shower Set







- 2.0 gpm @ max
- K805 Shower Head

| | | | |
|----------|------------------------|-------|-------|
| K3104 | Complete Set Trim Only | \$462 | \$920 |
| 8090536R | Valve (8" c-c) | \$220 | |

| | Model Number | Description | Finish Pricing Group 1 | Finish Pricing Group 2 |
|---|---|-------------------------------|------------------------|------------------------|
|  | Two Handle Shower Set | | | |
| | K3105 | Complete Set Trim Only | \$462 | \$920 |
| | 8090536R | Valve (8" c-c) | \$220 | |
|  | Volume Control/Diverter Trim | | | |
| | 2PV104A | Ribbon Lever Handle Trim Only | \$289 | \$362 |
|  | Volume Control/Diverter Trim | | | |
| | 2PV105A | Flair Lever Handle Trim Only | \$289 | \$362 |
|  | 1/2" In-Line Stop/Volume Control Valve | | | |
| | 80607PHY | | \$89 | |
|  | 3/4" In-Line Stop/Volume Control Valve | | | |
| | 80002125 | | \$99 | |
|  | 3 Function Wall Diverter Valve | | | |
| | 80001820 | | \$164 | |

| | Model Number | Description | Finish Pricing Group 1 | Finish Pricing Group 2 |
|---|--------------------------------------|---|------------------------|------------------------|
|  | Deck Tub Set with Hand Shower | | | |
| | K2104L1 | Complete Set Trim Only | \$805 | \$1495 |
| <ul style="list-style-type: none"> • 30" (762mm) maximum centers from diverter to hand shower • Hand shower hose length is 59" (1499mm) • Integral check valves for backflow protection • K5104 Deck Tub Spout, 3/4" Valves, K6104 Hand Shower, and K6005 Deck Bracket • Spout c-c 8-1/8" • Height 5-1/8" | 80001249 | Valve | \$455 | |
| | | | | |
|  | Deck Tub Set with Hand Shower | | | |
| | K2105L1 | Complete Set Trim Only | \$805 | \$1495 |
| <ul style="list-style-type: none"> • 30" (762mm) maximum centers from diverter to hand shower • Hand shower hose length is 59" (1499mm) • Integral check valves for backflow protection • K5105 Deck Tub Spout, 3/4" Valves, K6104 Hand Shower, and K6005 Deck Bracket • Spout c-c 8-1/8" • Height 5-1/8" | 80001249 | Valve | \$455 | |
| | | | | |
|  | Deck Tub Set | | | |
| | K1104L | Ribbon Lever Handles Complete Set Trim Only | \$667 | \$1093 |
| <ul style="list-style-type: none"> • K5104 Deck Tub Spout and 3/4" Valves • Spout c-c 8-1/8" • Height 5-1/8" | 80001248 | Valve | \$242 | |
| | | | | |
|  | Deck Tub Set | | | |
| | K1105L | Flair Lever Handles Complete Set Trim Only | \$667 | \$1093 |
| <ul style="list-style-type: none"> • K5105 Deck Tub Spout and 3/4" Valves • Spout c-c 8-1/8" • Height 5-1/8" | 80001248 | Valve | \$242 | |
| | | | | |
|  | Deck Tub Spout | | | |
| | K5104 | Ribbon Spout Only | \$460 | \$863 |
| <ul style="list-style-type: none"> • Spout c-c 8-1/8" • Height 5-1/8" | | | | |

| | | Model Number | Description | Finish Pricing Group 1 | Finish Pricing Group 2 |
|---|---|-----------------|------------------------|------------------------------|------------------------------|
|  | Deck Tub Spout | | | | |
| | <ul style="list-style-type: none"> Spout c-c 8-1/8" Height 5-1/8" | K5105 | Flair Spout Only | \$460 | \$863 |
|  | Wall Tub Set | | | | |
| | <ul style="list-style-type: none"> Spout c-c 7-1/2" | K1104 | Ribbon Lever Handles | \$490 | \$1000 |
| | | 8090536R | Complete Set Trim Only | | |
|  | Wall Tub Set | | | | |
| | <ul style="list-style-type: none"> Spout c-c 7-1/2" | K1105 | Flair Lever Handles | \$490 | \$1000 |
| | | 8090536R | Valve (8" c-c) | \$220 | |
|  | Wall Tub Spout | | | | |
| | <ul style="list-style-type: none"> Spout c-c 7-1/2" 1/2" NPT | K1104X3 | Spout Only | \$259 | \$518 |
|  | Amphora Shower Head | | | | |
| | <ul style="list-style-type: none"> Comes with 8" Arm & Escutcheon 2.0 gpm @ max | K805 | | \$426 | \$699 |
|  | Hand Shower with Hose | | | | |
| | <ul style="list-style-type: none"> Hand shower hose length is 59" (1499mm) | K6104 | | \$317 | \$483 |

| | | Model Number | Description | Finish Pricing Group 1 | Finish Pricing Group 2 |
|--|--|-----------------|-------------|------------------------------|------------------------------|
|  | Paper Holder | | | | |
| | • Mounting screws included | KP50 | | \$183 | \$400 |
|  | Single Post Paper Holder | | | | |
| | • Mounting screws included | KP55 | | \$160 | \$400 |
|  | Towel Bars | | | | |
| | 18" Towel Bar | | | | |
| | • Mounting screws included | KP65 | | \$184 | \$400 |
| | 24" Towel Bar | | | | |
| | • Mounting screws included | KP70 | | \$184 | \$400 |
| | 30" Towel Bar | | | | |
| | • Mounting screws included | KP75 | | \$184 | \$400 |
|  | Towel Ring | | | | |
| | • Mounting screws included | KP40 | | \$160 | \$356 |
|  | Robe Hook | | | | |
| | • Mounting screws included | KP10 | | \$91 | \$184 |
|  | Wall Mounted Soap Dish | | | | |
| | • Mounting screws included | KP25 | | \$160 | \$409 |
|  | 24" Glass Shelf | | | | |
| | • Mounting screws included • Tempered Glass | KP100 | | \$344 | \$914 |

| | Model Number | Description | Finish Pricing Group 1 | Finish Pricing Group 2 |
|--|-----------------|-------------|------------------------------|------------------------------|
|--|-----------------|-------------|------------------------------|------------------------------|

Wall Mounted Glass Holder



- Mounting screws included

KP30

\$160

\$397

Four Hole Bidet Set



- Pop-up drain with lift rod and tailpiece
- Vertical Spray

K4104

Ribbon Lever Handles

\$1035

\$1911

Four Hole Bidet Set



- Pop-up drain with lift rod and tailpiece
- Vertical Spray

K4105

Flair Lever Handles

\$1035

\$1911

PHYL RICH[®]

WAVELAND



Widespread Faucet



- Pop-up drain with lift rod and tailpiece
- 1.5 gpm @ 60 psi
- Spout c-c 6-1/4"
- Height 5"

Model
Number

Description

Finish
Pricing
Group 1

Finish
Pricing
Group 2

K711

Specify Split Finish

\$777

\$1265

Wall Lavatory Set



- 1.5 gpm @ 60 psi
- Spout c-c 8-1/2"

WL711

Specify Split Finish
Complete Set Trim Only

\$650

\$1093

8090536RNL

Valve (8" c-c)

\$220

1/2" Mini Thermostatic Valve w/ Volume Control or Diverter



- 2 Handles
- 9" x 4" Plate
- Center-Center 5"
- 6.5 gpm @ 45 psi
- Anti-scald
- Integral Stops and Filters
- Trim Control Can be used with 1-116 or 1-117
- CALGreen Compliant

4-463

Specify Split Finish
Complete Set Trim Only

\$750

\$1350

1-116

Valve w/ Volume Control

\$285

1-117

Valve w/ Diverter

\$335

Pressure Balance Tub and Shower Set



- Back to back installation capability
- Anti-scald
- Temperature control within 3.6°F (2°C) of set point even with a 50% water pressure drop
- K838 Multifunction Shower Head
- Spout c-c 8-1/2"
- Integral Diverter

PB2711

Specify Split Finish
Complete Set Trim Only

\$930

\$1610

DFPHYID

Valve





\$315

PB2711TO

Plate & Handle Trim Only







\$518


\$978


| | Model Number | Description | Finish Pricing Group 1 | Finish Pricing Group 2 |
|---|---|---|------------------------|------------------------|
|  | Pressure Balance Shower Set | | | |
| | PB3711 | Specify Split Finish Complete Set Trim Only | \$815 | \$1380 |
| | DFPHY | Valve | \$211 | |
| | PB3711T0 | Plate & Handle Trim Only | \$518 | \$920 |
| | <ul style="list-style-type: none">• Temperature control within 3.6°F (2°C) of set point even with a 50% water pressure drop• Anti-scald• 2.0 gpm @ max• K838 Multifunction Shower Head | | | |
|  | Pressure Balance Plate | | | |
| | PB711 | Specify Split Finish Complete Set Trim Only | \$460 | \$920 |
| | DFPHY | Valve | \$211 | |
|  | 1/2" and 3/4" Thermostatic Shower Trim | | | |
| | TH711 | Specify Split Finish | \$518 | \$920 |
| | 34THERM | 3/4" Thermostatic Valve | \$369 | |
| | 1-115 | 1/2" Thermostatic Valve | \$219 | |
| | <ul style="list-style-type: none">• Integral stops and filters• Anti-scald | | | |
|  | Three Handle Tub and Shower Set | | | |
| | K2711 | Specify Split Finish Complete Set Trim Only | \$943 | \$1438 |
| | 80951PHY | Valve | \$253 | |
| | <ul style="list-style-type: none">• K838 Multifunction Shower Head• Spout c-c 8-1/2" | | | |

| | Model Number | Description | Finish Pricing Group 1 | Finish Pricing Group 2 |
|---|--------------|---|------------------------|------------------------|
| Two Handle Shower Set | | | | |
|  | K3711 | Specify Split Finish Complete Set Trim Only | \$948 | \$1438 |
| | 8090536R | Valve (8" c-c) | \$220 | |
| Volume Control/Diverter Trim | | | | |
|  | 2PV711A | Specify Split Finish | \$328 | \$572 |
| 1/2" In-Line Stop/Volume Control Valve | | | | |
|  | 80607PHY | | \$89 | |
| 3/4" In-Line Stop/Volume Control Valve | | | | |
|  | 80002125 | | \$99 | |
| 3 Function Wall Diverter Valve | | | | |
|  | 80001820 | | \$164 | |
| Deck Tub Set with Hand Shower | | | | |
|  | K2711L | Specify Split Finish Complete Set Trim Only | \$1021 | \$1783 |
| | 80001249 | Valve | \$455 | |

| | | Model Number | Description | Finish Pricing Group 1 | Finish Pricing Group 2 |
|---|---|-----------------|---|------------------------|------------------------|
|  | Deck Tub Set | | | | |
| | • 1-1/2" (38mm) hole size for valves | K1711 | Specify Split Finish Complete Set Trim Only | \$750 | \$1300 |
| | • 1-1/8" (29mm) hole size for spout | 80001248 | Valve (8" c-c) | \$242 | |
| | • K5711 Deck Tub Spout and 3/4" Valves | | | | |
| | • Spout c-c 8-1/4" | | | | |
| | • Height 5-5/8" | | | | |
| | | | | | |
|  | Deck Tub Spout | | | | |
| | • Spout c-c 8-1/4" | K5711 | Specify Split Finish Spout Only | \$460 | \$748 |
| | • Height 5-5/8" | | | | |
| | | | | | |
|  | Wall Tub Set | | | | |
| | • Spout c-c 8-1/2" | K1711L | Specify Split Finish Complete Set Trim Only | \$548 | \$1093 |
| | | 8090536R | Valve (8" c-c) | \$220 | |
| | | | | | |
|  | Wall Tub Spout | | | | |
| | • Spout c-c 8-1/2" | K1711X3 | Spout Only | \$368 | \$805 |
| | | | | | |
|  | Contemporary Multifunction Shower Head | | | | |
| | • With Square Escutcheon | K838 | | \$460 | \$644 |
| | • Comes with 8" Arm & Escutcheon | | | | |
| | • 2.0 gpm @ max | | | | |
| | | | | | |
|  | Waveland Hand Shower with Hose | | | | |
| | • Hand shower hose length is 59" (1499mm) | K6711 | | \$253 | \$449 |

| | | Model Number | Description | Finish Pricing Group 1 | Finish Pricing Group 2 |
|--|--|-----------------|---|------------------------------|------------------------------|
|  | Single Post Paper Holder | | | | |
| | <ul style="list-style-type: none"> Mounting screws included | KC55 | Specify Split Finish Or Solid Metal Lever | \$275 | \$400 |
| Towel Bars | | | | | |
|  | 18" Towel Bar | | | | |
| | <ul style="list-style-type: none"> Mounting screws included | KC65 | Specify Split Finish Or Solid Metal Lever | \$271 | \$566 |
| | 24" Towel Bar | | | | |
| | <ul style="list-style-type: none"> Mounting screws included | KC70 | Specify Split Finish Or Solid Metal Lever | \$271 | \$566 |
| | 30" Towel Bar | | | | |
| | <ul style="list-style-type: none"> Mounting screws included | KC75 | Specify Split Finish Or Solid Metal Lever | \$271 | \$566 |
| Towel Ring | | | | | |
|  | | | | | |
| | <ul style="list-style-type: none"> Mounting screws included | KC40 | Specify Split Finish Or Solid Metal Lever | \$226 | \$327 |
| Robe Hook | | | | | |
|  | | | | | |
| | <ul style="list-style-type: none"> Mounting screws included | KC10 | Specify Split Finish Or Solid Metal Lever | \$206 | \$299 |
| Wall Mounted Soap Dish | | | | | |
|  | | | | | |
| | <ul style="list-style-type: none"> Mounting screws included | KC25 | Specify Split Finish Or Solid Metal Lever | \$202 | \$293 |
| 24" Glass Shelf | | | | | |
|  | | | | | |
| | <ul style="list-style-type: none"> Mounting screws included Tempered Glass | KC100 | Specify Split Finish Or Solid Metal Lever | \$518 | \$777 |

| | Model Number | Description | Finish Pricing Group 1 | Finish Pricing Group 2 |
|---|----------------------------------|----------------------|------------------------|------------------------|
|  | Wall Mounted Glass Holder | | | |
| | KC30 | Specify Split Finish | \$202 | \$293 |
| <ul style="list-style-type: none">• Mounting screws included | | | | |

| | | | | |
|---|----------------------------|----------------------|--------|--------|
|  | Four Hole Bidet Set | | | |
| | K4711 | Specify Split Finish | \$1265 | \$2070 |
| <ul style="list-style-type: none">• Pop-up drain with lift rod and tailpiece• Vertical Spray | | | | |

OLD TYME



Wall Mounted Exposed Tub & Shower



| Model Number | Description | Finish Pricing Group 1 | Finish Pricing Group 2 |
|--------------|-------------------------|------------------------|------------------------|
| K2393 | Porcelain Lever Handles | \$978 | \$2070 |

Deck Mounted Exposed Tub & Shower




| | | | |
|--------|-------------------------|-------|--------|
| K2393D | Porcelain Lever Handles | \$978 | \$2070 |
|--------|-------------------------|-------|--------|

Wall Mounted Exposed Tub & Shower



| | | | |
|--------|----------------------------|--------|--------|
| K2394B | White Marble Lever Handles | \$1150 | \$2070 |
| K2394C | Black Marble Lever Handles | \$1150 | \$2070 |
| K2394D | Beige Marble Lever Handles | \$1150 | \$2070 |
| K2394F | Green Marble Lever Handles | \$1150 | \$2070 |

|  | Model Number | Description | Finish Pricing Group 1 | Finish Pricing Group 2 |
|---|-----------------------------------|----------------------------|------------------------|------------------------|
| | Deck Mounted Exposed Tub & Shower | | | |
| | K2394BD | White Marble Lever Handles | \$1265 | \$2185 |
| | K2394CD | Black Marble Lever Handles | \$1265 | \$2185 |
| | K2394DD | Beige Marble Lever Handles | \$1265 | \$2185 |
| | K2394FD | Green Marble Lever Handles | \$1265 | \$2185 |

|  | 30" Floor Risers For Old Tyme Wall Mount | | | |
|---|--|--|-------|--------|
| | K2390XFR30 | | \$518 | \$1610 |

|  | 36" Floor Risers For Old Tyme Wall Mount | | | |
|--|--|--|-------|--------|
| | K2390XFR36 | | \$575 | \$1955 |

KITCHEN & BAR



| Model Number | Description | Finish Pricing Group 1 | Finish Pricing Group 2 |
|--------------|-------------|------------------------|------------------------|
|--------------|-------------|------------------------|------------------------|

3Ring Bar Faucet

- Height 10"-11"
- 2.2 gpm @ max
- Spout Reach: 6.9375"
- 1-1/2" (38mm) hole size for Bar Faucet

| | | | |
|--------------|-----------------------|-------|-------|
| DK205 | Straight Lever Handle | \$633 | \$796 |
|--------------|-----------------------|-------|-------|



3Ring Kitchen Faucet

- Height 10"-11"
- 2.2 gpm @ max
- Spout Reach: 8.9375"
- 1-1/2" (38mm) hole size for Kitchen Faucet

| | | | |
|--------------|-----------------------|-------|--------|
| DK205 | Straight Lever Handle | \$662 | \$1057 |
|--------------|-----------------------|-------|--------|



3Ring Kitchen Faucet with Sidespray


- Height 10"-11"
- 2.2 gpm @ max
- Spout Reach: 8.9375"
- 1-1/2" (38mm) hole size for Kitchen Faucet

| | | | |
|---------------|-----------------------|-------|--------|
| DK205S | Straight Lever Handle | \$863 | \$1380 |
|---------------|-----------------------|-------|--------|





| | Model Number | Description | Finish Pricing Group 1 | Finish Pricing Group 2 |
|---|-------------------------------|--|------------------------|------------------------|
|  | Single Hole Bar Faucet | | | |
| | K8108 | Height 12-3/4" | \$598 | \$978 |
| | | 1-1/8" (29mm) hole size for Bar Faucet | | |
| | | 2.2 gpm @ max | | |
| | | Spout Reach: 5.250" | | |

| | | | | |
|--|-------------------------------|--|--------------|--------------|
|  | Single Hole Bar Faucet | | | |
| | K8108H | Height 13-1/2" | \$598 | \$978 |
| | | 1-1/8" (29mm) hole size for Bar Faucet | | |
| | | 2.2 gpm @ max | | |
| | | Spout Reach: 9.500" | | |

| | | | | |
|---|-------------------------------|----------------------------|--------------|--------------|
|  | Single Hole Bar Faucet | | | |
| | K8158B | White Marble Lever Handles | \$598 | \$978 |
| | K8158C | Black Marble Lever Handles | \$598 | \$978 |
| | K8158D | Beige Marble Lever Handles | \$598 | \$978 |
| | K8158F | Green Marble Lever Handles | \$598 | \$978 |


| | Model Number | Description | Finish Pricing Group 1 | Finish Pricing Group 2 |
|---|-------------------------------|----------------------------|------------------------|------------------------|
|  | Single Hole Bar Faucet | | | |
| | K8158BH | White Marble Lever Handles | \$598 | \$978 |
| | K8158CH | Black Marble Lever Handles | \$598 | \$978 |
| | K8158DH | Beige Marble Lever Handles | \$598 | \$978 |
| | K8158FH | Green Marble Lever Handles | \$598 | \$978 |

| | | | | |
|--|-------------------------------|---------------------|-------|-------|
|  | Single Hole Bar Faucet | | | |
| | K8160 | Brass Lever Handles | \$489 | \$863 |

| | | | | |
|---|-------------------------------|---------------------|-------|-------|
|  | Single Hole Bar Faucet | | | |
| | K8160H | Brass Lever Handles | \$489 | \$863 |

| | Model Number | Description | Finish Pricing Group 1 | Finish Pricing Group 2 |
|---|---|-------------------------------|------------------------|------------------------|
|  | Single Hole Bar Faucet | | | |
| | K8161 | White Porcelain Lever Handles | \$489 | \$863 |
| | <ul style="list-style-type: none">• Height 12-3/4"• 1-1/8" (29mm) hole size for Bar Faucet• 2.2 gpm @ max• Spout Reach: 5.250" | | | |

| | | | | |
|--|---|-------------------------------|-------|-------|
|  | Single Hole Bar Faucet | | | |
| | K8161H | White Porcelain Lever Handles | \$489 | \$863 |
| | <ul style="list-style-type: none">• Height 13-1/2"• 1-1/8" (29mm) hole size for Bar Faucet• 2.2 gpm @ max• Spout Reach: 9.500" | | | |

| | | | | |
|---|---|---------------------|-------|-------|
|  | Single Hole Bar Faucet | | | |
| | K8190 | Brass Cross Handles | \$489 | \$863 |
| | <ul style="list-style-type: none">• Height 12-3/4"• 1-1/8" (29mm) hole size for Bar Faucet• 2.2 gpm @ max• Spout Reach: 5.250" | | | |

| Model Number | Description | Finish Pricing Group 1 | Finish Pricing Group 2 |
|--------------|-------------|------------------------|------------------------|
|--------------|-------------|------------------------|------------------------|

Single Hole Bar Faucet



- Height 13-1/2"
- 1-1/8" (29mm) hole size for Bar Faucet
- 2.2 gpm @ max
- Spout Reach: 9.500"

| | | | |
|--------|---------------------|-------|-------|
| K8190H | Brass Cross Handles | \$489 | \$863 |
|--------|---------------------|-------|-------|

Single Hole Bar Faucet



- Height 12-3/4"
- 1-1/8" (29mm) hole size for Bar Faucet
- 2.2 gpm @ max
- Spout Reach: 5.250"

| | | | |
|-------|---------------------|-------|-------|
| K8200 | Brass Lever Handles | \$489 | \$863 |
|-------|---------------------|-------|-------|

Single Hole Bar Faucet



- Height 13-1/2"
- 1-1/8" (29mm) hole size for Bar Faucet
- 2.2 gpm @ max
- Spout Reach: 9.500"

| | | | |
|--------|---------------------|-------|-------|
| K8200H | Brass Lever Handles | \$489 | \$863 |
|--------|---------------------|-------|-------|









PHYL RICH[®]







CABINET HARDWARE



| | Model Number | Description | Finish Pricing Group 1 | Finish Pricing Group 2 |
|---|----------------|---|------------------------|------------------------|
|  | 1022487 | Georgetown and Marquis Collection Cabinet Knob <ul style="list-style-type: none"> Fasteners/bolts included Back plate not included | \$28 | \$60 |
|  | 1029104 | Amphora Ribbon Collection Cabinet Knob <ul style="list-style-type: none"> Fasteners/bolts included Back plate not included | \$28 | \$60 |
|  | 1029105 | Amphora Flair Collection Cabinet Knob <ul style="list-style-type: none"> Fasteners/bolts included Back plate not included | \$28 | \$60 |
|  | 1029170 | Le Verre & La Crosse Collection Cabinet Knob <ul style="list-style-type: none"> Fasteners/bolts included Back plate not included | \$30 | \$69 |
|  | 1029301 | Barcelona Collection Cabinet Knob <ul style="list-style-type: none"> Fasteners/bolts included Back plate not included | \$30 | \$69 |
|  | 1029305 | Georgian Collection Cabinet Knob <ul style="list-style-type: none"> Fasteners/bolts included Back plate not included | \$30 | \$69 |

CABINET HARDWARE

| | | Model Number | Description | Finish Pricing Group 1 | Finish Pricing Group 2 |
|---|---|-----------------|--------------|------------------------------|------------------------------|
|  | Swing Collection Cabinet Knob | | | | |
| | <ul style="list-style-type: none"> Fasteners/bolts included Back plate not included | 1029309 | | \$28 | \$60 |
|  | Dolphin Collection Cabinet Knob | | | | |
| | <ul style="list-style-type: none"> Fasteners/bolts included Back plate not included | 1029313 | Shell | \$42 | \$69 |
|  | Baroque Collection Cabinet Knob | | | | |
| | <ul style="list-style-type: none"> Fasteners/bolts included Back plate not included | 1029318 | | \$46 | \$75 |
|  | Ribbon & Reed Collection Cabinet Knob | | | | |
| | <ul style="list-style-type: none"> Fasteners/bolts included Back plate not included | 1029337 | | \$46 | \$87 |
|  | Cut Crystal Cabinet Knob | | | | |
| | <ul style="list-style-type: none"> Fasteners/bolts included Back plate not included | 105156 | | \$75 | \$104 |
|  | Mirabella Collection Cabinet Knob | | | | |
| | <ul style="list-style-type: none"> Fasteners/bolts included Back plate not included | 10534 | | \$68 | \$104 |
|  | Jamestown Collection Cabinet Knob | | | | |
| | <ul style="list-style-type: none"> Fasteners/bolts included Back plate not included | K19 | | \$28 | \$60 |
|  | Carrara and Valencia Marble Collections Cabinet Knobs | | | | |
| | <ul style="list-style-type: none"> Fasteners/bolts included | K52 | White Marble | \$75 | \$106 |
| | <ul style="list-style-type: none"> Back plate not included | K53 | Black Marble | \$75 | \$106 |
| | | K54 | Beige Marble | \$75 | \$106 |
| | | K55 | Green Marble | \$75 | \$106 |

| | Model Number | Description | Finish Pricing Group 1 | Finish Pricing Group 2 |
|---|---|----------------------------|------------------------------|------------------------------|
|  | Regent and Versailles Onyx Collections Cabinet Knobs | | | |
| | | • Fasteners/bolts included | | |
| | | • Back plate not included | | |
| | K90 | Green Onyx | \$75 | \$107 |
| | K91 | Montaione Brown Onyx | \$90 | \$144 |
| | K92 | Bleu Sodalite | \$144 | \$184 |
| | K93 | Pink Onyx | \$75 | \$107 |
| | K94 | Frienze Black Onyx | \$75 | \$107 |
| <hr/> | | | | |
|  | Marvelle Collection Cabinet Knob | | | |
| | 162-90 | | \$45 | \$90 |
| <hr/> | | | | |
|  | Marvelle Collection Cabinet Pull | | | |
| | 162-91 | | \$55 | \$110 |
| <hr/> | | | | |
|  | Marvelle Collection Cabinet Pull | | | |
| | | • 3-1/2" Center - Center | | |
| | 162-92 | | \$65 | \$125 |
| <hr/> | | | | |
|  | Couronne Collection Cabinet Knob | | | |
| | 163-90 | | \$45 | \$90 |
| <hr/> | | | | |
|  | Beaded Collection Cabinet Knob | | | |
| | 207-90 | | \$37 | \$60 |
| <hr/> | | | | |
|  | Coined Collection Cabinet Knob | | | |
| | 208-90 | | \$37 | \$60 |

CABINET HARDWARE

| | | Model Number | Description | Finish Pricing Group 1 | Finish Pricing Group 2 |
|---|--|-----------------|--------------|------------------------------|------------------------------|
|  | Basic II Collection Cabinet Knobs | | | | |
| | • Fasteners/bolts included | 230-90 | Knurled Knob | \$28 | \$50 |
| | • Back plate not included | 230-91 | Smooth Knob | \$28 | \$50 |
| | | 230-92 | Marble Knob | \$42 | \$65 |
| <hr/> | | | | | |
|  | Back Plate | | | | |
| | | 1029301P | | \$19 | \$28 |
| <hr/> | | | | | |
|  | Dolphin Collection Back Plate | | | | |
| | | 1029313P | Shell | \$21 | \$30 |
| <hr/> | | | | | |
|  | Baroque Collection Back Plate | | | | |
| | | 1029318P | | \$21 | \$35 |
| <hr/> | | | | | |
|  | Beaded Back Plate | | | | |
| | | 1029350P | | \$19 | \$28 |

DOOR HARDWARE



| Model Number | Description | Finish Pricing Group 1 | Finish Pricing Group 2 |
|--------------|-------------|------------------------|------------------------|
|--------------|-------------|------------------------|------------------------|

Melon



- Fasteners/bolts are included
- Supplied with 2-3/8" latch

| | | | |
|------|-------------------------|-------|--------|
| 5000 | Door Knob and Rose Only | \$200 | \$400 |
| 5001 | Half Dummy | \$210 | \$420 |
| 5002 | Door Knob Passage Set | \$400 | \$800 |
| 5003 | W/ Privacy Bolt | \$525 | \$1050 |

Georgian



- Fasteners/bolts are included
- Supplied with 2-3/8" latch

| | | | |
|------|-------------------------|-------|--------|
| 5010 | Door Knob and Rose Only | \$250 | \$500 |
| 5011 | Half Dummy | \$260 | \$520 |
| 5012 | Door Knob Passage Set | \$500 | \$1000 |
| 5013 | W/ Privacy Bolt | \$625 | \$1250 |

Traditional



- Fasteners/bolts are included
- Supplied with 2-3/8" latch

| | | | |
|------|-------------------------|-------|-------|
| 5020 | Door Knob and Rose Only | \$175 | \$350 |
| 5021 | Half Dummy | \$185 | \$370 |
| 5022 | Door Knob Passage Set | \$350 | \$700 |
| 5023 | W/ Privacy Bolt | \$475 | \$950 |

Georgian



- Fasteners/bolts are included
- Supplied with 2-3/8" latch


| | | | |
|------|--------------------------|-------|--------|
| 5030 | Door Lever and Rose Only | \$200 | \$400 |
| 5031 | Half Dummy | \$210 | \$420 |
| 5032 | Door Lever Passage Set | \$400 | \$800 |
| 5033 | W/ Privacy Bolt | \$525 | \$1050 |


DOOR HARDWARE


| | | Model Number | Description | Finish Pricing Group 1 | Finish Pricing Group 2 |
|---|--|-----------------|--------------------------|------------------------------|------------------------------|
|  | Cut Crystal <ul style="list-style-type: none"> Fasteners/bolts are included Supplied with 2-3/8" latch | 5040 | Door Knob and Rose Only | \$160 | \$320 |
| | | 5041 | Half Dummy | \$170 | \$340 |
| | | 5042 | Door Knob Passage Set | \$425 | \$850 |
| | | 5043 | W/ Privacy Bolt | \$550 | \$1100 |
| | | | | | |
|  | Cut Crystal <ul style="list-style-type: none"> Fasteners/bolts are included Supplied with 2-3/8" latch | 5050 | Door Lever and Rose Only | \$160 | \$320 |
| | | 5051 | Half Dummy | \$170 | \$340 |
| | | 5052 | Door Lever Passage Set | \$425 | \$850 |
| | | 5053 | W/ Privacy Bolt | \$550 | \$1100 |
| | | | | | |
|  | White Marble <ul style="list-style-type: none"> Fasteners/bolts are included Supplied with 2-3/8" latch | 5060 | Door Knob and Rose Only | \$225 | \$450 |
| | | 5061 | Half Dummy | \$235 | \$470 |
| | | 5062 | Door Knob Passage Set | \$450 | \$900 |
| | | 5063 | W/ Privacy Bolt | \$575 | \$1150 |
| | | | | | |
|  | Beige Marble <ul style="list-style-type: none"> Fasteners/bolts are included Supplied with 2-3/8" latch | 5070 | Door Knob and Rose Only | \$225 | \$450 |
| | | 5071 | Half Dummy | \$235 | \$470 |
| | | 5072 | Door Knob Passage Set | \$450 | \$900 |
| | | 5073 | W/ Privacy Bolt | \$575 | \$1150 |
| | | | | | |
|  | Black Marble <ul style="list-style-type: none"> Fasteners/bolts are included Supplied with 2-3/8" latch | 5080 | Door Knob and Rose Only | \$225 | \$450 |
| | | 5081 | Half Dummy | \$235 | \$470 |
| | | 5082 | Door Knob Passage Set | \$450 | \$900 |
| | | 5083 | W/ Privacy Bolt | \$575 | \$1150 |
| | | | | | |
|  | Green Marble <ul style="list-style-type: none"> Fasteners/bolts are included Supplied with 2-3/8" latch | 5090 | Door Knob and Rose Only | \$225 | \$450 |
| | | 5091 | Half Dummy | \$235 | \$470 |
| | | 5092 | Door Knob Passage Set | \$450 | \$900 |
| | | 5093 | W/ Privacy Bolt | \$575 | \$1150 |
| | | | | | |


| | Model Number | Description | Finish Pricing Group 1 | Finish Pricing Group 2 |
|---|--------------|--------------------------|------------------------|------------------------|
| Pakistan Green Onyx | | | | |
|  | 5100 | Door Knob and Rose Only | \$250 | \$500 |
| | 5101 | Half Dummy | \$260 | \$520 |
| | 5102 | Door Knob Passage Set | \$500 | \$1000 |
| | 5103 | W/ Privacy Bolt | \$625 | \$1250 |
| Montaione Brown Onyx | | | | |
|  | 5110 | Door Knob and Rose Only | \$250 | \$500 |
| | 5111 | Half Dummy | \$260 | \$520 |
| | 5112 | Door Knob Passage Set | \$500 | \$1000 |
| | 5113 | W/ Privacy Bolt | \$625 | \$1250 |
| Bleu Sodalite | | | | |
|  | 5120 | Door Knob and Rose Only | \$325 | \$650 |
| | 5121 | Half Dummy | \$335 | \$670 |
| | 5122 | Door Knob Passage Set | \$650 | \$1300 |
| | 5123 | W/ Privacy Bolt | \$775 | \$1550 |
| Persian Pink Onyx | | | | |
|  | 5130 | Door Knob and Rose Only | \$250 | \$500 |
| | 5131 | Half Dummy | \$260 | \$520 |
| | 5132 | Door Knob Passage Set | \$500 | \$1000 |
| | 5133 | W/ Privacy Bolt | \$625 | \$1250 |
| Frienze Black Onyx | | | | |
|  | 5140 | Door Knob and Rose Only | \$250 | \$500 |
| | 5141 | Half Dummy | \$260 | \$520 |
| | 5142 | Door Knob Passage Set | \$500 | \$1000 |
| | 5143 | W/ Privacy Bolt | \$625 | \$1250 |
| White Marble | | | | |
|  | 5150 | Door Lever and Rose Only | \$238 | \$475 |
| | 5151 | Half Dummy | \$248 | \$496 |
| | 5152 | Door Lever Passage Set | \$475 | \$950 |
| | 5153 | W/ Privacy Bolt | \$625 | \$1250 |


DOOR HARDWARE


| | Model Number | Description | Finish Pricing Group 1 | Finish Pricing Group 2 |
|--|--------------|--------------------------|------------------------|------------------------|
|  <ul style="list-style-type: none"> Fasteners/bolts are included Supplied with 2-3/8" latch | 5160 | Door Lever and Rose Only | \$238 | \$475 |
| | 5161 | Half Dummy | \$248 | \$496 |
| | 5162 | Door Lever Passage Set | \$475 | \$950 |
| | 5163 | W/ Privacy Bolt | \$625 | \$1250 |


| | | | | |
|--|-------------|--------------------------|-------|--------|
|  <ul style="list-style-type: none"> Fasteners/bolts are included Supplied with 2-3/8" latch | 5170 | Door Lever and Rose Only | \$238 | \$475 |
| | 5171 | Half Dummy | \$248 | \$496 |
| | 5172 | Door Lever Passage Set | \$475 | \$950 |
| | 5173 | W/ Privacy Bolt | \$625 | \$1250 |

| | | | | |
|--|-------------|--------------------------|-------|--------|
|  <ul style="list-style-type: none"> Fasteners/bolts are included Supplied with 2-3/8" latch | 5180 | Door Lever and Rose Only | \$238 | \$475 |
| | 5181 | Half Dummy | \$248 | \$496 |
| | 5182 | Door Lever Passage Set | \$475 | \$950 |
| | 5183 | W/ Privacy Bolt | \$625 | \$1250 |


| | | | | |
|--|-------------|--------------------------|-------|--------|
|  <ul style="list-style-type: none"> Fasteners/bolts are included Supplied with 2-3/8" latch | 5190 | Door Lever and Rose Only | \$250 | \$500 |
| | 5191 | Half Dummy | \$260 | \$520 |
| | 5192 | Door Lever Passage Set | \$500 | \$1000 |
| | 5193 | W/ Privacy Bolt | \$625 | \$1250 |

| | | | | |
|--|-------------|--------------------------|-------|--------|
|  <ul style="list-style-type: none"> Fasteners/bolts are included Supplied with 2-3/8" latch | 5200 | Door Lever and Rose Only | \$250 | \$500 |
| | 5201 | Half Dummy | \$260 | \$520 |
| | 5202 | Door Lever Passage Set | \$500 | \$1000 |
| | 5203 | W/ Privacy Bolt | \$625 | \$1250 |


| | | | | |
|--|-------------|--------------------------|-------|--------|
|  <ul style="list-style-type: none"> Fasteners/bolts are included Supplied with 2-3/8" latch | 5210 | Door Lever and Rose Only | \$300 | \$600 |
| | 5211 | Half Dummy | \$310 | \$620 |
| | 5212 | Door Lever Passage Set | \$600 | \$1200 |
| | 5213 | W/ Privacy Bolt | \$725 | \$1450 |

| | Model Number | Description | Finish Pricing Group 1 | Finish Pricing Group 2 |
|---|--------------------------|--------------------------|------------------------|------------------------|
|  | Persian Pink Onyx | | | |
| | 5220 | Door Lever and Rose Only | \$250 | \$500 |
| | 5221 | Half Dummy | \$260 | \$520 |
| | 5222 | Door Lever Passage Set | \$500 | \$1000 |
| | 5223 | W/ Privacy Bolt | \$625 | \$1250 |


- Fasteners/bolts are included
- Supplied with 2-3/8" latch

| | | | | |
|---|--------------------------|--------------------------|-------|--------|
|  | Frieze Black Onyx | | | |
| | 5230 | Door Lever and Rose Only | \$250 | \$500 |
| | 5231 | Half Dummy | \$260 | \$520 |
| | 5232 | Door Lever Passage Set | \$500 | \$1000 |
| | 5233 | W/ Privacy Bolt | \$625 | \$1250 |

- Fasteners/bolts are included
- Supplied with 2-3/8" latch

| | | | | |
|---|-------------------|--------------------------|-------|-------|
|  | Georgetown | | | |
| | 5240 | Door Lever and Rose Only | \$175 | \$350 |
| | 5241 | Half Dummy | \$185 | \$370 |
| | 5242 | Door Lever Passage Set | \$350 | \$700 |
| | 5243 | W/ Privacy Bolt | \$475 | \$950 |

- Fasteners/bolts are included
- Supplied with 2-3/8" latch

| | | | | |
|---|---------------|--------------------------|-------|-------|
|  | Beaded | | | |
| | 5250 | Door Lever and Rose Only | \$175 | \$350 |
| | 5251 | Half Dummy | \$185 | \$370 |
| | 5252 | Door Lever Passage Set | \$350 | \$700 |
| | 5253 | W/ Privacy Bolt | \$475 | \$950 |

- Fasteners/bolts are included
- Supplied with 2-3/8" latch

PHYL RICH[®]

SHOWER HEADS & BODY SPRAYS



Model
Number

Description

Finish
Pricing
Group 1

Finish
Pricing
Group 2

Traditional Multifunction Shower Head

- With Baroque escutcheon
- Four functions: aerated, blade, massage and rain
- Comes with 8" Arm and Escutcheon
- 2.0 gpm @ max

K833

\$460

\$750



Traditional Multifunction Shower Head

- With tiered escutcheon
- Four functions: aerated, blade, massage and rain
- Comes with 8" Arm and Escutcheon
- 2.0 gpm @ max

K834

\$460

\$750



Traditional Multifunction Shower Head

- With smooth escutcheon
- Four functions: aerated, blade, massage and rain
- Comes with 8" Arm and Escutcheon
- 2.0 gpm @ max

K836

\$460

\$750



Contemporary Multifunction Shower Head

- With round escutcheon
- Four functions: aerated, blade, massage and rain
- Comes with 8" Arm and Escutcheon
- 2.0 gpm @ max

K837

\$414

\$750



SHOWER HEADS & BODY SPRAYS

| | Model Number | Description | Finish Pricing Group 1 | Finish Pricing Group 2 |
|---|---|---|------------------------------|------------------------------|
|  | Contemporary Multifunction Shower Head | | | |
| | | <ul style="list-style-type: none"> • With square escutcheon • Four functions: aerated, blade, massage and rain • Comes with 8" Arm and Escutcheon • 2.0 gpm @ max | K838 | \$460 \$750 |
|  | Basic Shower Head | | | |
| | | <ul style="list-style-type: none"> • Comes with 8" Arm and Escutcheon • 2.0 gpm @ max | D830 | \$194 \$375 |
|  | Swan Shower Head | | | |
| | | <ul style="list-style-type: none"> • Comes with 8" Arm and Escutcheon • 2.0 gpm @ max | K800 | \$465 \$741 |
|  | Dolphin Shower Head | | | |
| | | <ul style="list-style-type: none"> • Comes with 8" Arm and Escutcheon • 2.0 gpm @ max | K801 | \$465 \$741 |
|  | Smooth Shower Head | | | |
| | | <ul style="list-style-type: none"> • Comes with 8" Arm and Escutcheon • 2.0 gpm @ max | K803 | \$305 \$485 |

SHOWER HEADS & BODY SPRAYS

| | Model Number | Description | Finish Pricing Group 1 | Finish Pricing Group 2 |
|---|---|-------------|------------------------|------------------------|
|  | Amphora/Harper Shower Head | | | |
| | <ul style="list-style-type: none"> • Comes with 8" Arm and Escutcheon • 2.0 gpm @ max | | K805 | \$426 \$699 |
|  | Empire Shower Head | | | |
| | <ul style="list-style-type: none"> • Comes with 8" Arm and Escutcheon • 2.0 gpm @ max | | K807 | \$421 \$753 |
|  | 10 Jet Shower Head | | | |
| | <ul style="list-style-type: none"> • Comes with 8" Arm and Escutcheon • 5" Round | | K830 | \$939 \$1433 |
|  | 9" Round Shower Head | | | |
| | <ul style="list-style-type: none"> • Comes with Arm and Escutcheon | | K831 | \$523 \$1000 |
|  | 12" Round Ceiling Mount Shower Head | | | |
| | <ul style="list-style-type: none"> • Comes with Arm and Escutcheon | | K832 | \$587 \$1100 |

SHOWER HEADS & BODY SPRAYS

| | Model Number | Description | Finish Pricing Group 1 | Finish Pricing Group 2 |
|---|--|-------------|------------------------|------------------------|
|  | 24 Jet Ceiling Mount Shower Head | | | |
| | • 10" Round | | K835 | \$3713 \$5838 |
|  | 1/2" Body Spray with 2-1/2" Nipple | | | |
| | • Comes with Escutcheon | | K853 | \$150 \$236 |
|  | 1/2" Body Spray with External Shut Off | | | |
| | • Comes with Escutcheon • 2-1/2" Finished Nipple • 90% External Shut Off | | K863 | \$188 \$274 |
|  | Square Body Spray | | | |
| | • Comes with Square Escutcheon | | K873 | \$196 \$295 |
|  | Round Body Spray | | | |
| | • Comes with Round Escutcheon | | K883 | \$196 \$295 |

HAND SHOWERS & ACCESSORIES



Amphora Hand Shower with Hose

- Hand shower hose length is 59" (1499mm)

Model
Number

Description

Finish
Pricing
Group 1

Finish
Pricing
Group 2

K6104

\$317

\$483



Georgian Hand Shower with Hose

- Hand shower hose length is 59" (1499mm)

K6526

\$279


\$460









HAND SHOWERS & ACCESSORIES

| | Model Number | Description | Finish Pricing Group 1 | Finish Pricing Group 2 |
|---|---|---|------------------------|----------------------------------|
|  | Round Hand Shower with Hose | | | |
| | | • Hand shower hose length is 59" (1499mm) | K6530 | \$253 \$449 |
|  | Carrara Hand Shower with Hose | | | |
| | | • Hand shower hose length is 59" (1499mm) | K6539 | White Marble \$334 \$518 |
| | | | K6540 | Black Marble \$334 \$518 |
| | | | K6541 | Beige Marble \$334 \$518 |
| | | | K6542 | Green Marble \$334 \$518 |
|  | Georgetown Hand Shower with Hose | | | |
| | | • Hand shower hose length is 59" (1499mm) | K6560 | \$259 \$449 |
|  | Versailles Hand Shower with Hose | | | |
| | | • Hand shower hose length is 59" (1499mm) | K6640 | Green Onyx \$680 \$1033 |
| | | | K6641 | Montaione Brown Onyx \$524 \$795 |
| | | | K6642 | Bleu Sodalite \$723 \$1103 |
| | | | K6643 | Pink Onyx \$524 \$795 |
| | | | K6644 | Frienze Black Onyx \$524 \$795 |

HAND SHOWERS & ACCESSORIES

| | Model Number | Description | Finish Pricing Group 1 | Finish Pricing Group 2 |
|---|--|--|------------------------------|------------------------------|
|  | Waveland Hand Shower with Hose | | | |
| | K6711 | Hand shower hose length is 59" (1499mm) | \$253 | \$449 |
|  | Hand Held Shower Arm Diverter | | | |
| | K6000 | | \$137 | \$206 |
|  | Hand Held Shower Wall Bracket | | | |
| | K6001 | | \$119 | \$180 |
|  | Wall Bracket with 1/2" Outlet | | | |
| | K6002 | | \$132 | \$198 |
|  | Connector for K6530 Hand Shower | | | |
| | K6004 | | \$196 | \$295 |
|  | Holder for K6530 Hand Shower | | | |
| | K6006 | | \$196 | \$295 |

HAND SHOWERS & ACCESSORIES

| | Model Number | Description | Finish Pricing Group 1 | Finish Pricing Group 2 |
|---|--|--|------------------------------|------------------------------|
|  | Holder and Connector for K6530 Shower | | | |
| | K6007 | | \$196 | \$295 |
|  | Supply with 1/2" Outlet for Hand Shower | | | |
| | K6008 | | \$75 | \$115 |
|  | Hand Shower Outlet Supply and Holder | | | |
| | K6009 | <ul style="list-style-type: none"> With built-in volume control | \$199 | \$345 |
|  | Hand Shower Outlet Supply | | | |
| | K6010 | <ul style="list-style-type: none"> With built-in volume control | \$160 | \$310 |
|  | 24" Adjustable Slide Bar with Hook | | | |
| | K6024 | | \$322 | \$487 |
|  | 27" Adjustable Slide Bar with Hook | | | |
| | K6025 | | \$322 | \$487 |

VALVES




| Model Number | Pricing |
|--------------|---------|
|--------------|---------|

3/4" Thermostatic Valve

- For Non-Handed Functions
- Integral stops and filters
- Requires a separate volume control valve
- Anti-scald

| | |
|---------|-------|
| 34THERM | \$369 |
|---------|-------|



1/2" In-Line Stop/Volume Control Valve

- For Non-Handed Functions
- Wall Mount
- May be ordered in handed pairs for hot and cold installation

| | |
|----------|------|
| 80607PHY | \$89 |
|----------|------|



3/4" In-Line Stop/Volume Control Valve

- For Non-Handed Functions
- Wall Mount
- May be ordered in handed pairs for hot and cold installation

| | |
|----------|------|
| 80002125 | \$99 |
|----------|------|



2 Function 1/2" In-Line Diverter Valve

- For Non-Handed Functions
- Wall Mount
- 1 line in, 2 lines out

| | |
|-----------|-------|
| 801527PHY | \$153 |
|-----------|-------|






3 Function Wall Diverter Valve

- For Non-Handed Functions
- Wall Mount
- (1) 1/2" Inlet, (3) 1/2" Outlets
- Cal Green Compliant

| | |
|----------|-------|
| 80001820 | \$164 |
|----------|-------|



| | | Model Number | Pricing |
|---|--|-------------------|--------------|
|  | 1/2" Pressure Balance Valve <ul style="list-style-type: none">• For Non-Handed Functions• Integral Stops• 5.05 gpm @ 45 psi• Back to back installation capability• Anti-scald | DFPHY | \$211 |
|  | Pressure Balance Tub & Shower Diverter Valve <ul style="list-style-type: none">• For Non-Handed Functions• Anti-scald• Back to Back Installation Compatibility• 5.05 gpm @ 45 psi• Integral Stops | DFPHYID | \$315 |
|  | Three Handle Tub & Shower Valve <ul style="list-style-type: none">• For Lever Handle Sets• 1/2" Ceramic Disc | 80951PHY | \$253 |
|  | Wall Shower/Wall Tub Valve <ul style="list-style-type: none">• 1/2" Ceramic Disc | 8090536R | \$220 |
|  | Corner Valves <ul style="list-style-type: none">• 1/2" Ceramic Disc | 8090536RC | \$193 |
|  | Wall Lavatory Set Valve <ul style="list-style-type: none">• 1/2" Ceramic Disc• No Lead | 8090536RNL | \$220 |

| Model Number | Pricing |
|--------------|---------|
|--------------|---------|

Deck Tub Set Valve



- 3/4" Ceramic Disc
- 3/4" Quick Connect for spout
- 3/4" Nipple and Tee

| | |
|----------|-------|
| 80001248 | \$242 |
|----------|-------|

Deck Tub Set with Hand Shower Valve



- With 3 Port, 2 Function Deck Diverter Valve
- 3/4" Ceramic Disc
- 3/4" Quick Connect for spout
- Integral check valves for backflow protection

| | |
|----------|-------|
| 80001249 | \$455 |
|----------|-------|

Deck Tub Set Valve (MIX - STRIA)



- 3/4" Ceramic Disc
- 3/4" Quick Connect for spout
- 3/4" Nipple and Tee

| | |
|----------|-------|
| 80001246 | \$282 |
|----------|-------|

Deck Tub with Hand Shower Valve (MIX - STRIA)



- With 3 Port, 2 Function Deck Diverter Valve
- 3/4" Ceramic Disc
- 3/4" Quick Connect for spout
- Integral check valves for backflow protection

| | |
|----------|-------|
| 80001247 | \$505 |
|----------|-------|

Conversion Kit for 80001248 Deck Tub Set



- CONVERT AN EXISTING 80001248 DECK TUB VALVE FOR USE WITH THE MIX - STRIA SERIES DECK TUB.





| | |
|-------|------|
| 2-171 | \$40 |
|-------|------|

Conversion Kit for 80001249 Deck Tub with Hand Shower



- CONVERT AN EXISTING 80001249 DECK TUB VALVE FOR USE WITH THE MIX - STRIA SERIES DECK TUB.

| | |
|-------|------|
| 2-172 | \$50 |
|-------|------|

| | | Model Number | Pricing |
|---|---|--------------|--------------|
|  | 1/2" Mini Thermostatic Valve | | |
| | <ul style="list-style-type: none">• Requires a seperate Volume Control / Diverter• Integral Stops and Filters• Temperature Limit Stops• Anti Scold | 1-115 | \$219 |
|  | 1/2" Mini Thermostatic Valve with Volume Control | | |
| | <ul style="list-style-type: none">• Teperature Limit Stops• Integral Stops and Filters• 6.5 GPM• Anti Scold | 1-116 | \$285 |
|  | 1/2" Mini Thermostatic Valve with Diverter | | |
| | <ul style="list-style-type: none">• 6.5 GPM• Integral Stops and Filters• Temperature Limit Stops• Anti Scold• CAL Green Compliant | 1-117 | \$335 |
|  | 1/2" Mini Thermostatic Valve for Wall Bidet | | |
| | <ul style="list-style-type: none">• Integral Stops and Filters• Temperature Limit Stops• Anti Scold | 1-124 | \$250 |

| | | | | | | | |
|------|-----|---------|-----|----------|---------|--------|-------------|
| 811 | 87 | 5130 | 217 | 1029301 | 211 | 162-02 | 41 |
| 812 | 87 | 5131 | 217 | 1029305 | 211 | 162-11 | 41 |
| 813 | 87 | 5132 | 217 | 1029309 | 212 | 162-12 | 41 |
| 814 | 87 | 5133 | 217 | 1029313 | 212 | 162-21 | 43 |
| 815 | 87 | 5140 | 217 | 1029318 | 212 | 162-26 | 43 |
| 816 | 87 | 5141 | 217 | 1029337 | 212 | 162-27 | 43 |
| 5000 | 215 | 5142 | 217 | 8002125 | 229 | 162-35 | 42 |
| 5001 | 215 | 5143 | 217 | 9090536 | 233 | 162-36 | 42 |
| 5002 | 215 | 5150 | 217 | 80001246 | 231 | 162-40 | 44 |
| 5003 | 215 | 5151 | 217 | 80001247 | 231 | 162-41 | 44 |
| 5010 | 215 | 5152 | 217 | 80001248 | 231 | 162-48 | 44 |
| 5011 | 215 | 5153 | 217 | 80001249 | 231 | 162-49 | 44 |
| 5012 | 215 | 5160 | 218 | 80001820 | 229 | 162-52 | 44 |
| 5013 | 215 | 5161 | 218 | 1029301P | 213 | 162-53 | 44 |
| 5020 | 215 | 5162 | 218 | 1029313P | 213 | 162-54 | 44 |
| 5021 | 215 | 5163 | 218 | 1029318P | 213 | 162-56 | 44 |
| 5022 | 215 | 5170 | 218 | 1029350P | 213 | 162-57 | 44 |
| 5023 | 215 | 5171 | 218 | 1-115 | 232 | 162-60 | 44 |
| 5030 | 215 | 5172 | 218 | 1-116 | 232 | 162-61 | 44 |
| 5031 | 215 | 5173 | 218 | 1-117 | 232 | 162-70 | 45 |
| 5032 | 215 | 5180 | 218 | 1-122 | 233 | 162-71 | 45 |
| 5033 | 215 | 5181 | 218 | 1-124 | 232 | 162-72 | 45 |
| 5040 | 216 | 5182 | 218 | 1-125 | 232 | 162-73 | 45 |
| 5041 | 216 | 5183 | 218 | 130-65 | 79 | 162-74 | 45 |
| 5042 | 216 | 5190 | 218 | 134-65 | 79 | 162-75 | 45 |
| 5043 | 216 | 5191 | 218 | 137-65 | 79 | 162-76 | 45 |
| 5050 | 216 | 5192 | 218 | 161-01 | 127 | 162-90 | 45, 214 |
| 5051 | 216 | 5193 | 218 | 161-02 | 127 | 162-91 | 45, 214 |
| 5052 | 216 | 5200 | 218 | 161-03 | 127 | 162-92 | 45, 214 |
| 5053 | 216 | 5201 | 218 | 161-11 | 127 | 163-01 | 7 |
| 5060 | 216 | 5202 | 218 | 161-12 | 127 | 163-11 | 7 |
| 5061 | 216 | 5203 | 218 | 161-13 | 127 | 163-21 | 8 |
| 5062 | 216 | 5210 | 218 | 161-21 | 129 | 163-26 | 8 |
| 5063 | 216 | 5211 | 218 | 161-22 | 129 | 163-35 | 8 |
| 5070 | 216 | 5212 | 218 | 161-23 | 129 | 163-40 | 9 |
| 5071 | 216 | 5213 | 218 | 161-26 | 129 | 163-46 | 10 |
| 5072 | 216 | 5220 | 219 | 161-27 | 129 | 163-48 | 9 |
| 5073 | 216 | 5221 | 219 | 161-28 | 129 | 163-56 | 10 |
| 5080 | 216 | 5222 | 219 | 161-29 | 129 | 163-60 | 10 |
| 5081 | 216 | 5223 | 219 | 161-30 | 129 | 163-70 | 11, 39 |
| 5082 | 216 | 5230 | 219 | 161-31 | 129 | 163-71 | 11, 39 |
| 5083 | 216 | 5231 | 219 | 161-40 | 130 | 163-72 | 11, 39 |
| 5090 | 216 | 5232 | 219 | 161-41 | 130 | 163-73 | 10, 38 |
| 5091 | 216 | 5233 | 219 | 161-42 | 130 | 163-74 | 11, 38 |
| 5092 | 216 | 5240 | 219 | 161-48 | 130 | 163-75 | 11, 39 |
| 5093 | 216 | 5241 | 219 | 161-49 | 130 | 163-76 | 11, 39 |
| 5100 | 217 | 5242 | 219 | 161-50 | 130 | 163-90 | 11, 39, 214 |
| 5101 | 217 | 5243 | 219 | 161-52 | 10, 130 | 164-01 | 35 |
| 5102 | 217 | 5250 | 219 | 161-53 | 130 | 164-11 | 35 |
| 5103 | 217 | 5251 | 219 | 161-54 | 130 | 164-21 | 36 |
| 5110 | 217 | 5252 | 219 | 161-55 | 130 | 164-26 | 36 |
| 5111 | 217 | 5253 | 219 | 161-56 | 130 | 164-35 | 36 |
| 5112 | 217 | 10534 | 212 | 161-57 | 130 | 164-40 | 37 |
| 5113 | 217 | 105156 | 212 | 161-58 | 130 | 164-48 | 37 |
| 5120 | 217 | 1022487 | 211 | 161-60 | 131 | 164-52 | 38 |
| 5121 | 217 | 1029104 | 211 | 161-61 | 131 | 164-56 | 38 |
| 5122 | 217 | 1029105 | 211 | 161-62 | 131 | 164-60 | 38 |
| 5123 | 217 | 1029170 | 211 | 162-01 | 41 | 164-70 | 39 |

INDEX

| | | | | | | | |
|--------|----------|---------|---------|---------|----|----------|------------|
| 164-71 | 39 | 230-13 | 82 | 290-13 | 91 | 291-36 | 97 |
| 164-72 | 39 | 230-14 | 82 | 290-14 | 91 | 291-38 | 97 |
| 164-73 | 38 | 230-15 | 82 | 290-21 | 92 | 291-40 | 99 |
| 164-74 | 38 | 230-21 | 84 | 290-22 | 92 | 291-41 | 99 |
| 164-75 | 39 | 230-22 | 84 | 290-23 | 92 | 291-43 | 99 |
| 164-76 | 39 | 230-23 | 84 | 290-24 | 92 | 291-48 | 99 |
| 164-92 | 39 | 230-24 | 84 | 290-26 | 92 | 291-49 | 99 |
| 164-93 | 39 | 230-26 | 84 | 290-27 | 92 | 291-51 | 99 |
| 207-01 | 109 | 230-27 | 84 | 290-28 | 92 | 291-56 | 99 |
| 207-11 | 109 | 230-28 | 84 | 290-29 | 92 | 291-57 | 99 |
| 207-21 | 110 | 230-29 | 84 | 290-35 | 91 | 291-59 | 99 |
| 207-26 | 111 | 230-30 | 83 | 290-36 | 91 | 291-60 | 99 |
| 207-35 | 110 | 230-35 | 83 | 290-37 | 91 | 291-61 | 99 |
| 207-40 | 111 | 230-36 | 83 | 290-38 | 91 | 291-63 | 99 |
| 207-44 | 112 | 230-37 | 83 | 290-40 | 93 | 291-70 | 100 |
| 207-48 | 112 | 230-38 | 83 | 290-41 | 93 | 291-71 | 100 |
| 207-56 | 112 | 230-40 | 85 | 290-42 | 93 | 291-72 | 100 |
| 207-60 | 112 | 230-41 | 85 | 290-43 | 93 | 291-74 | 100 |
| 207-70 | 113 | 230-42 | 85 | 290-48 | 93 | 291-75 | 100 |
| 207-71 | 113 | 230-43 | 85 | 290-49 | 93 | 291-76 | 100 |
| 207-72 | 113 | 230-45 | 85 | 290-50 | 93 | 291L-01 | 96 |
| 207-73 | 113 | 230-48 | 85 | 290-51 | 93 | 291L-02 | 96 |
| 207-74 | 113 | 230-49 | 85 | 290-56 | 93 | 291L-04 | 96 |
| 207-75 | 113 | 230-50 | 85 | 290-57 | 93 | 291L-06 | 96 |
| 207-76 | 113 | 230-51 | 85 | 290-58 | 93 | 291L-08 | 96 |
| 207-77 | 113 | 230-52 | 85 | 290-59 | 93 | 2PV101A | 16 |
| 207-90 | 113, 214 | 230-56 | 85 | 290-60 | 93 | 2PV104A | 191 |
| 208-01 | 121 | 230-57 | 85 | 290-61 | 93 | 2PV105A | 191 |
| 208-11 | 121 | 230-58 | 85 | 290-62 | 93 | 2PV123A | 62 |
| 208-21 | 122 | 230-59 | 85 | 290-63 | 93 | 2PV137A | 54 |
| 208-26 | 123 | 230-60 | 86 | 290-70 | 94 | 2PV141A | 24 |
| 208-35 | 122 | 230-61 | 86 | 290-71 | 94 | 2PV144A | 2 |
| 208-40 | 123 | 230-62 | 86 | 290-72 | 94 | 2PV158BA | 117 |
| 208-44 | 124 | 230-63 | 86 | 290-74 | 94 | 2PV158CA | 117 |
| 208-48 | 124 | 230-65 | 86 | 290-75 | 94 | 2PV158DA | 117 |
| 208-56 | 124 | 230-66 | 86 | 290-76 | 94 | 2PV158FA | 117 |
| 208-60 | 124 | 230-67 | 86 | 290L-01 | 90 | 2PV170A | 148 |
| 208-70 | 125 | 230-68 | 86 | 290L-02 | 90 | 2PV171A | 148 |
| 208-71 | 125 | 230-90 | 86, 213 | 290L-03 | 90 | 2PV180A | 16, 30, 62 |
| 208-72 | 125 | 230-91 | 86, 213 | 290L-04 | 90 | 2PV181A | 49 |
| 208-73 | 125 | 230-92 | 86, 213 | 290L-06 | 90 | 2PV234A | 154 |
| 208-74 | 125 | 230S-21 | 84 | 290L-07 | 90 | 2PV240A | 181 |
| 208-75 | 125 | 230S-22 | 84 | 290L-08 | 90 | 2PV241A | 181 |
| 208-76 | 125 | 230S-23 | 84 | 291-01 | 95 | 2PV242A | 181 |
| 208-77 | 125 | 230S-24 | 84 | 291-02 | 95 | 2PV243A | 181 |
| 208-90 | 125, 214 | 230S-26 | 84 | 291-04 | 95 | 2PV244A | 181 |
| 2-171 | 231 | 230S-27 | 84 | 291-06 | 96 | 2PV270A | 161 |
| 2-172 | 231 | 230S-28 | 84 | 291-08 | 96 | 2PV271A | 161 |
| 230-01 | 81 | 230S-29 | 84 | 291-11 | 97 | 2PV272A | 161 |
| 230-02 | 81 | 290-01 | 89 | 291-12 | 97 | 2PV273A | 161 |
| 230-03 | 81 | 290-02 | 89 | 291-14 | 97 | 2PV274A | 161 |
| 230-04 | 81 | 290-03 | 89 | 291-21 | 98 | 2PV338BA | 175 |
| 230-06 | 81 | 290-04 | 89 | 291-22 | 98 | 2PV338CA | 175 |
| 230-07 | 81 | 290-06 | 90 | 291-24 | 98 | 2PV338DA | 175 |
| 230-08 | 81 | 290-07 | 90 | 291-26 | 98 | 2PV338FA | 175 |
| 230-09 | 81 | 290-08 | 90 | 291-27 | 98 | 2PV361A | 25 |
| 230-11 | 82 | 290-11 | 91 | 291-29 | 98 | 2PV711A | 199 |
| 230-12 | 82 | 290-12 | 91 | 291-35 | 97 | 3-307 | 130 |

| | | | | | | | |
|---------|--------------------|--------|--------------------|--------|------------|------------|----------|
| 3-333 | 87 | 4-156 | 128, 129, 140, 141 | 4-361D | 115 | 500-41 | 142 |
| 3-334 | 87 | 4-157 | 128, 129 | 4-361F | 115 | 500-42 | 142 |
| 3-337 | 87 | 4-158 | 128, 129 | 4-372 | 13 | 500-48 | 142 |
| 3-338 | 87 | 4-159 | 128, 129 | 4-376 | 22 | 500-49 | 142 |
| 3-407 | 16 | 4-160 | 129, 141 | 4-382 | 22 | 500-50 | 142 |
| 34THERM | 229 | 4-161 | 129 | 4-386 | 145 | 500-56 | 142 |
| 4-095 | 129, 142 | 4-162 | 129 | 4-392 | 145 | 500-57 | 142 |
| 4-096 | 129, 142 | 4-163 | 129 | 4-400 | 13, 29, 59 | 500-58 | 142 |
| 4-097 | 128, 129, 140, 141 | 4-164 | 129, 142 | 4-406 | 153 | 500-60 | 142 |
| 4-098 | 128, 129, 140, 141 | 4-165 | 129 | 4-412A | 159 | 500-61 | 142 |
| 4-099 | 128, 140 | 4-166 | 129 | 4-412C | 159 | 500-62 | 142 |
| 4-100 | 128, 140 | 4-167 | 129 | 4-412E | 159 | 500-70 | 131, 143 |
| 4-101 | 136 | 4-168 | 82 | 4-412F | 159 | 500-71 | 131, 143 |
| 4-102 | 136 | 4-169 | 82 | 4-412G | 159 | 500-72 | 131, 143 |
| 4-103 | 134, 135 | 4-170 | 82 | 4-420 | 166 | 500-73 | 131, 143 |
| 4-104 | 134, 135 | 4-171 | 82 | 4-426 | 166 | 500-74 | 131, 143 |
| 4-105 | 134 | 4-172 | 82 | 4-435 | 53 | 500-75 | 131, 143 |
| 4-106 | 134 | 4-173 | 82 | 4-443 | 59 | 500-76 | 131, 143 |
| 4-107 | 92 | 4-174 | 82 | 4-453B | 173 | 501-01 | 133 |
| 4-108 | 92 | 4-175 | 82 | 4-453C | 173 | 501-02 | 133 |
| 4-109 | 92 | 4-176 | 82 | 4-453D | 173 | 501-11 | 133 |
| 4-110 | 92 | 4-177 | 82 | 4-453F | 173 | 501-12 | 133 |
| 4-111 | 91, 92 | 4-178 | 82 | 4-459A | 179 | 501-21 | 135 |
| 4-112 | 91, 92 | 4-179 | 82 | 4-459C | 179 | 501-22 | 135 |
| 4-113 | 91, 92 | 4-180 | 83, 84 | 4-459E | 179 | 501-26 | 135 |
| 4-114 | 91, 92 | 4-181 | 83, 84 | 4-459F | 179 | 501-27 | 135 |
| 4-115 | 91 | 4-183 | 83, 84 | 4-459G | 179 | 501-35 | 134 |
| 4-116 | 91 | 4-184 | 83, 84 | 4-463 | 197 | 501-36 | 134 |
| 4-117 | 91 | 4-185 | 83, 84 | 4-469 | 35, 36 | 501-40 | 136 |
| 4-118 | 91 | 4-187 | 83, 84 | 4-470 | 37 | 501-41 | 136 |
| 4-119 | 98 | 4-188 | 84 | 4-471 | 37 | 501-48 | 136 |
| 4-120 | 98 | 4-189 | 84 | 4-472 | 7, 8 | 501-49 | 136 |
| 4-121 | 98 | 4-191 | 84 | 4-473 | 9 | 501-56 | 136 |
| 4-122 | 97, 98 | 4-192 | 84 | 4-474 | 9 | 501-57 | 136 |
| 4-123 | 97, 98 | 4-193 | 84 | 4-475 | 42, 43 | 501-60 | 136 |
| 4-124 | 97, 98 | 4-195 | 84 | 4-476 | 42, 43 | 501-61 | 136 |
| 4-125 | 97 | 4-196 | 85 | 4-477 | 43 | 501-70 | 137 |
| 4-126 | 97 | 4-197 | 85 | 4-478 | 43 | 501-71 | 137 |
| 4-127 | 97 | 4-199 | 85 | 4-479 | 43 | 501-72 | 137 |
| 4-129 | 111 | 4-200 | 85 | 4-480 | 43 | 501-73 | 137 |
| 4-130 | 109, 110 | 4-201 | 85 | 4-481 | 111 | 501-74 | 137 |
| 4-131 | 109 | 4-203 | 85 | 4-498 | 13 | 501-75 | 137 |
| 4-134 | 123 | 4-204 | 83 | 500-01 | 139 | 501-76 | 137 |
| 4-135 | 121, 122 | 4-206 | 47 | 500-02 | 139 | 801527PHY | 229 |
| 4-136 | 121 | 4-293 | 42 | 500-03 | 139 | 80607PHY | 229 |
| 4-142 | 92 | 4-299 | 42 | 500-11 | 139 | 8090536R | 230 |
| 4-143 | 92 | 4-305 | 7 | 500-12 | 139 | 8090536RC | 230 |
| 4-144 | 92 | 4-311 | 35 | 500-13 | 139 | 8090536RNL | 230 |
| 4-145 | 92 | 4-313 | 101 | 500-21 | 129, 141 | 80951PHY | 230 |
| 4-146 | 98 | 4-319 | 101 | 500-22 | 129, 141 | 901-1 | 7, 133 |
| 4-147 | 98 | 4-325 | 188 | 500-23 | 129, 141 | D1100 | 170 |
| 4-148 | 98 | 4-331 | 188 | 500-26 | 141 | D1100X3 | 170 |
| 4-150 | 123 | 4-342 | 1 | 500-27 | 141 | D1102 | 170 |
| 4-151 | 129, 141 | 4-344 | 69 | 500-28 | 141 | D1130 | 76 |
| 4-152 | 129, 141 | 4-350 | 69 | 500-35 | 128, 140 | D1130-10 | 76 |
| 4-153 | 135 | 4-356 | 69 | 500-36 | 128, 140 | D1130-12 | 76 |
| 4-154 | 135 | 4-361B | 115 | 500-37 | 128, 140 | D1130-14 | 76 |
| 4-155 | 128, 140 | 4-361C | 115 | 500-40 | 142 | D1130C | 75 |

INDEX

| | | | | | | | |
|------------|-----|------------|--------|------------|-----|---------|----------------------------|
| D1130X3 | 77 | D2205E1 | 105 | DPB2134 | 69 | K1104L | 192 |
| D1130X3-10 | 77 | D2206 | 103 | DPB2134-10 | 69 | K1104X3 | 193 |
| D1130X3-12 | 77 | D2206E1 | 105 | DPB2134-12 | 69 | K1105 | 193 |
| D1130X3-14 | 77 | D2PV100A | 168 | DPB2134-14 | 69 | K1105L | 192 |
| D1132D | 75 | D2PV102A | 168 | DPB2134TO | 69 | K1120X3 | 118 |
| D1134 | 76 | D2PV130A | 73 | DPB2137 | 70 | K1123 | 63 |
| D1134-10 | 76 | D2PV134A | 73 | DPB2137-10 | 70 | K1123G | 63 |
| D1134-12 | 76 | D2PV137A | 73 | DPB2137-12 | 70 | K1123X3 | 64 |
| D1134-14 | 76 | D2PV205A | 104 | DPB2137-14 | 70 | K1137 | 56 |
| D1134C | 75 | D2PV206A | 104 | DPB2137TO | 70 | K1137R | 55 |
| D1136D | 75 | D3100 | 167 | DPB2205 | 102 | K1137X3 | 56 |
| D1137 | 77 | D3102 | 168 | DPB2205TO | 102 | K1141 | 26 |
| D1137-10 | 77 | D3130 | 72 | DPB2206 | 102 | K1141P | 26 |
| D1137-12 | 77 | D3134 | 72 | DPB2206TO | 102 | K1141X3 | 26, 50, 156, 163, 176, 183 |
| D1137-14 | 77 | D3137 | 73 | DPB3100 | 166 | K1144 | 4 |
| D1137C | 76 | D3205 | 104 | DPB3100TO | 166 | K1144H | 3 |
| D1139D | 76 | D3206 | 104 | DPB3102 | 166 | K1144X3 | 4 |
| D1200T | 169 | D4100 | 171 | DPB3102TO | 166 | K1158B | 118 |
| D1202T | 169 | D4102 | 171 | DPB3130 | 70 | K1158BT | 118 |
| D1205 | 105 | D4130 | 80 | DPB3130TO | 70 | K1158C | 118 |
| D1205X3 | 106 | D4134 | 80 | DPB3134 | 70 | K1158CT | 118 |
| D1206 | 106 | D4137 | 80 | DPB3134TO | 70 | K1158D | 118 |
| D130 | 67 | D4205 | 107 | DPB3137 | 70 | K1158DT | 118 |
| D131 | 67 | D4206 | 107 | DPB3137TO | 70 | K1158F | 118 |
| D132 | 67 | D5130 | 76 | DPB3205 | 102 | K1158FT | 118 |
| D134 | 67 | D5132 | 76 | DPB3205TO | 102 | K1170 | 149 |
| D135 | 68 | D5205 | 105 | DPB3206 | 102 | K1170V | 149 |
| D136 | 68 | D8205 | 205 | DPB3206TO | 102 | K1170X3 | 150 |
| D137 | 68 | D830 | 222 | DTH100 | 167 | K1171 | 149 |
| D138 | 68 | DB10 | 78, 86 | DTH102 | 167 | K1171V | 149 |
| D139 | 68 | DB100 | 79 | DTH130 | 71 | K1180 | 32 |
| D200 | 165 | DB110 | 79 | DTH134 | 71 | K1180G | 31, 63 |
| D202 | 165 | DB20 | 78 | DTH137 | 71 | K1180X3 | 32 |
| D205 | 101 | DB20D | 78 | DTH205 | 103 | K1181 | 50 |
| D206 | 101 | DB25 | 78 | DTH206 | 103 | K1181P | 50 |
| D2100 | 167 | DB25D | 78 | DWL100 | 165 | K1183 | 63 |
| D2102 | 167 | DB30 | 79 | DWL102 | 165 | K1184 | 17 |
| D2130 | 71 | DB35 | 78 | DWL130 | 68 | K1184M | 17 |
| D2130-10 | 71 | DB40 | 77, 86 | DWL130-10 | 68 | K123 | 59 |
| D2130-12 | 71 | DB45 | 78 | DWL130-12 | 68 | K1234 | 156 |
| D2130-14 | 71 | DB46 | 78 | DWL130-14 | 68 | K1234P | 155 |
| D2130C1 | 74 | DB55 | 77, 86 | DWL134 | 69 | K1240 | 183 |
| D2132D1 | 74 | DB65 | 77, 86 | DWL134-10 | 69 | K1240P | 182 |
| D2134 | 72 | DB70 | 77, 86 | DWL134-12 | 69 | K1241 | 183 |
| D2134-10 | 72 | DB75 | 77, 86 | DWL134-14 | 69 | K1241P | 182 |
| D2134-12 | 72 | DFPHY | 230 | DWL137 | 69 | K1242 | 183 |
| D2134-14 | 72 | DFPHYID | 230 | DWL137-10 | 69 | K1242P | 182 |
| D2134C1 | 74 | DK205 | 205 | DWL137-12 | 69 | K1243 | 183 |
| D2136D1 | 74 | DK205S | 205 | DWL137-14 | 69 | K1243P | 182 |
| D2137 | 72 | DPB2100 | 166 | DWL205 | 101 | K1244 | 183 |
| D2137-10 | 72 | DPB2100TO | 166 | DWL206 | 101 | K1244P | 182 |
| D2137-12 | 72 | DPB2102 | 166 | K101 | 13 | K1270 | 162 |
| D2137-14 | 72 | DPB2102TO | 166 | K104 | 187 | K1270P | 162 |
| D2137C1 | 74 | DPB2130 | 69 | K105 | 187 | K1271 | 162 |
| D2139D1 | 75 | DPB2130-10 | 69 | K1101 | 17 | K1271P | 162 |
| D2200T1 | 169 | DPB2130-12 | 69 | K1101M | 17 | K1272 | 162 |
| D2202T1 | 169 | DPB2130-14 | 69 | K1101X3 | 17 | K1272P | 162 |
| D2205 | 103 | DPB2130TO | 69 | K1104 | 193 | K1273 | 162 |

| | | | | | | | |
|----------|-----|------------|----------|--------|-----|--------|----------------------------|
| K1273P | 162 | K2180G1 | 31, 63 | K2711 | 198 | K4158F | 120 |
| K1274 | 162 | K2181 | 48 | K2711L | 199 | K4170 | 151 |
| K1274P | 162 | K2181P1 | 49 | K272 | 159 | K4171 | 151 |
| K1338B | 176 | K2183 | 61 | K273 | 159 | K4180 | 20, 34, 66 |
| K1338BP | 176 | K2184 | 15 | K274 | 159 | K4181 | 51 |
| K1338C | 176 | K2184M1 | 17 | K280 | 47 | K4234 | 157 |
| K1338CP | 176 | K2234 | 154 | K3101 | 15 | K4240 | 185 |
| K1338D | 176 | K2234P1 | 155 | K3104 | 190 | K4241 | 185 |
| K1338DP | 176 | K2240 | 181 | K3105 | 191 | K4242 | 185 |
| K1338F | 176 | K2240P1 | 182 | K3123 | 61 | K4243 | 185 |
| K1338FP | 176 | K2241 | 181 | K3137 | 54 | K4244 | 185 |
| K1361 | 26 | K2241P1 | 182 | K314 | 153 | K4270 | 164 |
| K1361P | 26 | K2242 | 181 | K3141 | 24 | K4271 | 164 |
| K137 | 53 | K2242P1 | 182 | K3144 | 2 | K4272 | 164 |
| K141 | 21 | K2243 | 181 | K3158B | 117 | K4273 | 164 |
| K144 | 1 | K2243P1 | 182 | K3158C | 117 | K4274 | 164 |
| K158B | 115 | K2244 | 181 | K3158D | 117 | K4338B | 178 |
| K158C | 115 | K2244P1 | 182 | K3158F | 117 | K4338C | 178 |
| K158D | 115 | K2270 | 161 | K3171 | 148 | K4338D | 178 |
| K158F | 115 | K2270P1 | 162 | K3180 | 30 | K4338F | 178 |
| K170 | 145 | K2271 | 161 | K3181 | 49 | K4361 | 28 |
| K171 | 145 | K2271P1 | 162 | K3183 | 61 | K4711 | 202 |
| K1711 | 200 | K2272 | 161 | K3184 | 15 | K5103 | 17 |
| K1711L | 200 | K2272P1 | 162 | K3234 | 154 | K5104 | 192 |
| K1711X3 | 200 | K2273 | 161 | K3270 | 161 | K5105 | 193 |
| K181 | 47 | K2273P1 | 162 | K3271 | 161 | K5120 | 118, 169 |
| K183 | 59 | K2274 | 161 | K3272 | 161 | K5123 | 31, 63 |
| K184 | 13 | K2274P1 | 162 | K3273 | 161 | K5137 | 55 |
| K19 | 212 | K2338B | 174 | K3274 | 161 | K5141 | 26, 50, 155, 162, 176, 182 |
| K2101 | 15 | K2338BP1 | 175 | K330 | 179 | K5144 | 3 |
| K2101M1 | 16 | K2338C | 174 | K331 | 179 | K5170 | 149 |
| K2104 | 190 | K2338CP1 | 175 | K332 | 179 | K52 | 212 |
| K2104L1 | 192 | K2338D | 174 | K333 | 179 | K53 | 212 |
| K2105 | 190 | K2338DP1 | 175 | K334 | 179 | K54 | 212 |
| K2105L1 | 192 | K2338F | 174 | K3361 | 24 | K55 | 212 |
| K2123 | 61 | K2338FP1 | 175 | K337 | 53 | K5711 | 200 |
| K2123G1 | 62 | K234 | 153 | K338B | 173 | K6000 | 227 |
| K2137 | 54 | K2361 | 24 | K338C | 173 | K6001 | 227 |
| K2137R1 | 55 | K2361P1 | 25 | K338D | 173 | K6002 | 227 |
| K2141 | 23 | K2390XFR30 | 130, 204 | K338F | 173 | K6004 | 227 |
| K2141P1 | 25 | K2390XFR36 | 130, 204 | K360 | 21 | K6006 | 227 |
| K2144 | 2 | K2393 | 203 | K361 | 21 | K6007 | 228 |
| K2144H1 | 3 | K2393D | 203 | K370 | 159 | K6008 | 228 |
| K2158B | 116 | K2394B | 203 | K371 | 159 | K6009 | 228 |
| K2158BT1 | 118 | K2394BD | 204 | K3711 | 199 | K6010 | 228 |
| K2158BTO | 116 | K2394C | 203 | K372 | 159 | K6024 | 228 |
| K2158C | 116 | K2394CD | 204 | K373 | 159 | K6025 | 228 |
| K2158CT1 | 118 | K2394D | 203 | K374 | 159 | K6104 | 193, 225 |
| K2158CTO | 116 | K2394DD | 204 | K4101 | 20 | K6526 | 26, 225 |
| K2158D | 116 | K2394F | 203 | K4104 | 195 | K6530 | 77, 226 |
| K2158DT1 | 118 | K2394FD | 204 | K4105 | 195 | K6539 | 119, 226 |
| K2158DTO | 116 | K240 | 179 | K4123 | 66 | K6540 | 119, 226 |
| K2158F | 116 | K241 | 179 | K4137 | 57 | K6541 | 119, 226 |
| K2158FT1 | 118 | K242 | 179 | K4141 | 28 | K6542 | 119, 226 |
| K2158FTO | 116 | K243 | 179 | K4144 | 5 | K6560 | 226 |
| K2170V1 | 149 | K244 | 179 | K4158B | 120 | K6640 | 183, 226 |
| K2171V1 | 149 | K270 | 159 | K4158C | 120 | K6641 | 183, 226 |
| K2180 | 30 | K271 | 159 | K4158D | 120 | K6642 | 183, 226 |

INDEX

| | | | | | | | |
|---------|-----------|-------|------------|-------|-----|-------|--------|
| K6643 | 183, 226 | KC55 | 201 | KMC30 | 177 | KP40 | 194 |
| K6644 | 183, 226 | KC65 | 201 | KMC40 | 177 | KP50 | 194 |
| K6711 | 200, 227 | KC70 | 201 | KMC50 | 176 | KP55 | 194 |
| K711 | 197 | KC75 | 201 | KMC65 | 177 | KP65 | 194 |
| K800 | 64, 222 | KCC10 | 156 | KMC70 | 177 | KP70 | 194 |
| K801 | 17, 222 | KCC25 | 156 | KMC75 | 177 | KP75 | 194 |
| K803 | 222 | KCC30 | 157 | KMD10 | 177 | KPG10 | 27 |
| K805 | 193, 223 | KCC40 | 156 | KMD25 | 177 | KPG25 | 27 |
| K807 | 223 | KCC50 | 156 | KMD30 | 177 | KPG30 | 27 |
| K8108 | 206 | KCC65 | 156 | KMD40 | 177 | KPG40 | 27 |
| K8108H | 206 | KCC70 | 156 | KMD50 | 176 | KPG50 | 27 |
| K8158B | 206 | KCC75 | 156 | KMD65 | 177 | KPG65 | 27 |
| K8158BH | 207 | KE10 | 19, 33, 65 | KMD70 | 177 | KPG70 | 27 |
| K8158C | 206 | KE25 | 19, 33, 65 | KMD75 | 177 | KPG75 | 27 |
| K8158CH | 207 | KE30 | 19, 33, 66 | KMF10 | 177 | KR10 | 56 |
| K8158D | 206 | KE40 | 19, 33, 65 | KMF25 | 177 | KR25 | 56 |
| K8158DH | 207 | KE50 | 18, 32, 64 | KMF30 | 177 | KR30 | 57 |
| K8158F | 206 | KE65 | 18, 32, 64 | KMF40 | 177 | KR40 | 56 |
| K8158FH | 207 | KE70 | 18, 32, 64 | KMF50 | 176 | KR50 | 56 |
| K8160 | 207 | KE75 | 18, 32, 64 | KMF65 | 177 | KR65 | 56 |
| K8160H | 207 | KES10 | 51 | KMF70 | 177 | KR70 | 56 |
| K8161 | 208 | KES25 | 51 | KMF75 | 177 | KR75 | 56 |
| K8161H | 208 | KES30 | 51 | KNB10 | 120 | KS10 | 33, 65 |
| K8190 | 208 | KES40 | 50 | KNB25 | 120 | KS40 | 33, 65 |
| K8190H | 209 | KES50 | 50 | KNB30 | 120 | KS50 | 32, 64 |
| K8200 | 209 | KES65 | 50 | KNB40 | 119 | KS65 | 32, 64 |
| K8200H | 209 | KES70 | 50 | KNB50 | 119 | KS70 | 32, 64 |
| K830 | 223 | KES75 | 50 | KNB65 | 119 | KS75 | 32, 64 |
| K831 | 223 | KG10 | 171 | KNB70 | 119 | KSA10 | 163 |
| K832 | 223 | KG25 | 171 | KNB75 | 119 | KSA25 | 164 |
| K833 | 221 | KG30 | 171 | KNC10 | 120 | KSA30 | 164 |
| K834 | 221 | KG40 | 170 | KNC25 | 120 | KSA40 | 163 |
| K835 | 224 | KG50 | 170 | KNC30 | 120 | KSA50 | 163 |
| K836 | 221 | KG65 | 170 | KNC40 | 119 | KSA65 | 163 |
| K837 | 221 | KG70 | 170 | KNC50 | 119 | KSA70 | 163 |
| K838 | 200, 222 | KG75 | 170 | KNC65 | 119 | KSA75 | 163 |
| K853 | 224 | KGB10 | 106 | KNC70 | 119 | KSB10 | 163 |
| K863 | 224 | KGB25 | 106 | KNC75 | 119 | KSB25 | 164 |
| K873 | 224 | KGB30 | 107 | KND10 | 120 | KSB30 | 164 |
| K883 | 224 | KGB40 | 106 | KND25 | 120 | KSB40 | 163 |
| K90 | 214 | KGB50 | 106 | KND30 | 120 | KSB50 | 163 |
| K91 | 214 | KGB65 | 106 | KND40 | 119 | KSB65 | 163 |
| K92 | 214 | KGB70 | 106 | KND50 | 119 | KSB70 | 163 |
| K93 | 214 | KGB75 | 106 | KND65 | 119 | KSB75 | 163 |
| K94 | 214 | KL10 | 150 | KND70 | 119 | KSC10 | 163 |
| KA10 | 4, 19 | KL25 | 150 | KND75 | 119 | KSC25 | 164 |
| KA25 | 5, 19, 65 | KL30 | 150 | KNF10 | 120 | KSC30 | 164 |
| KA30 | 5, 19, 65 | KL40 | 150 | KNF25 | 120 | KSC40 | 163 |
| KA40 | 4, 18 | KL50 | 150 | KNF30 | 120 | KSC50 | 163 |
| KA50 | 4, 18 | KL65 | 150 | KNF40 | 119 | KSC65 | 163 |
| KA65 | 4, 18 | KL70 | 150 | KNF50 | 119 | KSC70 | 163 |
| KA70 | 4, 18 | KL75 | 150 | KNF65 | 119 | KSC75 | 163 |
| KA75 | 4, 18 | KMB50 | 176 | KNF70 | 119 | KSD10 | 163 |
| KC10 | 201 | KMB65 | 177 | KNF75 | 119 | KSD25 | 164 |
| KC100 | 201 | KMB70 | 177 | KP10 | 194 | KSD30 | 164 |
| KC25 | 201 | KMB75 | 177 | KP100 | 194 | KSD40 | 163 |
| KC30 | 202 | KMC10 | 177 | KP25 | 194 | KSD50 | 163 |
| KC40 | 201 | KMC25 | 177 | KP30 | 195 | KSD65 | 163 |

| | | | | | | | |
|----------|-----|-----------|-----|-----------|-----|--------|------------|
| KSD70 | 163 | PB2105TO | 188 | PB2361 | 22 | PB711 | 198 |
| KSD75 | 163 | PB2123 | 60 | PB2361TO | 22 | TH101 | 15 |
| KSF10 | 163 | PB2123TO | 60 | PB2711 | 197 | TH104 | 189 |
| KSF25 | 164 | PB2137 | 53 | PB2711TO | 197 | TH105 | 190 |
| KSF30 | 164 | PB2137TO | 53 | PB3101 | 14 | TH123 | 60 |
| KSF40 | 163 | PB2141 | 22 | PB3101TO | 14 | TH137 | 54 |
| KSF50 | 163 | PB2141TO | 22 | PB3104 | 188 | TH141 | 23 |
| KSF65 | 163 | PB2144 | 1 | PB3105 | 189 | TH144 | 2 |
| KSF70 | 163 | PB2144TO | 1 | PB3123 | 60 | TH158B | 116 |
| KSF75 | 163 | PB2158B | 115 | PB3123TO | 60 | TH158C | 116 |
| KTA10 | 184 | PB2158BTO | 115 | PB3137 | 54 | TH158D | 116 |
| KTA25 | 184 | PB2158C | 115 | PB3137TO | 54 | TH158F | 116 |
| KTA30 | 185 | PB2158CTO | 115 | PB3141 | 22 | TH180 | 15, 30, 61 |
| KTA40 | 184 | PB2158D | 115 | PB3141TO | 22 | TH181 | 48 |
| KTA50 | 183 | PB2158DTO | 115 | PB3144 | 2 | TH234 | 154 |
| KTA65 | 184 | PB2158F | 115 | PB3144TO | 2 | TH240 | 180 |
| KTA70 | 184 | PB2158FTO | 115 | PB3170 | 147 | TH241 | 180 |
| KTA75 | 184 | PB2170 | 145 | PB3180 | 30 | TH242 | 180 |
| KTB10 | 184 | PB2170TO | 145 | PB3180TO | 30 | TH243 | 180 |
| KTB25 | 184 | PB2171 | 146 | PB3181 | 48 | TH244 | 180 |
| KTB30 | 185 | PB2171TO | 146 | PB3181TO | 48 | TH270 | 160 |
| KTB40 | 184 | PB2180 | 29 | PB3183 | 60 | TH271 | 160 |
| KTB50 | 183 | PB2180TO | 29 | PB3183TO | 60 | TH272 | 160 |
| KTB65 | 184 | PB2181 | 48 | PB3184 | 14 | TH273 | 160 |
| KTB70 | 184 | PB2181TO | 48 | PB3184TO | 14 | TH274 | 160 |
| KTB75 | 184 | PB2183 | 60 | PB3234 | 154 | TH338B | 174 |
| KTC10 | 184 | PB2183TO | 60 | PB3240 | 180 | TH338C | 174 |
| KTC25 | 184 | PB2184 | 14 | PB3240TO | 180 | TH338D | 174 |
| KTC30 | 185 | PB2184TO | 14 | PB3241 | 180 | TH338F | 174 |
| KTC40 | 184 | PB2234 | 153 | PB3241TO | 180 | TH361 | 23 |
| KTC50 | 183 | PB2240 | 180 | PB3242 | 180 | TH711 | 198 |
| KTC65 | 184 | PB2240TO | 180 | PB3242TO | 180 | WL101 | 13 |
| KTC70 | 184 | PB2241 | 180 | PB3243 | 180 | WL104 | 187 |
| KTC75 | 184 | PB2241TO | 180 | PB3243TO | 180 | WL105 | 187 |
| KTD10 | 184 | PB2242 | 180 | PB3244 | 180 | WL123 | 59 |
| KTD25 | 184 | PB2242TO | 180 | PB3244TO | 180 | WL137 | 53 |
| KTD30 | 185 | PB2243 | 180 | PB3270 | 160 | WL141 | 21 |
| KTD40 | 184 | PB2243TO | 180 | PB3270TO | 160 | WL144 | 1 |
| KTD50 | 183 | PB2244 | 180 | PB3271 | 160 | WL180 | 29 |
| KTD65 | 184 | PB2244TO | 180 | PB3271TO | 160 | WL181 | 47 |
| KTD70 | 184 | PB2270 | 160 | PB3272 | 160 | WL234 | 153 |
| KTD75 | 184 | PB2270TO | 160 | PB3272TO | 160 | WL240 | 179 |
| KTF10 | 184 | PB2271 | 160 | PB3273 | 160 | WL241 | 179 |
| KTF25 | 184 | PB2271TO | 160 | PB3273TO | 160 | WL242 | 179 |
| KTF30 | 185 | PB2272 | 160 | PB3274 | 160 | WL243 | 179 |
| KTF40 | 184 | PB2272TO | 160 | PB3274TO | 160 | WL244 | 179 |
| KTF50 | 183 | PB2273 | 160 | PB3338B | 174 | WL270 | 159 |
| KTF65 | 184 | PB2273TO | 160 | PB3338BTO | 174 | WL271 | 159 |
| KTF70 | 184 | PB2274 | 160 | PB3338C | 174 | WL272 | 159 |
| KTF75 | 184 | PB2274TO | 160 | PB3338CTO | 174 | WL273 | 159 |
| P02019 | 29 | PB2338B | 173 | PB3338D | 174 | WL274 | 159 |
| PB104 | 189 | PB2338BTO | 173 | PB3338DTO | 174 | WL338B | 173 |
| PB105 | 189 | PB2338C | 173 | PB3338F | 174 | WL338C | 173 |
| PB2101 | 14 | PB2338CTO | 173 | PB3338FTO | 174 | WL338D | 173 |
| PB2101TO | 14 | PB2338D | 173 | PB3361 | 23 | WL338F | 173 |
| PB2104 | 188 | PB2338DTO | 173 | PB3361TO | 23 | WL361 | 21 |
| PB2104TO | 188 | PB2338F | 173 | PB3711 | 198 | WL711 | 197 |
| PB2105 | 188 | PB2338FTO | 173 | PB3711TO | 198 | | |