

\$7.50 USD

**WHEELPROS™**

*Two Thousand Eighteen*

## ICON INFORMATION

**NEW** New styles for 2018. Icons vary based on brand.

**custom shop** Now offering specialty two-piece fitments, custom forged wheels, unique finishes, and drill-from-blank services.

**FFT** Flow Formed Technology, or FFT, is a unique casting process where several powerful hydraulic rollers exert tremendous pressure on the inner bead to manipulate the material flowing into the rim wall in a manner that the thickness of the wall can be reduced while maintaining the strength and durability of a thicker and heavier wheel.

The benefit to the performance enthusiast, is a lighter, higher performing wheel with properties nearly identical to forged wheels at a competitive price.

**WHEELPROS.COM**

## WHEELPROS

CUSTOM SHOP	02
XD SERIES	04
XD FORGED	24
KMC WHEELS	26
ROCKSTAR	36
MOTO METAL	38
MOTO METAL FORGED	48
AMERICAN RACING	50
AMERICAN RACING FORGED	70
ATX	82
MOTEGI	86
MOTEGI FORGED	96
ASANTI BLACK LABEL	98
ASANTI OFF-ROAD	106
HELO	114
OE CREATIONS	118
POWERSPORTS DIVISION	122
OTR - ATX SEMI WHEELS	136
READY LIFT SUSPENSIONS	138
TIRES	140



**custom  
shop**

# BUILD PROCESS

Offering a wide range of fitments and finishes, the Custom Shop can build wheels to order for just about any application. With new Monoblock, Two-Piece, and Three-Piece styles, we offer more customization than ever before.

Three-Piece Wheels allow for unmatched flexibility when it comes to styles, sizes, fitments and finishes. No wheel design offers more finish and Fitment options.

Two-Piece weld together wheels offer flexibility in sizes and offsets that cannot be matched by a one-piece wheel. With sizes ranging from 14" through 28" and the ability to build offsets in 1/8" increments, there is practically no Fitment that can't be built. Two-Piece bolt together wheels allow a wide range of finish options.

Forged monoblock wheels are the ultimate blend of design, strength and weight reduction. Our monoblock wheels are made from forged 6061 aluminum to be the strongest and lightest possible offering for the most demanding enthusiast.

Custom finishes create a uniquely personalized look. The Wheel Pros Custom Shop offers a wide range of custom finishes including an extensive stock of paint colors, powder coating, plating, tinted clear coats and even vehicle paint color matching.



[WHEELPROS.COM/CUSTOMSHOP](http://WHEELPROS.COM/CUSTOMSHOP)  
TOLL FREE 855.327.2684 • [CUSTOMSHOP@WHEELPROS.COM](mailto:CUSTOMSHOP@WHEELPROS.COM)



**X<sup>KMC</sup>D™**  
**2018**  
**WHEELS**

XD SERIES RIP THROUGH LIMITS. THEY THRIVE ON THE DIRT AND CHAOS OF EXTRA-DUTY OFF-ROAD RACING. THEY ARE BUILT FOR THOSE WHO NEED PRECISE EQUIPMENT FOR AN IMPRECISE ENVIRONMENT. LIGHTWEIGHT, STRONG, AND RACE-TESTED, THESE WHEELS ARE ALWAYS READY TO TAKE ON THE NEXT CHALLENGE.



WHEEL STYLE	WHEEL SIZE
XD134 ADDICT 2	17x8.5 +0



GLOSS BLACK MILLED W/ ANODIZED BLACK RING      CHROME W/ ANODIZED BLACK RING

**XD839 CLAMP** LUG 5 | 6 | 8

SIZE	OFFSET
20 x 9	0,+18
20 x 12	-44
22 x 10	-18

**NEW**

\*Patent Pending  
\*Black Cap Ring included as option.



GLOSS BLACK MILLED      CHROME

**XD836 FURY** LUG 5 | 6 | 8

SIZE	OFFSET
20 x 9	0,+18
20 x 12	-44
22 x 10	-18

**NEW**

\*Patent Pending

\*Shown w/ Anodized Red Ring Cap.



GLOSS BLACK MILLED      CHROME

**XD838 MAMMOTH** LUG 5 | 6 | 8

SIZE	OFFSET
20 x 9	0,+18,+30
20 x 12	-44
22 x 10	-18
24 x 14	-76

**NEW**

\*Patent Pending



GLOSS BLACK MILLED W/ ANODIZED BLACK RING      SATIN BLACK W/ GRAY TINT ANODIZED BLACK RING

**XD837 DEMODOG** LUG 5 | 6 | 8

SIZE	OFFSET
20 x 9	0,+18
20 x 10	-18
20 x 12	-44

**NEW**

\*Patent Pending  
\*Black Cap Ring included as option.

\*Shown w/ Anodized Red Ring Cap.



**WHEEL STYLE**      **WHEEL SIZE**  
XD837 DEMODOG      20x12 -44

2018 KMC WHEELS.COM @KMCWHEELS

2018 KMC WHEELS.COM @KMCWHEELS



SATIN BLACK/ DARK TINT W/ ANODIZED RED RING      SATIN BLACK

**XD137 FMJ** LUG 5 | 6 | 8

SIZE	OFFSET
17 x 9	-12
20 x 9	0
20 x 12	-44



\*Patent Pending



SATIN BLACK

**XD136 PANZER** LUG 5 | 6 | 8

SIZE	OFFSET
17 x 9	-12
20 x 9	0
20 x 12	-44



\*Patent Pending



WHEEL STYLE      WHEEL SIZE  
XD137 FMJ      20x12 -44



**WHEEL STYLE**   **WHEEL SIZE**  
 XD134 ADDICT 2   17x8.5 0



SATIN BLACK   MACHINED  
**XD231 BEADLOCK**   **RG RACE**   LUG 5 | 6 | 8  
 SIZE   OFFSET  
 17 x 8.5   0  
**NEW**  
 \*Off-Road Use Only



MATTE BRONZE W/ MATTE BLACK LIP   MATTE BLACK   MATTE GRAY W/ MATTE BLACK LIP  
**XD135 GRENADE OFF-ROAD**   LUG 5 | 6 | 8  
 SIZE   OFFSET  
 17 x 8.5   0  
 17 x 9   +18  
 18 x 8.5   0  
 20 x 9   +18  
**NEW**  
 \*Reg. U.S. Pat. No. D772,132



MATTE BLACK   MATTE BRONZE W/ MATTE BLACK LIP   MACHINED MATTE BLACK  
**XD134 ADDICT 2**   LUG 5 | 6 | 8  
 SIZE   OFFSET  
 17 x 8.5   0  
 17 x 9   +18  
 18 x 8.5   0  
**NEW**  
 \*Patent Pending



**WHEEL STYLE**   **WHEEL SIZE**  
 XD832 FUSION   20x12 -44



GLOSS BLACK MILLED   GLOSS BLACK MACHINED

**XD831 CHOPSTIX** LUG 5 | 6 | 8

SIZE	OFFSET
20 x 10	-24
20 x 12	-44
22 x 12	-44

\*Reg. U.S. Pat. No. D800,629



SATIN BLACK W/ DARK TINT   GLOSS BLACK

**XD829 HOSS 2** LUG 5 | 6 | 8

SIZE	OFFSET	SIZE	OFFSET
17 x 9	-12,+18	20 x 12	-44
18 x 9	0,+18	20x14	-76
20 x 9	0,-12,+18	22x10	-18
20 x 10	-24	22x12	-44

\*Reg. U.S. Pat. No. D806,626



SATIN GRAY MILLED   SATIN BLACK MILLED

**XD835 SWIPE** LUG 5 | 6 | 8

SIZE	OFFSET
17 x 9	-12,+18,+30
18 x 9	0,+18
20 x 9	-12,+18,+40
20 x 10	-18
20 x 12	-44

\*Reg. U.S. Pat. No. D802,512



SATIN GRAY MILLED   SATIN BLACK MILLED

**XD834 CYCLONE** LUG 5 | 6 | 8

SIZE	OFFSET
18 x 9	0,+18
20 x 9	-12,+18
20 x 10	-18
20 x 12	-44
22 x 10	-18

\*Reg. U.S. Pat. No. D800,633



MATTE BLACK W/ DARK TINT   GLOSS BLACK MILLED   CHROME

**XD828 DELTA** LUG 5 | 6 | 8

SIZE	OFFSET
20 x 9	-12,+18
20 x 12	-44
22 x 10	-18
22 x 14	-76

\*Reg. U.S. Pat. No. D788,677



GLOSS BLACK MACHINED   SATIN BLACK MILLED

**XD826 SURGE** LUG 5 | 6 | 8

SIZE	OFFSET
20 x 10	-24
20 x 12	-44
22 x 12	-44



SATIN BLACK MILLED W/ RED RING   SATIN BLACK MILLED W/ BLACK RING   SATIN BLACK MILLED W/ NO RING

**XD833 RECOIL** LUG 5 | 6 | 8

SIZE	OFFSET
17 x 9	-12,+18,+30
20 x 9	-12,+18,+30
20 x 12	-44
22 x 10	-18
22 x 14	-76

\*Reg. U.S. Pat. No. D798,786  
 \*Reversible Ring Included



GLOSS BLACK MACHINED   SATIN BLACK

**XD832 FUSION** LUG 5 | 6 | 8

SIZE	OFFSET
18 x 9	0, +18
20 x 9	-12, +18
20 x 10	-24
20 x 12	-44

\*Reg. U.S. Pat. No. D802,509



PVD CENTER W/ GLOSS BLACK LIP   SATIN BLACK W/ DARK TINT   CHROME   GLOSS BLACK MILLED

**XD825 BUCK 25** LUG 5 | 6 | 8

SIZE	OFFSET
20 x 9	0,+18,+25,+30
20 x 10	-24
20 x 12	-44
20 x 14	-76
22 x 10	-18



MATTE BLACK W/ BLACK ACCENTS

**XD822 MONSTER 2** LUG 5 | 6 | 8

SIZE	OFFSET
17 x 9	-12,+18,+30
18 x 9	+18
18 x 10	-24
20 x 9	0,+18
20 x 10	-24

\*Reg. U.S. Pat. No. D747,253/D742,293/  
 D712,333/D709,020





SATIN BLACK MILLED

SATIN BLACK MACHINED FACE

**XD820 GRENADE** LUG 5 | 6 | 8

SIZE	OFFSET	SIZE	OFFSET
16 x 7	+42	20 x 9	0,+18,+25
17 x 7.5	+45	20 x 10	-24
17 x 8.5	0	20 x 12	-44
17 x 9	-12	22 x 9.5	0,+15,+25,+30
18 x 8	+38,+48	22 x 10	-24
18 x 9	-12,+18	22 x 12	-44

\*Reg. U.S. Pat. No. D772,132  
\*Blue and Red Tint Finishes are Available.



CHROME

SATIN BLACK

**XD820 GRENADE** LUG 5 | 6 | 8

SIZE	OFFSET	SIZE	OFFSET
16 x 7	+42	20 x 9	0,+18,+25
17 x 7.5	+45	20 x 10	-24
17 x 8.5	0	20 x 12	-44
17 x 9	-12	22 x 9.5	0,+15,+25,+30
18 x 8	+38,+48	22 x 10	-24
18 x 9	-12,+18	22 x 12	-44

\*Reg. U.S. Pat. No. D772,132  
\*Blue and Red Tint Finishes are Available.



SATIN BLACK MILLED

SATIN BLACK

**XD818 HEIST** LUG 5 | 6 | 8

SIZE	OFFSET	SIZE	OFFSET
16 x 8	+10	20 x 9	+18,+30
17 x 8	+35	20 x 10	-24
17 x 9	+30	20 x 12	-44
18 x 8	+35	22 x 9.5	15
18 x 9	+18,+30		

\*Reg. U.S. Pat. No. D715,721  
\*8 LUG Available in 20 x 12 Only



CHROME

**XD809 RIOT** LUG 5 | 6 | 8

SIZE	OFFSET
20 x 9	+18
20 x 10	-24
20 x 12	-44

\*Reg. U.S. Pat. No. D695,195/D695,195/  
D709,017/D735,631



GLOSS BLACK MILLED

**XD815 BATTALION DUALLY** LUG 8

SIZE	OFFSET
17 x 6	-134,+111
22 x 8.25	-265,-200,-175,+127

\*Reg. U.S. Pat. No. D711,304



MATTE BLACK

**XD801 CRANK** LUG 5 | 6 | 8

SIZE	OFFSET
17 x 9	0
18 x 9	0
20 x 9	0



MATTE BLACK MATTE BLACK MACHINED

**XD798 ADDICT** LUG 5 | 6 | 8

SIZE	OFFSET
16 x 9	-12
17 x 9	-12,+18
18 x 9	-12,+18
20 x 9	-12,+18



GLOSS BLACK MACHINED CHROME

**XD797 SPY** LUG 5 | 6 | 8

SIZE	OFFSET
17 x 8	+18
17 x 9	-12
18 x 8.5	+18
18 x 9	-12
20 x 8.5	+18
20 x 9	-12

\*Reg. U.S. Pat. No. D578,458



GLOSS BLACK GLOSS BLACK MACHINED CHROME

**XD795 HOSS** LUG 5 | 6 | 8

SIZE	OFFSET
16 x 8	0
17 x 9	-12,+18
18 x 9	-12,+18,+30
20 x 8.5	+50
20 x 9	-12,+18,+30
22 x 9.5	0,+30

\*Reg. U.S. Pat. No. D590,317



GLOSS BLACK MACHINED CHROME

**XD779 BADLANDS** LUG 5 | 6 | 8

SIZE	OFFSET
20 x 9	-12,+18
22 x 9.5	+18

\*Reg. U.S. Pat. No. D554,037



CHROME MATTE BLACK

**XD778 MONSTER** LUG 5 | 6 | 7 | 8

SIZE	OFFSET
18 x 9	-12,+18,+35
20 x 9	+18,+35
20 x 10	-12
22 x 9.5	+18,+35
22 x 11	-44

\*Reg. U.S. Pat. No. D558,115



SATIN BLACK

**XD301 TURBINE** LUG 5 | 6 | 8

SIZE	OFFSET
15 x 8	-19
16 x 8	0
17 x 8.5	-6,+25
17 x 9	-12,+18



**XD231 RG RACE**

**XD132 RG2**

**XD131 RG1**

**RG**

BORN FROM THE MIND OF RACING LEGEND ROBBY GORDON, THE RG LINEUP OF XD BY KMC WHEELS INTEGRATES TECHNOLOGY AND STYLING FROM DECADES OF RACING EXPERIENCE. FROM BAJA TO YOUR DRIVEWAY, THE RG LINEUP ADDS STYLE AND FUNCTION TO YOUR JEEP, TRUCK OR SUV.

KMCWHEELS.COM

@KMCWHEELS



CAST SERIES @KMCWHEELS 16 2018 KMCWHEELS.COM



SATIN BLACK

**XD300 PULLEY** LUG 5 | 6 | 8

SIZE	OFFSET
15 x 7	-6
16 x 8	0
17 x 8	0
17 x 9	-12



MATTE BLACK W/ MACHINED RING

MACHINED

**XD229 MACHETE CRAWL BEADLOCK** LUG 5 | 6 | 8

SIZE	OFFSET
17 x 9	-38

\*For Offroad Use Only  
\*Shown w/ Custom Pro Cap



SATIN BLACK

**XD131 RG1 BEADLOCK** LUG 5 | 6 | 8

SIZE	OFFSET
17 x 8	0
17 x 8.5	+25
17 x 9	-12



SATIN BLACK

SATIN GRAY W/ BLACK LIP

**XD130 MACHETE DUALLY** LUG 8

SIZE	OFFSET
17 x 6.5	+111,-140
20 x 7.5	+142,-152
20 x 8.5	+127,-198



MACHINED

**XD228 MACHETE DESERT BEADLOCK** LUG 5 | 6 | 8

SIZE	OFFSET
17 x 8.5	0

\*For Offroad Use Only



MACHINED

**XD222 ENDURO BEADLOCK** LUG 5 | 6 | 8

SIZE	OFFSET
17 x 8	+25
17 x 8.5	0

\*For Offroad Use Only



SATIN BLACK

**XD129 HOLESHOT** LUG 5 | 6 | 8

SIZE	OFFSET
17 x 9	-12
18 x 9	+18,+25
20 x 10	-18

\*Patent Pending  
\*Reg. U.S. Pat. No. D758,276



SATIN BLACK

MATTE GRAY W/ BLACK RING

MACHINED FACE W/ BLACK RING

**XD128 MACHETE** LUG 5 | 6 | 8

SIZE	OFFSET
16 x 8	0
17 x 8.5	0
17 x 9	-12,+18
20 x 9	0,+18,+25
20 x 10	-18



SATIN BLACK MACHINED W/ DARK TINT

SATIN GRAY W/ BLACK LIP

SATIN BLACK

**XD133 FUSION OFF-ROAD** LUG 5 | 6 | 8

SIZE	OFFSET
17 x 9	-12
18 x 9	0

\*Reg. U.S. Pat. No. D800,628



SATIN BLACK

MACHINED

SATIN BLACK W/ OPTIONAL ORANGE RING

**XD132 RG2** LUG 5 | 6 | 8

SIZE	OFFSET
17 x 9	-12
18 x 9	+0

\*Reg. U.S. Pat. No. D800,630  
\*Optional Orange Ring Available



SATIN BLACK

SATIN GRAY W/ SATIN BLACK RING

**XD127 BULLY** LUG 5 | 6 | 8

SIZE	OFFSET	SIZE	OFFSET
16 x 8	0	18 x 9	-12,+18
17 x 8.5	0	20 x 9	0,+18,+25
17 x 9	-12,+18	20 x 10	-24

\*Reg. U.S. Pat. No. D651,959



MATTE BLACK

MACHINED W/ CLEAR COAT

**XD122 ENDURO BEADLOCK** LUG 5 | 6 | 8

SIZE	OFFSET
15 x 7	-6
15 x 9	-12
16 x 8	0
16 x 9	-12
18 x 9	0

2018 KMC WHEELS  
CAST SERIES @KMCWHEELS

2018 KMC WHEELS  
CAST SERIES @KMCWHEELS

# TWO-PIECE CAST

XD SERIES RIP THROUGH LIMITS  
TWO-PIECE BOLT TOGETHER CONSTRUCTION.

CHOOSE YOUR OWN FINISH COMBINATION FROM  
CHROME, GLOSS BLACK MILLED, OR CUSTOM.

DEEP LIP AND CONCAVE DESIGNS IN AGGRESSIVE  
OFFSETS FOR YOUR LIFTED TRUCK, SUV OR JEEP.



## XD203 CHOPSTIX LUG 5 | 6 | 8

\*Reg. U.S. Pat. No. D800,629



CHROME CENTER  
W/ GLOSS BLACK MILLED LIP

GLOSS BLACK MILLED CENTER  
W/ CHROME LIP

## XD202 BUCK 25 LUG 5 | 6 | 8

\*Reg. U.S. Pat. No. D772,132



CHROME CENTER  
W/ GLOSS BLACK MILLED LIP

GLOSS BLACK MILLED CENTER  
W/ CHROME LIP

## XD201 GRENADE LUG 5 | 6 | 8

\*Reg. U.S. Pat. No. D772,132



CHROME CENTER  
W/ GLOSS BLACK MILLED LIP

GLOSS BLACK MILLED CENTER  
W/ CHROME LIP

## XD200 HEIST LUG 5 | 6 | 8

\*Reg. U.S. Pat. No. D715,721



CHROME CENTER  
W/ GLOSS BLACK MILLED LIP

GLOSS BLACK MILLED CENTER  
W/ CHROME LIP

### XD TWO-PIECE CAST SPECIFICATIONS

SIZE	OFFSET	SIZE	OFFSET
20 x 10	-18	22 x 10	-18
20 x 12	-44	22 x 12	-44



WHEEL STYLE WHEEL SIZE  
XD203 CHOPSTIX 22x10 -18



TWO-PIECE CAST  
@KMCWHEELS

22

2018  
KMCWHEELS.COM



TWO-PIECE CAST  
@KMCWHEELS

23

2018  
KMCWHEELS.COM

WHEEL STYLE: XD200 HEIST  
WHEEL SIZE: 22x12 -44

# FORGED



TWO-PIECE FORGED POLISHED TWO-PIECE CUSTOM FINISH

## XD406 FRINGE LUG 5 | 6 | 8

SIZE	OFFSET	<i>custom shop</i>
22 x 12	-44	*Custom Offsets Available
22 x 14	-76	



TWO-PIECE FORGED POLISHED TWO-PIECE CUSTOM FINISH

## XD405 HOLESHOT LUG 5 | 6 | 8

SIZE	OFFSET	<i>custom shop</i>
22 x 12	-44	*Custom Offsets Available
22 x 14	-76	



TWO-PIECE FORGED POLISHED TWO-PIECE CUSTOM FINISH

## XD404 SURGE LUG 5 | 6 | 8

SIZE	OFFSET	<i>custom shop</i>
22 x 12	-44	*Custom Offsets Available *True Directional
22 x 14	-76	



TWO-PIECE FORGED POLISHED TWO-PIECE CUSTOM FINISH

## XD403 CHOPSTIX LUG 5 | 6 | 8

SIZE	OFFSET	<i>custom shop</i>
22 x 12	-44	*Custom Offsets Available *Reg. U.S. Pat. No. D800,629
22 x 14	-76	



TWO-PIECE FORGED POLISHED TWO-PIECE CUSTOM FINISH

## XD402 SYNDICATE LUG 5 | 6 | 8

SIZE	OFFSET	<i>custom shop</i>
22 x 12	-44	*Custom Offsets Available
22 x 14	-76	



TWO-PIECE FORGED POLISHED TWO-PIECE CUSTOM FINISH

## XD401 DAISY CUTTER LUG 5 | 6 | 8

SIZE	OFFSET	<i>custom shop</i>
22 x 12	-44	*Custom Offsets Available *Reg. U.S. Pat. No. D715,721
22 x 14	-76	

WHEEL STYLE  
XD404 SURGE



**Kmc**<sup>TM</sup>  
W H E E L S



**Kmc**<sup>TM</sup>  
W H E E L S

*KMC is redefining performance on and off the asphalt with innovation, style, and a relentless pursuit to confront possibility. We are for the rule breaking, game-changing individuals who defy conventional thinking in motor sports and use machines to pull off the impossible.*

**WHEEL STYLE** **WHEEL SIZE**  
KM707 CHANNEL 22x9.5 +30



SATIN BLACK W/  
CHROME INSERTS

**KM710 TAKEDOWN** LUG 5 | 6  
**NEW**  
 SIZE OFFSET  
 20 x 8.5 +38  
 22 x 9.5 +30  
 24 x 9.5 +30



BRUSHED SILVER SATIN BLACK

**KM706 IMPACT** LUG 5  
**NEW**  
 SIZE OFFSET  
 18 x 8 +38  
 20 x 8.5 +25,+35  
 20 x 10 +40

\*Patent Pending



SATIN BLACK CHARCOAL BRUSHED SILVER

**KM709 FLUX** LUG 5  
**NEW**  
 SIZE OFFSET  
 20 x 8.5 +25,+35  
 20 x 10 +40



SATIN BLACK CHROME BRUSHED SILVER

**KM707 CHANNEL** LUG 5 | 6  
**NEW**  
 SIZE OFFSET  
 20 x 9 +30  
 22 x 9.5 +30  
 24 x 9.5 +30



**KMC**  
WHEELS

WHEEL STYLE WHEEL SIZE  
 KM707 CHANNEL 22x9.5 +30





**KM708 BULLY** LUG 5

SIZE	OFFSET
15 x 7	+10
16 x 7.5	+30
17 x 8	+38
18 x 8	+38

**NEW**

\*Patent Pending



SATIN BLACK



MATTE BRONZE

**WHEEL STYLE**   **WHEEL SIZE**  
 KM708 BULLY   17x8 +38



**WHEEL STYLE**      **WHEEL SIZE**  
 KM704 DISTRICT TRUCK 22x9.5 +30



SATIN BLACK MILLED      20-22 PVD/24-CHROME      SATIN BLACK

**KM700 REVERT** LUG 5 | 6

SIZE	OFFSET
20 x 9	+15,+35
22 x 9.5	+15,+38
24 x 9.5	+15,+38

\*Patent Pending



SATIN BLACK      BRONZE

**KM696 PIVOT** LUG 5

SIZE	OFFSET
20 x 8.5	+35
20 x 9.5	+38,+48
22 x 9.5	+38,+48
22 x 10.5	+38



GLOSS BLACK      CHROME

**KM705 BURST** LUG 5 | 6

SIZE	OFFSET
20 x 8.5	+15,+35
22 x 9	+15,+30
24 x 9.5	+15,+30

\*Patent Pending



SATIN BLACK      MATTE BLACK W/ DARK TINT

**KM704 DISTRICT TRUCK** LUG 5 | 6

SIZE	OFFSET
20 x 8.5	+15,+38
22 x 9	+15,+30
24 x 9	+30

\*Patent Pending



SATIN BLACK

**KM694 WISHBONE** LUG 5

SIZE	OFFSET
18 x 8	+35
20 x 8.5	+20,+38
20 x 9.5	+38,+45
22 x 9	+20

\*Patent Pending



SATIN BLACK W/ TINTED FACE      SATIN BLACK

**KM695 CROSSHAIR** LUG 5 | 6

SIZE	OFFSET
20 x 8.5	+15,+35
22 x 9	+15,+35
24 x 9.5	+15,+35
26 x 9.5	+15,+35



BRUSHED FACE W/ BLACK WINDOWS      BLACK W/ TITANIUM BLACK FACE

**KM703 MONOPHONIC** LUG 5

SIZE	OFFSET
18 x 8.5	+35
18 x 9.5	+35,+45
19 x 8.5	+35
19 x 9.5	+35,+45
20 x 9	+25,+38
20 x 10	+35,+45



SATIN GRAY MILLED      SATIN BLACK MILLED      CHROME

**KM702 DEUCE** LUG 5 | 6

SIZE	OFFSET
20 x 8.5	+15,+35
22 x 9	+15,+30
24 x 9.5	+15,+30

\*Patent Pending



**WHEEL STYLE**      **WHEEL SIZE**  
 KM694 WISHBONE 20x9.5 +38



SATIN BLACK GUN METAL

**KM691 SPIN** LUG 5

SIZE	OFFSET	SIZE	OFFSET
18 x 8	+35,+40	20 x 8.5	+35
19 x 8.5	+35	20 x 9	+38
19 x 9.5	+35,+40	20 x 10	+40

\*Reg. U.S. Pat. No. D763,157



SILVER MACHINED SATIN BLACK MACHINED

**KM685 DISTRICT** LUG 5

SIZE	OFFSET
18 x 8	+38
19 x 8.5	+35,+42
19 x 9.5	+35,+42
20 x 8.5	+28,+35
20 x 10.5	+35,+45
22 x 9	+15,+20,+35
22 x 10.5	+20,+28,+40

CONCAVE VIEW WHEEL SHOWN \*22 X 10.5



SATIN BLACK MATTE BRONZE

**KM685 DISTRICT** LUG 5

SIZE	OFFSET
18 x 8	+38
19 x 8.5	+35,+42
19 x 9.5	+35,+42
20 x 8.5	+28,+35
20 x 10.5	+35,+45
22 x 9	+15,+20,+35
22 x 10.5	+20,+28,+40

CONCAVE VIEW WHEEL SHOWN \*22 X 10.5



CHROME GLOSS BLACK

**KM677 D2** LUG 5 | 6

SIZE	OFFSET
19 x 8.5	+35,+45
20 x 8.5	+10,+35
22 x 9.5	+12,+35
24 x 9.5	+12,+35



GLOSS BLACK

**KM651 SLIDE** LUG 5 | 6

SIZE	OFFSET
20 x 8.5	+10,+38
22 x 9.5	+15,+38
24 x 9.5	+18,+25
26 x 10	+28

\*Reg. U.S. Pat. No. D548,167



CHROME

**KM651 SLIDE** LUG 5 | 6

SIZE	OFFSET
20 x 8.5	+10,+38
22 x 9.5	+15,+38
24 x 9.5	+18,+25
26 x 10	+28

\*Reg. U.S. Pat. No. D548,167

**WHEEL STYLE** WHEEL SIZE  
KM685 DISTRICT 22x9 +35

# RS3

**XD827 ROCKSTAR III** LUG 5 | 6 | 8

SIZE	OFFSET
17 x 8	+20
17 x 9	-12
18 x 9	0
20 x 9	-12,+18,+25
20 x 10	-24
20 x 12	-44
22 x 10	-18
22 x 12	-44


\*Reg. U.S. Pat. No. D801,903/ D786,167/ D786,168/ D794,534/ D792,831/ D792,317/ D794,533



MATTE BLACK W/ NO INSERTS

MATTE BLACK W/ INSERTS

MATTE BLACK MACHINED W/ BLACK INSERTS



## STAR 5PK

COLOR	SIZE
BLUE	17
ORANGE	18
CHROME	20
RED	22
GLOSS BLACK	
WHITE	
GREEN	
YELLOW	
MATTE BLACK	

## RING 1PK

COLOR	SIZE
BLUE	17
ORANGE	18
CHROME	20
RED	22
GLOSS BLACK	
WHITE	
GREEN	
YELLOW	
MATTE BLACK	

## FULL SPOKE INSERTS 5PK

COLOR	SIZE
BLUE	17 x 8
ORANGE	17 x 9
CHROME	18 x 9
RED	20 x 9
GLOSS BLACK	20 x 10
WHITE	20 x 12
GREEN	22 x 10
YELLOW	22 x 12
MATTE BLACK	


## MID SPOKE 5PK

COLOR	SIZE
BLUE	17 x 8
ORANGE	17 x 9
CHROME	18 x 9
RED	20 x 9
GLOSS BLACK	20 x 10
WHITE	20 x 12
GREEN	22 x 10
YELLOW	22 x 12
MATTE BLACK	

## SPLIT SPOKE 5PK

COLOR	SIZE
BLUE	17 x 8
ORANGE	17 x 9
CHROME	18 x 9
RED	20 x 9
GLOSS BLACK	20 x 10
WHITE	20 x 12
GREEN	22 x 10
YELLOW	22 x 12
MATTE BLACK	

## AVAILABLE ACCESSORIES



STAR

RING

FULL SPOKE INSERT

MID SPOKE

SPLIT SPOKE

## ROCKSTAR CUSTOMIZATION

True Wheel Customization is Now in Your Hands. Introducing the ROCKSTAR III Series: The most customizable ROCKSTAR Wheel yet. Choose a Matte Black or Matte Black Machined base and you're ready to go. Now that you can switch things up on your terms, you'll stand out like never before.



# RS2

**XD811 ROCKSTAR II** LUG 5 | 6 | 7 | 8

SIZE	OFFSET	SIZE	OFFSET
17 x 8	+10,+35	20 x 12	-44
17 x 9	-12	22 x 9.5	+12,+35
18 x 9	+0,+30	22 x 12	-44
20 x 9	-12,+18,+30	24 x 12	-44

\*Reg. U.S. Pat. No. D711,808/D701,481/ D709,018



MATTE BLACK MACHINED W/ BLACK INSERTS

MATTE BLACK W/ BLACK INSERTS

## AVAILABLE ACCESSORIES

### STAR 5PK FINS 5PK

COLOR	SIZE	COLOR
RED	17 x 8	RED
WHITE	17 x 9	WHITE
GREEN	18 x 9	GREEN
GLOSS BLACK	20 x 9	GLOSS BLACK
BLUE	20 x 12	BLUE
MATTE BLACK	22 x 9.5	MATTE BLACK
YELLOW	22 x 12	YELLOW
CHROME	24 x 12	CHROME
ORANGE		ORANGE



# RS1

**XD775 ROCKSTAR** LUG 5 | 6 | 7 | 8

SIZE	OFFSET
17 x 8	+10,+35
17 x 9	-12
18 x 9	+0
20 x 8.5	+10,+35
20 x 10	-24
20 x 12	-44
22 x 9.5	+12,+38
22 x 12	-44
24 x 12	-44

\*Reg. U.S. Pat. No. D509,783



CHROME

MATTE BLACK

MATTE BLACK MACHINED

**XD775 ROCKSTAR DUALY** LUG 8

SIZE	OFFSET
16 x 6	-134,+111
17 x 6	-134,+111



MATTE BLACK

CHROME

**KM775 ROCKSTAR CAR** LUG 4 | 5

SIZE	OFFSET
17 x 7.5	+21,+42
18 x 8	+42
20 x 8	+32,+42
20 x 10	+35
22 x 8.5	+42




MATTE BLACK



SKINNYS for GUNS

THE GRANT BOYS

MOTO METAL



WHEELS

Moto Metal is loud and ultimately it stands united to defend its persona of eclectic rebellion in the face of society. Not for the mainstream...for the wild. Moto Metal wheels are the ultimate symbol of a culture of unapologetic individuals. Like their owners, they don't play by rules. They are the final piece of a machine built to challenge the norm - loud, and ready to drop jaws.

MOTO METAL

WHEEL STYLE MO402 WHEEL SIZE 24x14 -76



**M0991 RUCKUS**



GLOSS BLACK MILLED

SIZE	OFFSET	LUG 5   6   8
17 x 9	-12	<b>NEW</b> *Patent Pending
20 x 9	0	
20 x 12	-44	

**M0990 ROTARY**



GLOSS BLACK GLOSS BLACK MACHINED

SIZE	OFFSET	LUG 5   6   8
17 x 9	-12	<b>NEW</b>
20 x 9	0	
20 x 12	-44	

**M0988 MELEE**



GLOSS BLACK MILLED CHROME

SIZE	OFFSET	LUG 5   6   8
20 x 9	0,+18	<b>NEW</b> *Patent Pending
20 x 10	-18	
20 x 12	-44	
22 x 10	-18	
22 x 12	-44	

**M0987 SENTRY**



GLOSS SILVER CENTER W/ GLOSS BLACK LIP

SIZE	OFFSET	LUG 5   6   8
20 x 9	0,+18	<b>NEW</b> *Chrome Inserts Included
20 x 12	-44	
22 x 10	-18	

**M0986 SIEGE**



GLOSS BLACK MACHINED CHROME

SIZE	OFFSET	LUG 5   6   8
20 x 9	0,+18	<b>NEW</b>
20 x 12	-44	
22 x 10	-18	
24 x 14	-76	

**M0985 BREAKOUT**



GLOSS BLACK MACHINED CHROME

SIZE	OFFSET	LUG 5   6   8
20 x 9	0,+18	<b>NEW</b> *Patent Pending
20 x 10	-18	
20 x 12	-44	
22 x 10	-18	
22 x 10	-18	



**MOTO METAL**

WHEEL STYLE WHEEL SIZE  
M0985 BREAKOUT 20x12 -44

# MOTO METAL



**CUSTOM INSERT**  
CAN BE ROTATED OR REVERSED  
FOR EIGHT DIFFERENT LOOKS

## M0989 | CHANGEUP

**CAP FEATURES**  
REMOVABLE LOGO FOR  
EASY CUSTOMIZABLE DESIGN



\*CUSTOM PAINTED  
PLATE SHOWN

- ★ STAINLESS-STEEL FACE PLATE THAT CAN BE ATTACHED TO THE WHEEL IN 8 DIFFERENT WAYS. ★
- ★ PLATE HELD ON BY 30 STAINLESS BOLTS AND METAL STABILIZATION RING. ★
- ★ CAP FEATURES REMOVABLE MOTO METAL LOGO. ★



## M0989 CHANGEUP

GLOSS BLACK MILLED WITH BRUSHED FACE PLATE


SIZE 20 x 12    OFFSET -44    LUG 5 | 6 | 8

**NEW**

\*Patent Pending  
\*Custom Finishes  
Offered for Inserts

"Changeup" allows you to do just that whenever you want. The M0989 Changeup features a stainless-steel face plate that can be rotated or flipped to change the appearance of the wheel instantly. The plate is held on with 30 stainless steel button head bolts that allow you to remove the plate without dismounting your wheel.

**MOTO METAL**



**MOTO METAL**

WHEEL STYLE  
M0970 \*Shown w/ Custom Finish

### M0981 SPADE



GLOSS BLACK MACHINED



CHROME

SIZE	OFFSET	LUG 5   6   8
20 x 10	-24	
20 x 12	-44	
22 x 12	-44	

### M0979 BUCKSHOT



CHROME W/ GUN METAL INSERTS



SATIN BLACK W/ GUN METAL INSERTS

SIZE	OFFSET	LUG 5   6   8
20 x 10	-24	*Patent Pending *Removable Ring and Spoke Inserts
20 x 12	-44	
22 x 12	-44	

### M0978 RAZOR



SATIN BLACK MACHINED



SATIN BLACK MACHINED W/  
RED TINT CLEAR

SIZE	OFFSET	LUG 5   6   8
18 x 9	+18	*Reg. U.S. Pat. No. D788,677
18 x 10	-24	
20 x 9	+18	
20 x 10	-24	
20 x 12	-44	
22 x 12	-44	

CAST SERIES  
@MOTOMETALWHEELS

CAST SERIES  
@MOTOMETALWHEELS

### M0984 SHIFT



MATTE BLACK W/ GLOSS BLACK INSERTS

### M0983 DAGGER



GLOSS BLACK MILLED

### M0982 AMP



GLOSS BLACK MILLED

SIZE	OFFSET	LUG 5   6   8
17 x 9	-12	
18 x 10	-24	
20 x 9	0	
20 x 12	-44	
22 x 10	-18	
24 x 12	-44	



MATTE GRAY W/  
GLOSS BLACK INSERTS    MATTE BLACK W/  
NO INSERTS

SIZE	OFFSET	LUG 5   6   8
17 x 9	-12,+18,+30	*Reg. U.S. Pat. No. D805,455
18 x 9	+12,+18,+30	
20 x 9	-12,+18,+30	
20 x 10	-24	
20 x 12	-44	
22 x 14	-76	



SATIN GRAY MILLED

SIZE	OFFSET	LUG 5   6   8
17 x 9	-12	*Reg. U.S. Pat. No. D799,395
18 x 9	0,+18	
20 x 9	-12,+18,+30	
20 x 10	-24	
20 x 12	-44	
22 x 10	-18	

### M0977



SATIN BLACK



BLACKOUT    SATIN GRAY

SIZE	OFFSET	LUG 5   6   8
17 x 9	+8,+25	*Patent Pending
18 x 10	-24	
20 x 9	+18,+25	
20 x 10	-24	
20 x 12	-44	
22 x 10	-18	

### M0970



GLOSS GRAY CENTER W/ BLACK LIP



GLOSS BLACK W/  
MACHINED FACE    SATIN BLACK MILLED

SIZE	OFFSET	LUG 5   6   8
16 x 7	+42	
16 x 8	0	
17 x 8	0,+40,+42,+50	
17 x 9	-12	
18 x 9	+18	
18 x 10	-24	
20 x 9	0,+18,+45	
20 x 10	-18,-24	
20 x 12	-44	
22 x 10	-18	

### M0969

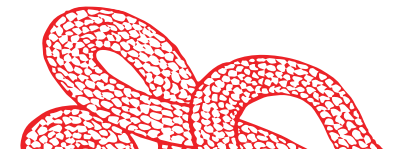


SATIN BLACK W/ CHROME INSERTS



SATIN BLACK W/ RED INSERTS

SIZE	OFFSET	LUG 5   6   8
18 x 9	0	*Satin Black Includes Two Sets of Inserts (Chrome and Red)
18 x 10	-24	*Chrome Includes Two Sets of Inserts (Black and Red)
20 x 9	0	*Patent Pending
20 x 12	-44	
22 x 12	-44	





**M0963 DUALY**



MATTE BLACK MACHINED

SIZE	OFFSET	LUG 8
16 x 6	+111,-134	
17 x 6	+111,-134	

**M0963 DUALY**



PVD

SIZE	OFFSET	LUG 8
16 x 6	+111,-134	
17 x 6	+111,-134	

**M0961**



SATIN BLACK W/ CHROME INSERTS



CHROME W/ RED INSERTS

SIZE	OFFSET	LUG 5   6   8
18 x 9	+18	*Includes Two Sets of Inserts (Chrome and Red)
18 x 10	-24	
20 x 9	+18	
20 x 10	-24	



WHEEL STYLE M0962

**M0962**



GLOSS BLACK W/ MILLED ACCENTS

**M0962**



PVD CENTER W/ GLOSS BLACK LIP

**M0951**



GLOSS BLACK MACHINED



CHROME

SIZE	OFFSET	LUG 5   6   8
17 x 10	-24	*Red. U.S. Pat. No. D671,483
18 x 9	0	
18 x 10	-24	
18 x 12	-44	
20 x 9	0	
20 x 10	-24	
20 x 12	-44	
22 x 10	-24	
22 x 14	-76	



SATIN GRAY MILLED

SIZE	OFFSET	LUG 5   6   8
17 x 10	-24	*Red. U.S. Pat. No. D671,483
18 x 9	0	
18 x 10	-24	
18 x 12	-44	
20 x 9	0	
20 x 10	-24	
20 x 12	-44	
22 x 10	-24	
22 x 14	-76	



CHROME

SIZE	OFFSET	LUG 5   6   8
16 x 8	0	*Red. U.S. Pat. No. D597,012
16 x 9	-12	
17 x 9	-12	
18 x 9	-12,+18,+30	
20 x 9	+18,+30	
20 x 10	-24	

**TWO-PIECE CAST**



TWO-PIECE BOLT TOGETHER CONSTRUCTION.

CHOOSE YOUR OWN FINISH COMBINATION FROM CHROME, GLOSS BLACK MILLED OR CUSTOM.

DEEP LIP AND CONCAVE DESIGNS IN AGGRESSIVE OFFSETS FOR YOUR LIFTED TRUCK, SUV OR JEEP.

**M0202 | TWO-PIECE CAST**



CHROME CENTER W/ GLOSS BLACK MILLED LIP

**M0201 | TWO-PIECE CAST**



CHROME CENTER W/ GLOSS BLACK MILLED LIP

**M0200 | TWO-PIECE CAST**



CHROME CENTER W/ GLOSS BLACK MILLED LIP



GLOSS BLACK MILLED CENTER W/ CHROME LIP

SIZE	OFFSET	LUG 5   6   8
20 x 10	-18	<b>custom shop</b>
20 x 12	-44	
22 x 10	-18	
22 x 10	-18	
22 x 12	-44	



GLOSS BLACK MILLED CENTER W/ CHROME LIP

SIZE	OFFSET	LUG 5   6   8
20 x 10	-18	<b>custom shop</b>
20 x 12	-44	
22 x 10	-18	
22 x 10	-18	
22 x 12	-44	



GLOSS BLACK MILLED CENTER W/ CHROME LIP

SIZE	OFFSET	LUG 5   6   8
20 x 10	-18	<b>custom shop</b>
20 x 12	-44	
22 x 10	-18	
22 x 10	-18	
22 x 12	-44	

# FORGED MONOBLOCK



**M0404 | FORGED MONOBLOCK**



POLISHED

SIZE	OFFSET	SIZE	OFFSET	LUG 5 16 8
20 x 10	-24	22 x 14	-76	<b>NEW</b>
20 x 12	-44	24 x 12	-44	
20 x 14	-76	24 x 14	-76	<b>custom shop</b>
22 x 10	-18	26 x 14	-76	
22 x 12	-44	26 x 16	-98	

**M0403 | FORGED MONOBLOCK**



POLISHED

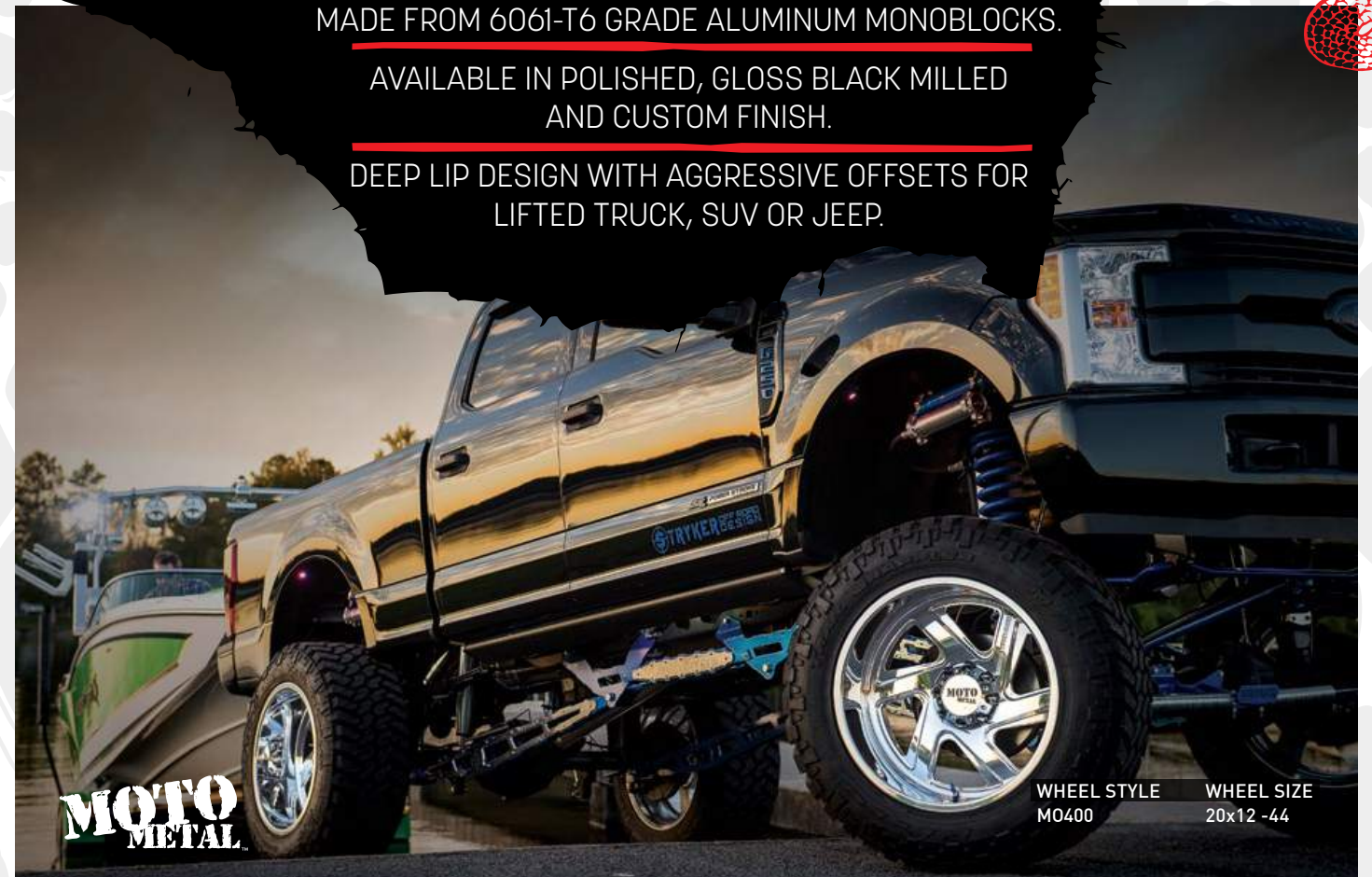
SIZE	OFFSET	SIZE	OFFSET	LUG 5 16 8
20 x 10	-24	22 x 14	-76	<b>NEW</b>
20 x 12	-44	24 x 12	-44	
20 x 14	-76	24 x 14	-76	<b>custom shop</b>
22 x 10	-18	26 x 14	-76	
22 x 12	-44	26 x 16	-98	

\*True Directional

MADE FROM 6061-T6 GRADE ALUMINUM MONOBLOCKS.

AVAILABLE IN POLISHED, GLOSS BLACK MILLED AND CUSTOM FINISH.

DEEP LIP DESIGN WITH AGGRESSIVE OFFSETS FOR LIFTED TRUCK, SUV OR JEEP.



WHEEL STYLE M0400 WHEEL SIZE 20x12 -44

**M0402 | FORGED MONOBLOCK**



GLOSS BLACK MILLED



POLISHED

SIZE	OFFSET	SIZE	OFFSET	LUG 5 16 8
20 x 10	-24	22 x 14	-76	<b>custom shop</b>
20 x 12	-44	24 x 12	-44	
20 x 14	-76	24 x 14	-76	<b>custom shop</b>
22 x 10	-24	26 x 14	-76	
22 x 12	-44	26 x 16	-98	

**M0401 | FORGED MONOBLOCK**



GLOSS BLACK MILLED



POLISHED

SIZE	OFFSET	SIZE	OFFSET	LUG 5 16 8
20 x 10	-24	22 x 14	-76	<b>custom shop</b>
20 x 12	-44	24 x 12	-44	
20 x 14	-76	24 x 14	-76	<b>custom shop</b>
22 x 10	-24	26 x 14	-76	
22 x 12	-44	26 x 16	-98	

**M0400 | FORGED MONOBLOCK**



GLOSS BLACK MILLED



POLISHED

SIZE	OFFSET	SIZE	OFFSET	LUG 5 16 8
20 x 10	-24	22 x 14	-76	<b>custom shop</b>
20 x 12	-44	24 x 12	-44	
20 x 14	-76	24 x 14	-76	<b>custom shop</b>
22 x 10	-24	26 x 14	-76	
22 x 12	-44	26 x 16	-98	

\*True Directional



**American  
Racing**<sup>®</sup>  
CUSTOM WHEELS

From performance on the track to bravado on the street, there has been one constant - innovation. It pushes everything we do. With decades of heritage in American motor sports across every discipline, every turn of an American Racing wheel proves one simple thing, we're never idle.

VEHICLE	WHEEL STYLE	WHEEL/ TIRE SIZE	
1966 Mustang GT350CR	VF307	F: 18x8 +12	225/40/18
		R: 18x11 +12	295/35/18

# 2018 WHEELS



VEHICLE  
2017 Chevy Corvette

WHEEL STYLE  
AR924

WHEEL / TIRE SIZE  
F: 19x8.5 +50 245/35/19  
R: 20x10 +75 285/30/20

## AR924 CROSSFIRE LUG 5

SIZE	OFFSET
18 x 8.5	+50
19 x 9.5	+50
19 x 10	+75
20 x 9	+20,+35
20 x 10	+75
20 x 10.5	+40,+45



GRAPHITE SATIN BLACK



## AR927 BARRAGE LUG 5

SIZE	OFFSET
19 x 9	+35
19 x 10	+45
20 x 9	+20,+35
20 x 10.5	+35,+40,+45



SATIN BLACK



## AR920 BLOCKHEAD LUG 5

SIZE	OFFSET
19 x 9	+35
19 x 10	+45
20 x 9	+20,+33
20 x 10.5	+40,+45
22 x 9	+20
22 x 10.5	+25,+40



CHARCOAL SATIN BLACK



## AR926 PATROL LUG 5 | 6 | 8

SIZE	OFFSET
17 x 8.5	0
18 x 9	+12
20 x 9	+12



GLOSS BLACK MILLED PVD



VEHICLE  
2017 Ford Mustang GT

WHEEL STYLE  
AR927

WHEEL / TIRE SIZE  
F: 20x9 +35 255/35/20  
R: 20x10.5 +45 305/35/20



SATIN BLACK SATIN BLACK MACHINED

**AR969 ANSEN OFFROAD** LUG 5 | 6 | 8

SIZE	OFFSET
15 x 8	-19
16 x 8	0
17 x 8	0
17 x 8.5	+25
17 x 9	-24,-12,+18
18 x 9	0



SATIN BLACK SATIN BLACK MACHINED

**AR923 MOD 12** LUG 5 | 6 | 8

SIZE	OFFSET
15 x 8	-19
16 x 8	0
17 x 8	0
17 x 9	-12,+18
18 x 9	0



SATIN BLACK MILLED PVD

**AR914 TT60 TRUCK** LUG 6

SIZE	OFFSET
18 x 8.5	+15,+30
20 x 8.5	+15,+30
22 x 9	+15,+30



SATIN BLACK GUN METAL MACHINED

**AR913 APEX** LUG 5

SIZE	OFFSET
18 x 8.5	+32,+40
20 x 8.5	+38
20 x 9	+25
20 x 10	+40

\*Also available in Chrome



CHROME SATIN BLACK MILLED SATIN GRAY MILLED

**AR922 HOT LAP** LUG 5

SIZE	OFFSET
17 x 8	+15
18 x 8	+15,+38
20 x 8.5	+38
20 x 9	+25
20 x 10	+40



GLOSS BLACK GLOSS BLACK MACHINED

**AR921 TRIGGER** LUG 4 | 5

SIZE	OFFSET
15 x 7	+35
16 x 7	+40
17 x 7	+40
17 x 8	+15
18 x 8	+15,+38



SATIN BLACK MILLED PVD

**AR912 TT60** LUG 5

SIZE	OFFSET
20 x 8.5	+35



GLOSS BLACK MACHINED PVD

**AR910** LUG 5 | 6 | 8

SIZE	OFFSET
17 x 8.5	0
18 x 9	0,+18,+25
20 x 9	0,+18,+25

\*Patent Pending



MATTE BLACK W/ TINTED CLEAR SILVER MACHINED

**AR919 ESTRELLA 2** LUG 4 | 5

SIZE	OFFSET
14 x 6	+35
15 x 7	+35
16 x 7	+40
17 x 7.5	+45



CHROME GLOSS BLACK MILLED SATIN BLACK W/ TINTED CLEAR

**AR916** LUG 6

SIZE	OFFSET
18 x 8.5	+15,+35
20 x 8.5	+15,+35
22 x 9	+15,+30



SILVER MACHINED PVD GLOSS BLACK

**AR907** LUG 5

SIZE	OFFSET
15 x 7	+35
16 x 7	+40
17 x 7.5	+42
18 x 8	+40



SATIN BLACK SILVER MACHINED PVD

**AR904** LUG 5

SIZE	OFFSET
15 x 7	+40
16 x 7	+40
17 x 7	+40
18 x 8	+45
19 x 8	+35,+45





SATIN BLACK SATIN BLACK MACHINED PVD

**AR901** LUG 5 | 6 | 8

SIZE	OFFSET
17 x 8.5	0,+20
18 x 9	0,+20
20 x 9	0,+20



GLOSS BLACK MACHINED CHROME

**AR893 MAINLINE** LUG 5 | 6

SIZE	OFFSET
16 x 8	0
17 x 8	0,+25
18 x 8.5	+12,+30
20 x 8.5	+15,+35
22 x 9	+18,+35



SILVER MACHINED W/ CLEAR COAT

**AR95 / AR95T ESTRELLA®** LUG 4 | 5 | 6

SIZE	OFFSET
13 x 5.5	+35
14 x 6	+35
15 x 7	+35
16 x 7	+30,+35,+40
17 x 7.5	+25,+40

\*Reg w/ the U.S. Patent and Trademark Office



MACHINED W/ CLEAR COAT

**AR62 OUTLAW II** LUG 4 | 5 | 6 | 8

SIZE	OFFSET	SIZE	OFFSET
14 x 6	+06	15 x 10	-38
14 x 7	0	16 x 7	-8
15 x 7	-6,+50	16 x 8	0,+25
15 x 8	-19	16 x 10	-25



ANTHRACITE MACHINED CHROME

**AR883 MAVERICK** LUG 5

SIZE	OFFSET
15 x 7	+40
16 x 7	+40
17 x 7.5	+40
18 x 8	+40



GLOSS BLACK STEEL W/ RED AND BLUE STRIPES

**AR767** LUG 5 | 6 | 8

SIZE	OFFSET
15 x 7	0
15 x 8	-11,-12
15 x 10	-37,-38
16 x 7	0
16 x 8	+12



MACHINED W/ CLEAR COAT

**AR61 OUTLAW I** LUG 5 | 6

SIZE	OFFSET
14 x 7	0
15 x 7	-6
15 x 8	-19
15 x 10	-38



SATIN BLACK MACHINED W/ CLEAR COAT

**AR23** LUG 5 | 6 | 8

SIZE	OFFSET	SIZE	OFFSET
14 x 7	-6	16 x 7	-6
15 x 7	-6	16 x 8	0
15 x 8	-19	17 x 8	0
15 x 10	-44		



SATIN BLACK

**AR172 BAJA** LUG 5 | 6 | 8

SIZE	OFFSET
15 x 7	-6
15 x 8	-19,+20
15 x 10	-43
16 x 8	0
16 x 10	-25
17 x 8	0
17 x 9	-12



POLISHED

**AR172 BAJA** LUG 5 | 6 | 8

SIZE	OFFSET
15 x 7	-6
15 x 8	-19,+20
15 x 10	-43
16 x 8	0
16 x 10	-25
17 x 8	0
17 x 9	-12



**American Racing**  
CUSTOM WHEELS

VEHICLE	WHEEL STYLE	WHEEL/ TIRE SIZE
1971 Ford F100	AR969	17x8 +0 35x12.50/17

# TORQ THRUST



**American Racing**  
CUSTOM WHEELS

VEHICLE	WHEEL STYLE	WHEEL/ TIRE SIZE
1953 Chevy	VN215	F: 20x8 +0 235/30/20 R: 20x10 +6 275/30/20

\*SEE PAGE 67 FOR OPTIONAL CAPS



VINTAGE SILVER W/ MACHINED LIP

POLISHED



TWO-PIECE TORQ THRUST® II GRAY W/ POLISHED LIP

## VN309/ VN109 TTO LUG 5

SIZE	OFFSET
15 x 5	-6
15 x 7	-6
15 x 8.5	-24
17 x 7	0
17 x 8	0

\*Optional Caps Available

## VNCL205 TORQ THRUST® II LUG 5

SIZE	OFFSET	SIZE	OFFSET	SIZE	OFFSET	SIZE	OFFSET
14 x 6		15 x 10		16 x 9.5		18 x 8	Custom
14 x 7		15 x 12		17 x 7		18 x 9	Offsets
15 x 4		15 x 14		17 x 8		18 x 9.5	Available
15 x 6		15 x 15		17 x 9		18 x 10	
15 x 7		16 x 5.5		17 x 9.5		18 x 11	
15 x 8		16 x 7		17 x 11		18 x 12	
15 x 9		16 x 8		18 x 7		20 x 8	

**custom shop**  
\*Optional Caps Available



CHROME

ANTHRACITE W/ MACHINED LIP

GLOSS BLACK W/ MACHINED LIP



ONE-PIECE PVD

ONE-PIECE CHROME



TWO-PIECE POLISHED

TWO-PIECE CHROME CENTER W/ POLISHED BARREL

TWO-PIECE HOT ROD BLACK W/ POLISHED BARREL



TWO-PIECE POLISHED

## AR605M/ AR105M TORQ THRUST® M LUG 5

SIZE	OFFSET	SIZE	OFFSET
16 x 7	+35	18 x 8	0
17 x 7	0	18 x 9	+24,+34
17 x 7.5	+45	18 x 10	+24,+45
17 x 8	0,+30	20 x 8.5	+18,+32
17 x 9	+24,+45	20 x 9	+30,+45
17 x 10.5	+28,+44	20 x 10	+18,+34,+45

## VN815/ VN615 TORQ THRUST™ II LUG 5

SIZE	OFFSET	SIZE	OFFSET	SIZE	OFFSET
14 x 6	0	16 x 7	0	18 x 10	+6
14 x 7	0	16 x 8	-11,+8,+10	20 x 8	0
15 x 4	-25	17 x 7	0	20 x 10	+6
15 x 6	-6	17 x 9.5	+8,+28,+32,+46		
15 x 7	-6	18 x 7	+6		
15 x 8	-18,0	18 x 8	0		
15 x 10	-44	18 x 9	0		

\*Optional Caps Available

## VN405/ VNC405/ VNB405 TORQ THRUST® II LUG 5

SIZE	SIZE	SIZE	SIZE	SIZE	OFFSET
14 x 6	15 x 10	16 x 9.5	18 x 8	20 x 9.5	Custom
14 x 7	15 x 12	17 x 7	18 x 9	20 x 10	Offsets
15 x 4	15 x 14	17 x 8	18 x 9.5	20 x 12	Available
15 x 6	15 x 15	17 x 9	18 x 10	20 x 15	
15 x 7	16 x 5.5	17 x 9.5	18 x 11		
15 x 8	16 x 7	17 x 11	18 x 12		
15 x 9	16 x 8	18 x 7	20 x 8		

**custom shop**  
\*Optional Caps Available

## VN475 TTO DIRECTIONAL LUG 5

SIZE	OFFSET
17 x 7	Custom Offsets Available
17 x 8	
17 x 9	
17 x 9.5	
17 x 11	

**custom shop**  
\*Optional Caps Available



ONE-PIECE POLISHED

ONE-PIECE TORQ THRUST® GRAY W/ MACHINED LIP



CHROME

SATIN BLACK W/ MACHINED LIP

TORQ THRUST® GRAY W/ MACHINED LIP



TWO-PIECE HOT ROD BLACK W/ POLISHED BARREL

TWO-PIECE POLISHED



TWO-PIECE POLISHED

## VN515/ VN215 TORQ THRUST™ II LUG 5

SIZE	OFFSET	SIZE	OFFSET	SIZE	OFFSET
14 x 6	0	15 x 10	-44	18 x 8	0
14 x 7	0	16 x 7	0	18 x 9	0
15 x 4	-25	16 x 8	-11,+8,+10	18 x 10	+6
15 x 6	-6	17 x 7	0	20 x 8	0
15 x 7	-6	17 x 9.5	+8,+28,+32,+46	20 x 10	+6
15 x 8	-18,0	18 x 7	+06		

\*Optional Caps Available

## VN605D/ VN105D TORQ THRUST™ D LUG 5

SIZE	OFFSET	SIZE	OFFSET
14 x 6	0	15 x 8.5	-25
15 x 6	+6	15 x 10	-44
15 x 7	-6	16 x 8	-12
15 x 8	0		

\*Optional Caps Available

## VNB425/ VN425 TORQ THRUST® SL LUG 5

SIZE	SIZE	SIZE	OFFSET
17 x 7	18 x 11	20 x 15	Custom Offsets Available
17 x 8	18 x 12	22 x 8.5	
17 x 9	20 x 8.5	22 x 9	
17 x 10	20 x 9	22 x 10	
18 x 7	20 x 10	22 x 10.5	
18 x 8	20 x 10.5	22 x 12	
18 x 9	20 x 11		
18 x 10	20 x 12		

**custom shop**  
\*Hidden Valve Stem

## VN409 TTO TWO-PIECE LUG 5

SIZE	SIZE	SIZE	SIZE	OFFSET
15 x 4	15 x 14	18 x 7	20 x 8	Custom Offsets Available
15 x 6	15 x 15	18 x 8	20 x 9.5	
15 x 7	17 x 7	18 x 9	20 x 10	
15 x 8	17 x 8	18 x 9.5	20 x 12	
15 x 9	17 x 9	18 x 10	20 x 15	
15 x 10	17 x 9.5	18 x 11		
15 x 12	17 x 11	18 x 12		

**custom shop**  
\*Optional Caps Available

# ONE-PIECE CAST

The American Racing cast series builds on over 60 years of expertise to offer classic designs but in contemporary sizes and fitments.



VEHICLE	WHEEL STYLE	WHEEL/ TIRE SIZE
Chevy Silverado	VN509	22x9 +30 285/40/22

**VN507 RODDER** LUG 5 **NEW**

SIZE	OFFSET
17 x 7	0
17 x 8	0
18 x 8	0,+15
18 x 9.5	0
20 x 8	0
20 x 9.5	0



AMERICAN SINCE 1950

**VN509 SUPER NOVA 6** LUG 6 **NEW**

SIZE	OFFSET
20 x 9	+30
22 x 9	+30



**VN506 RALLY ONE-PIECE** LUG 5 | 6 **NEW**

SIZE	OFFSET
17 x 7	0
17 x 8	0
17 x 9	0,+12
20 x 8	0
20 x 9.5	0

\*Accepts O.E. Center Cap



**VN508 SUPER NOVA 5** LUG 5 **NEW**

SIZE	OFFSET	SIZE	OFFSET
17 x 7	0	20 x 8.5	0
17 x 8	0	20 x 10	+18
18 x 8	0	22 x 9	+15
18 x 9	0	22 x 11	+18



VEHICLE	WHEEL STYLE	WHEEL/ TIRE SIZE
1971 Chevy C10	VN506	F: 20x8 +0 255/35/20 R: 20x9.5 +0 295/35/20





**American Racing**  
CUSTOM WHEELS

VEHICLE	WHEEL STYLE	WHEEL/ TIRE SIZE
1971 Dodge Challenger	VN504	F: 17x8 +0 245/45/17 R: 17x9 +0 275/40/17



ONE-PIECE CAST POLISHED

**VNA69 ANSEN™ SPRINT** LUG 4 | 5 | 6 | 8

SIZE	OFFSET
15 x 7	0
15 x 8	0
17 x 8	0
17 x 9	-12



ANTHRACITE MACHINED

**VN47 VECTOR** LUG 5

SIZE	OFFSET
15 x 7	0
15 x 8.5	+06

AMERICAN RACING

ONE-PIECE CAST  
@AMERICANRACING  
62  
AMERICANRACING.COM  
2018



ONE-PIECE CAST  
MAG GRAY MACHINED

**VN527 427 MONO CAST** LUG 5

SIZE	OFFSET
15 x 7	-16
15 x 8	0
17 x 7	0
17 x 8	0
17 x 9	0,+12



ONE-PIECE CAST POLISHED

ONE-PIECE CAST  
MAG GRAY MACHINED

**VN504** LUG 5

SIZE	OFFSET
15 x 7	0
15 x 8	0
17 x 7	0
17 x 8	0
17 x 9	0, +12



SATIN BLACK MACHINED

**VN47 VECTOR** LUG 5

SIZE	OFFSET
15 x 7	0
15 x 8.5	+06



CHROME STEEL

**VN31 SMOOTHIE** LUG 5 | 6

SIZE	OFFSET	SIZE	OFFSET
14 x 6	+6	15 x 7	+6
14 x 7	-6	15 x 8	-13
15 x 6	+6	15 x 10	-31,-38

ONE-PIECE CAST  
@AMERICANRACING  
63  
AMERICANRACING.COM  
2018



ONE-PIECE CAST  
POLISHED

ONE-PIECE CAST  
MAG GRAY MACHINED

ONE-PIECE CAST  
MAG GRAY

**VN502** LUG 5

SIZE	OFFSET
15 x 5	-12
15 x 7	0
15 x 8	-6
15 x 10	-32



ONE-PIECE CAST  
SATIN BLACK

ONE-PIECE CAST  
GLOSS BLACK MACHINED

**VN501 500 MONO CAST** LUG 5

SIZE	OFFSET
15 x 7	0
15 x 8	0
17 x 7	0
17 x 8	0
17 x 9	0,+12

CUSTOM WHEELS



**American Racing**  
CUSTOM WHEELS

VEHICLE	WHEEL STYLE	WHEEL/ TIRE SIZE
1969 Ford Mustang	VN501	F: 15x7 +0 225/50/15 R: 15x8 +0 245/50/15

# TWO-PIECE CAST

The American Racing Two-Piece cast series offers the flexibility in size and Fitment that can only come from a Two-Piece weld together wheel. With sizes ranging from 14" through 22" and the ability to build offsets in 1/8" increments, there is almost no Fitment that can't be built. The American Racing Two-Piece cast series is the ultimate compliment to the vehicle that has been meticulously thought out.



VEHICLE	WHEEL STYLE	WHEEL/ TIRE SIZE
2016 Chevy Camaro	VN431	F: 20x9 +25 245/40/25 R: 20x10.5 +45 295/35/20



TWO-PIECE GLOSS BLACK POLISHED CENTER W/ POLISHED BARREL

## VN500 LUG 5

SIZE	SIZE	SIZE
15 x 3.5	15 x 9	17 x 8
15 x 4	15 x 10	17 x 9
15 x 5	15 x 12	17 x 9.5
15 x 6	15 x 14	17 x 11
15 x 7	15 x 15	
15 x 8	17 x 7	

OFFSET  
Custom Offsets Available



TWO-PIECE POLISHED

TWO-PIECE CUSTOM

## VN477 LUG 4 | 5

SIZE	SIZE	SIZE	SIZE
14 x 6	15 x 7	15 x 15	17 x 8
14 x 7	15 x 8	16 x 5.5	17 x 9
15 x 3.5	15 x 9	16 x 7	17 x 9.5
15 x 4	15 x 10	16 x 8	17 x 11
15 x 5	15 x 12	16 x 9.5	
15 x 6	15 x 14	17 x 7	

OFFSET  
Custom Offsets Available



\*Shown w/ Custom Finish

## VN431 LUG 5

Two-Piece Weld Cast Center Forged Barrel

SIZE	SIZE	OFFSET
18 x 7	20 x 10.5	Custom Offsets Available
18 x 8	20 x 11	
18 x 9	20 x 12	<b>NEW</b>
18 x 10	20 x 15	<b>custom.shop</b>
18 x 11	22 x 8.5	
18 x 12	22 x 9	
20 x 8.5	22 x 10	*Hidden Valve Stem
20 x 9	22 x 10.5	
20 x 10	22 x 12	



TWO-PIECE POLISHED



TWO-PIECE BRUSHED CENTER W/ MATTE BLACK BARREL

## VN476 SLATE LUG 6

SIZE	SIZE	SIZE
20 x 8.5	20 x 15	22 x 12
20 x 9	22 x 8.5	24 x 9
20 x 10	22 x 9	24 x 10
20 x 10.5	22 x 10	24 x 12
20 x 12	22 x 10.5	24 x 15

OFFSET  
Custom Offsets Available



TWO-PIECE POLISHED

TWO-PIECE POLISHED (DEEP CONCAVE 20" REAR FITMENT)

## VN474 GASSER LUG 5

SIZE	SIZE	SIZE	OFFSET
17 x 7	18 x 10	20 x 11	Custom Offsets Available
17 x 8	18 x 11	20 x 10.5	
17 x 10	18 x 12	20 x 12	<b>custom.shop</b>
18 x 7	20 x 8.5	20 x 15	
18 x 8	20 x 9		
18 x 9	20 x 10		

OFFSET  
Custom Offsets Available



\*Deep Concave 20" Rear Fitment  
\*Reg. U.S. Pat. No. D713,312  
\*Hidden Valve Stem

## VN430 LUG 5

Two-Piece Weld Cast Center Forged Barrel

SIZE	SIZE	OFFSET
18 x 7	20 x 10.5	Custom Offsets Available
18 x 8	20 x 11	
18 x 9	20 x 12	<b>NEW</b>
18 x 10	20 x 15	<b>custom.shop</b>
18 x 11	22 x 8.5	
18 x 12	22 x 9	
20 x 8.5	22 x 10	*Hidden Valve Stem
20 x 9	22 x 10.5	
20 x 10	22 x 12	



TWO-PIECE POLISHED



TWO-PIECE BLACK MILLED CENTER W/ POLISHED BARREL

## VN472 BURNOUT LUG 5

SIZE	SIZE	SIZE
17 x 7	18 x 11	20 x 15
17 x 8	18 x 12	22 x 8.5
17 x 9	20 x 8.5	22 x 9
17 x 10	20 x 9	22 x 10
18 x 7	20 x 10	22 x 10.5
18 x 8	20 x 10.5	22 x 12
18 x 9	20 x 11	
18 x 10	20 x 12	

OFFSET  
Custom Offsets Available



\*Reg. U.S. Pat. No. D703,601  
\*Hidden Valve Stem



TWO-PIECE MAG GRAY CENTER W/ POLISHED BARREL (VN470)

TWO-PIECE POLISHED (VN471)

## VN470/ VN471 SALT FLAT SPECIAL® LUG 5

SIZE	SIZE	SIZE	SIZE	OFFSET
15 x 3.5	15 x 12	17 x 8	18 x 10	Custom Offsets Available
15 x 4	15 x 14	17 x 9	18 x 11	
15 x 5	15 x 15	17 x 9.5	18 x 12	<b>custom.shop</b>
15 x 6	16 x 5.5	17 x 11	20 x 8	
15 x 7	16 x 7	18 x 7	20 x 9.5	
15 x 8	16 x 8	18 x 8	20 x 10	
15 x 9	16 x 9.5	18 x 9	20 x 12	
15 x 10	17 x 7	18 x 9.5	20 x 15	

OFFSET  
Custom Offsets Available



\*Optional Caps Available  
\*Registered w/ the U.S. Patent and Trademark Office

TWO-PIECE WELD CAST @AMERICANRACING 64 AMERICANRACING.COM 2018

TWO-PIECE WELD CAST @AMERICANRACING 65 AMERICANRACING.COM 2018



TWO-PIECE POLISHED TWO-PIECE CHROME CENTER W/ POLISHED BARREL

**VN450 HOPSTER** LUG 5

SIZE	SIZE	SIZE	SIZE	OFFSET
15 x 4	15 x 15	17 x 9.5	18 x 10	Custom Offsets Available
15 x 6	16 x 5.5	17 x 11	20 x 8	<b>custom shop</b>
15 x 7	16 x 7	18 x 7	20 x 9.5	
15 x 8	16 x 8	18 x 8	20 x 10	*Optional Caps Available
15 x 9	16 x 9.5	18 x 9	20 x 12	
15 x 10	17 x 7	18 x 9.5	20 x 15	
15 x 12	17 x 8	18 x 10		
15 x 14	17 x 9	18 x 11		



TWO-PIECE MAG GRAY CENTER W/ POLISHED BARREL TWO-PIECE POLISHED

**VN427 SHELBY COBRA®** LUG 5

SIZE	SIZE	SIZE	OFFSET
15 x 6	15 x 15	18 x 8	Custom Offsets Available
15 x 7	17 x 7	18 x 9	<b>custom shop</b>
15 x 8	17 x 8	18 x 9.5	
15 x 9	17 x 9	18 x 10	*Includes Spinner
15 x 10	17 x 9.5	18 x 11	
15 x 12	17 x 11	18 x 12	
15 x 14	18 x 7		



TWO-PIECE POLISHED TWO-PIECE GRAY CENTER W/ POLISHED BARREL TWO-PIECE CHROME CENTER W/ POLISHED BARREL

**VN327 RALLY** LUG 4 | 5 | 6

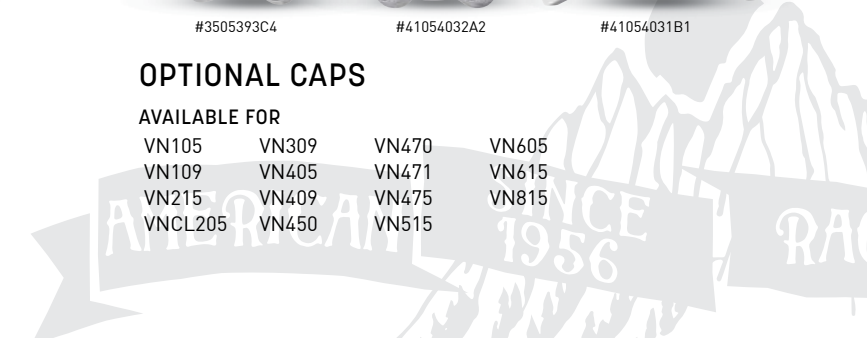
SIZE	SIZE	SIZE	OFFSET
17 x 7	18 x 9	20 x 10	Custom Offsets Available
17 x 8	18 x 10	20 x 10.5	*Hidden Valve Stem
17 x 9	18 x 11	20 x 12	*Accepts O.E. Cap
17 x 10	18 x 12	20 x 15	
18 x 7	20 x 8.5		
18 x 8	20 x 9		



#3505393C4 #41054032A2 #41054031B1

**OPTIONAL CAPS**

AVAILABLE FOR			
VN105	VN309	VN470	VN605
VN109	VN405	VN471	VN615
VN215	VN409	VN475	VN815
VNCL205	VN450	VN515	



TWO-PIECE POLISHED

**VN420 CLASSIC 200S** LUG 5

SIZE	SIZE	OFFSET
15 x 4	15 x 14	Custom Offsets Available
15 x 6	15 x 15	<b>custom shop</b>
15 x 7	17 x 7	
15 x 8	17 x 8	
15 x 9	17 x 9	
15 x 10	17 x 9.5	
15 x 12	17 x 11	



TWO-PIECE MAG GRAY CENTER W/ POLISHED BARREL TWO-PIECE HOT ROD BLACK CENTER W/ POLISHED BARREL

**VN407** LUG 5

SIZE	SIZE	OFFSET
17 x 7	18 x 11	Custom Offsets Available
17 x 8	18 x 12	<b>custom shop</b>
17 x 9	20 x 8.5	
17 x 10	20 x 9	*Hidden Valve Stem
18 x 7	20 x 10	
18 x 8	20 x 10.5	
18 x 9	20 x 12	
18 x 10	20 x 15	



TWO-PIECE VINTAGE SILVER CENTER W/ POLISHED BARREL

**VN402 CLASSIC 200S** LUG 5

SIZE	SIZE	OFFSET
15 x 4	15 x 14	Custom Offsets Available
15 x 6	15 x 15	<b>custom shop</b>
15 x 7	17 x 7	
15 x 8	17 x 8	
15 x 9	17 x 9	
15 x 10	17 x 9.5	
15 x 12	17 x 11	



TWO-PIECE POLISHED

**VN401 SILVERSTONE** LUG 4 | 5

SIZE	SIZE	OFFSET
14 x 6	15 x 8	Custom Offsets Available
14 x 7	15 x 9	<b>custom shop</b>
15 x 3.5	15 x 10	
15 x 5	15 x 12	
15 x 4	15 x 14	
15 x 6	15 x 15	
15 x 7		



WHEEL STYLE VN427

# TWO-PIECE CAST

**CUSTOMIZABLE WHEEL**

## VN900 **200-X** LUG 5

SIZE	OFFSET
20 x 9	+15,+25,+30,+40
20 x 10.5	+15,+25,+30,+40
22 x 9	+15,+25,+30,+40
22 x 10.5	+15,+25,+30,+40

**custom shop**



SATIN GRAY W/  
CHROME LIP

SATIN BLACK W/  
SATIN BLACK LIP

SATIN BLACK W/  
SATIN GRAY LIP

## VN901 **427-X** LUG 5

SIZE	OFFSET
20 x 9	+15,+25,+30,+40
20 x 10.5	+15,+25,+30,+40
22 x 9	+15,+25,+30,+40
22 x 10.5	+15,+25,+30,+40

**custom shop**



SATIN GRAY W/  
GLOSS BLACK LIP

SATIN GRAY W/  
GRAY LIP

SATIN GRAY W/  
CHROME LIP

### OPTIONAL SPINNER CAPS



SATIN BLACK  
900SPINSB

SATIN BLACK MACHINED  
900SPINSBM

MACHINED  
900SPINM

ALL VN900/ VN901 ARE BUILT TO ORDER WITH INTERCHANGEABLE CENTERS, BARRELS AND CAPS

# MAX GRUNDY

DESIGN™

Retro-futurist artist, Max Grundy, has joined forces with American Racing in a creative partnership that brings his vision to life in a distinctive line of wheels.

**American Racing**  
CUSTOM WHEELS

VEHICLE	WHEEL STYLE	WHEEL/ TIRE SIZE
1964 Cadillac	VN478	F: 20x8 +6 245/35/20 R: 20x9.5 +12 255/35/20

## VN478 **TURBINE** LUG 4 | 5

**MAX GRUNDY**

SIZE	SIZE	OFFSET
15 x 4	17 x 7	Custom
15 x 5	17 x 8	Offsets Available
15 x 6	17 x 9	<b>custom shop</b>
15 x 7	17 x 9.5	
15 x 8	17 x 11	
15 x 9	20 x 8	
15 x 10	20 x 9.5	
15 x 12	20 x 10	
15 x 14	20 x 12	
15 x 15	20 x 15	



TWO-PIECE GLOSS BLACK  
W/ MILLED CENTER

TWO-PIECE  
POLISHED

TWO-PIECE CHROME  
CENTER W/ POLISHED BARREL

## VF488 **STELLA** LUG 4 | 5

**MAX GRUNDY**

SIZE	SIZE	OFFSET
17 x 7	19 x 12	Custom
17 x 8	20 x 8.5	Offsets Available
17 x 9	20 x 9	<b>custom shop</b>
17 x 10	20 x 10	
18 x 7	20 x 10.5	
18 x 8	20 x 11	
18 x 9	20 x 12	
18 x 10	20 x 15	
18 x 11	22 x 8.5	
18 x 12	22 x 9	
19 x 8	22 x 10	
19 x 9	22 x 10.5	
19 x 10	22 x 12	
19 x 11		



TWO-PIECE FORGED POLISHED  
OR CUSTOM FINISH



AMERICAN RACING

# TWO-PIECE FORGED

Stronger and lighter than cast alternatives, the American Racing Forged line is 100% made in the USA. Wheels are made of 6061 forged aluminum, hand crafted and made to order by the size, style, fitment, and finish. Precision, strength and a history of performance-based innovation makes these wheels the ultimate compliment to any vehicle.



**American Racing**  
FORGED WHEELS

VEHICLE	WHEEL STYLE	WHEEL/ TIRE SIZE
K5 Blazer	VF520	F: 22x9 +12 245/30/22 R: 22x10.5 -52 295/30/22

## IF YOU CAN DREAM IT, WE CAN BUILD IT

### TRADITIONAL BARRELS

**SIZE:**

15 x 3.5	16 x 7	18 x 10
15 x 4	16 x 8	18 x 11
15 x 5	16 x 9.5	18 x 12
15 x 6	17 x 7	20 x 8
15 x 7	17 x 8	20 x 9.5
15 x 8	17 x 9	20 x 10
15 x 9	17 x 9.5	20 x 10.5
15 x 10	17 x 11	20 x 12
15 x 12	18 x 7	20 x 15
15 x 14	18 x 8	
15 x 15	18 x 9	
16 x 6.5	18 x 9.5	

### TRADITIONAL RACE LITE BARRELS

**SIZE:**

17 x 8
17 x 9
18 x 9
18 x 10
18 x 11

### SOFT LIP BARRELS

**SIZE:**

17 x 7	19 x 10	22 x 10.5
17 x 8	19 x 11	22 x 12
17 x 9	19 x 12	24 x 9
17 x 10	20 x 8.5	24 x 10
18 x 7	20 x 9	24 x 12
18 x 8	20 x 10	24 x 15
18 x 9	20 x 10.5	26 x 9
18 x 10	20 x 12	26 x 10
18 x 11	20 x 15	26 x 12
18 x 12	22 x 8.5	28 x 12
19 x 8	22 x 9	
19 x 9	22 x 10	

### SOFT LIP RACE LITE BARRELS

**SIZE:**

18 x 8
18 x 9
18 x 10
18 x 11
20 x 8.5
20 x 9
20 x 10

### 1 PICK YOUR BARREL

### 2 PICK YOUR CENTER

See following pages for wheel center options.

### 3 PAINT IT

We have the capabilities to paint your custom ordered wheel in any color and variation you choose.

### 4 CHOOSE YOUR CAP

Finalize your custom created wheel with one of our cap options.



STANDARD BARREL

SL BARREL

### VF526 LUG 5

Two-Piece Forged  
Retro Concave

SIZE	SIZE	Custom Offsets Available
15	18	
16	19	<b>custom shop</b>
17	20	
	22	



CUSTOM FINISH



TWO-PIECE POLISHED

### VF522 LUG 5

Two-Piece Forged  
Classic Mesh Design

SIZE	SIZE	Custom Offsets Available
15	18	
16	19	<b>custom shop</b>
17	20	
	22	



**NEW**



TWO-PIECE POLISHED

AMERICAN SINCE 1956

### VF521 LUG 6

Two-Piece Forged Directional  
Six Spoke Design

SIZE	SIZE	Custom Offsets Available
17	22	
18	24	<b>custom shop</b>
19	26	
20	28	



**NEW**



TWO-PIECE POLISHED

### VF520 LUG 4 | 5 | 6

Two-Piece Forged Directional  
Seven Spoke Design

SIZE	SIZE	Custom Offsets Available
17	22	
18	24	<b>custom shop</b>
19	26	
20	28	



**NEW**



TWO-PIECE POLISHED

**VF519** LUG 5  
Two-Piece Forged Polished  
or Custom Finish  
**custom shop**



**VF518** LUG 5  
Two-Piece Forged Polished  
or Custom Finish  
**custom shop**



**VF506** LUG 5  
Two-Piece Forged Polished  
or Custom Finish  
**custom shop**



**VF504** LUG 5  
EL GORDO  
Two-Piece Forged Polished  
or Custom Finish  
**custom shop**



**VF517** LUG 5 | 6  
Two-Piece Forged Polished  
or Custom Finish  
**custom shop**



**VF516** LUG 5 | 6  
Two-Piece Forged Polished  
or Custom Finish  
**custom shop**



**VF503** LUG 4 | 5  
Two-Piece Forged Polished  
or Custom Finish  
**custom shop**



**VF502** LUG 4 | 5  
CROSS UP  
Two-Piece Forged Polished  
or Custom Finish  
**custom shop**



**VF515** LUG 5 | 6  
Two-Piece Forged Polished  
or Custom Finish  
**custom shop**



**VF514** LUG 5  
Two-Piece Forged Polished  
or Custom Finish  
\*Shown with Optional Flat Cap.  
**custom shop**



**VF502** LUG 4 | 5  
CROSS UP  
Two-Piece Forged Polished  
or Custom Finish  
**custom shop**



**VF501** LUG 4 | 5  
Two-Piece Forged Polished  
or Custom Finish  
**custom shop**



**VF513** LUG 6  
Two-Piece Forged Polished  
or Custom Finish  
**custom shop**



**VF512** LUG 4 | 5  
Two-Piece Forged Polished  
or Custom Finish  
**custom shop**



**VF510** LUG 5  
Two-Piece Forged Polished  
or Custom Finish  
**custom shop**



**VF509** LUG 4 | 5 | 6  
SOMBRERO  
Two-Piece Forged Polished  
or Custom Finish  
\*Accepts O.E. Cap  
**custom shop**



**American Racing**  
FORGED WHEELS

VEHICLE	WHEEL STYLE	WHEEL/ TIRE SIZE
1967 Chevelle	VF498	F: 19x8 +6 225/40/19 R: 20x9 +0 275/35/20

**VF499** LUG 5

Two-Piece Forged Polished or Custom Finish

\*Shown w/ Custom Satin Black Center  
\*High Brake Clearance for Modern Muscle Cars



**VF498** LUG 5

Two-Piece Forged Polished or Custom Finish

\*High Brake Clearance for Modern Muscle Cars



**VF494** LUG 6

Two-Piece Forged Polished or Custom Finish

\*Shown w/ Custom Two-Piece Copper Polished Accents and Matte Black Barrel



**VF493** LUG 5

Two-Piece Forged Polished or Custom Finish



**VF498** LUG 5

Two-Piece Forged Polished or Custom Finish

\*Shown w/ Custom Two-Piece Satin Black Gold Accents and Brushed Barrel  
\*High Brake Clearance for Modern Muscle Cars



**VF497** LUG 5

Two-Piece Forged Polished or Custom Finish

\*High Brake Clearance for Modern Muscle Cars



**VF493** LUG 5

Two-Piece Forged Polished or Custom Finish

\*Shown w/ Custom Gray Finish and Polished Accents and Barrel



**VF492** LUG 6

Two-Piece Forged Polished or Custom Finish



**VF497** LUG 5

Two-Piece Forged Polished or Custom Finish

\*High Brake Clearance for Modern Muscle Cars



**VF496** LUG 6

Two-Piece Forged Polished or Custom Finish

\*High Brake Clearance for Modern Muscle Cars



**VF492** LUG 6

Two-Piece Forged Polished or Custom Finish

\*Shown w/ Custom Black Finish and Polished Accents and Barrel



**VF491** LUG 5

Two-Piece Forged Polished or Custom Finish



**VF496** LUG 6

Two-Piece Forged Polished or Custom Finish

\*Shown w/ Custom Two-Piece Matte Black and Brushed Barrel  
\*High Brake Clearance for Modern Muscle Cars



**VF495** LUG 5

Two-Piece Forged Polished or Custom Finish

\*High Brake Clearance for Modern Muscle Cars



**VF491** LUG 5

Two-Piece Forged Polished or Custom Finish

\*Shown w/ Custom Gray Finish and Polished Accents and Barrel



**VF490** LUG 5

Two-Piece Forged Polished or Custom Finish



**VF495** LUG 5

Two-Piece Forged Polished or Custom Finish

\*Shown w/ Custom Two-Piece Matte Black and Gloss Red Barrel  
\*High Brake Clearance for Modern Muscle Cars



**VF494** LUG 6

Two-Piece Forged Polished or Custom Finish



**VF489** LUG 5

Two-Piece Forged Polished or Custom Finish

\*Directional Wheel



**VF486** LUG 6

Two-Piece Forged Polished or Custom Finish

\*Directional Wheel



**VF485** LUG 4 | 5 | 6

Two-Piece Forged Polished or Custom Finish

- \*Shown w/ Custom Brushed Barrel
- \*High Brake Clearance for Modern Muscle Cars
- \*Directional Wheel



**VF484** LUG 4 | 5 | 6

Two-Piece Forged Polished or Custom Finish

- \*High Brake Clearance for Modern Muscle Cars



**VF484** LUG 4 | 5 | 6

Two-Piece Forged Polished or Custom Finish

- \*Shown w/ Custom Tinted Finish and Polished Accents
- \*High Brake Clearance for Modern Muscle Cars



**VF483** LUG 4 | 5

Two-Piece Forged Polished or Custom Finish

- \*High Brake Clearance for Modern Muscle Cars



**VF483** LUG 4 | 5

Two-Piece Forged Polished or Custom Finish

- \*Shown w/ Custom Bronze Finish
- \*High Brake Clearance for Modern Muscle Cars



**VF482** LUG 5

Two-Piece Forged Polished or Custom Finish

- \*High Brake Clearance for Modern Muscle Cars



**VF481** LUG 5

Two-Piece Forged Polished or Custom Finish



**VF480** LUG 5

Two-Piece Forged Polished or Custom Finish



**VF479** LUG 5

Two-Piece Forged Polished or Custom Finish



**VF199** LUG 5

Two-Piece Forged Polished or Custom Finish

- \*Directional Wheel



VEHICLE	WHEEL STYLE	WHEEL/ TIRE SIZE
1967 Chevy C10	VF509	F: 20x8.5 +6 275/35/20 R: 20x12 -51 305/50/20



# THREE-PIECE FORGED

The American Racing Three-Piece Forged wheel series offers more customization than ever before. The Three-Piece construction allows for unmatched flexibility when it comes to styles, sizes, fitments and finishes. The Three-Piece wheels are made with forged 6061 aluminum centers bolted to forged aluminum rim halves, that create a strong wheel that is also lightweight.



**American Racing**  
FORGED WHEELS

VEHICLE: 1975 Chevy Corvette  
WHEEL STYLE: VF308  
WHEEL/ TIRE SIZE:  
F: 18x11 -20 295/35/18  
R: 19x12 -20 335/30/19

## VF306 LUG 5

Three-Piece Forged

SIZE	SIZE
18	22
19	24
20	

Custom Offsets Available

**NEW**

custom shop



CUSTOM FINISH



## VF308 LUG 5

Three-Piece Forged

SIZE	SIZE
18	22
19	24
20	

Custom Offsets Available

**NEW**

custom shop



CUSTOM FINISH



## VF305 LUG 5

Three-Piece Standard Forged - Custom Finish

SIZE	SIZE
18	22
19	24
20	

custom shop

Custom Offsets Available



## VF304 LUG 5

Three-Piece Standard Forged - Custom Finish

SIZE	SIZE
18	22
19	24
20	

custom shop

Custom Offsets Available



## VF307 LUG 5

Three-Piece Forged

SIZE	SIZE
18	22
19	24
20	

Custom Offsets Available

**NEW**

custom shop



CUSTOM FINISH



## VF301 LUG 5

Three-Piece Concave Forged - Custom Finish

SIZE	SIZE
18	22
19	24
20	

custom shop

Custom Offsets Available



## VF300 LUG 5

Three-Piece Concave Forged - Custom Finish

SIZE	SIZE
18	22
19	24
20	

custom shop

Custom Offsets Available



# FORGED MONOBLOCK

American Racing forged Monoblock wheels are the ultimate blend of design, strength and weight reduction. The Monoblock wheels are custom made from forged 6061 aluminum to be the strongest and lightest possible offering for the most demanding enthusiast.



VEHICLE	WHEEL STYLE	WHEEL/ TIRE SIZE
2016 Ford Mustang GT50R	VF104	F: 19x11 +24 305/30/19 R: 19x11 +50 305/30/19



## VF103 LUG 5

One-Piece Forged Monoblock Construction

SIZE Custom Offsets Available

- 19
- 20
- 22

**NEW**

custom shop



CUSTOM FINISH



AMERICAN RACING

## VF100 LUG 5

SCALPEL Forged Monoblock Custom Finish

SIZE

- 19
- 20

custom shop

Custom Offsets Available



## VF100 LUG 5

SCALPEL Forged Monoblock Custom Finish

SIZE

- 19
- 20

custom shop

Custom Offsets Available



## VF104 LUG 5

One-Piece Forged Monoblock Construction

SIZE Custom Offsets Available

- 19
- 20
- 22

**NEW**

custom shop



CUSTOM FINISH



VEHICLE	WHEEL STYLE	WHEEL/ TIRE SIZE
2016 Chevy Corvette	VF103	F: 19x10 +40 285/30/19 R: 20x12 +59 335/25/20



ATX Series wheels are designed and engineered to meet the demands of off-road and outdoor enthusiasts. Engineered to provide reliability when you most need it. ATX Wheels combine lightweight designs with durable finishes in black, machined and chrome. Designed to clear disc brake upgrades for today's performance Jeeps, trucks and SUVs.

VEHICLE	WHEEL STYLE	WHEEL/ TIRE SIZE
2017 Jeep Wrangler	AX203	F: 18x9 +0 35x12.50/18



FRONT

BACK



SATIN BLACK

FRONT

BACK

**AX204 BAJA DUALY**

SIZE	OFFSET	LUG 8
16 x 6	+111,-134	
17 x 6	+111,-134	
17 x 6.5	+111,-140	

**NEW**



GLOSS BLACK

PVD

**AX203**

SIZE	OFFSET	LUG 5   6   8
16 x 8	-6	
17 x 8	0,+20	
18 x 9	0	
20 x 9	0,+18	

**NEW**



VEHICLE: 2016 Ford F150  
 WHEEL STYLE: AX202  
 WHEEL/ TIRE SIZE: F: 18x9 +0 35x12.50/18



CAST IRON BLACK

AX200 **YUKON** LUG 5 | 6 | 8

SIZE	OFFSET
17 x 8.5	0
17 x 9	+18
18 x 8.5	+15
20 x 9	0



SATIN BLACK

AX199 **MOJAVE 2** LUG 5 | 6 | 8

SIZE	OFFSET
15 x 8	-19
16 x 8	0
17 x 8	0
17 x 9	-12
18 x 9	0



CAST IRON BLACK

MATTE BRONZE W/ BLACK LIP

AX202 LUG 5 | 6 | 8

SIZE	OFFSET
16 x 8	0
17 x 9	-12
18 x 9	0



CAST IRON BLACK

MATTE BRONZE W/ BLACK LIP

AX201 LUG 5 | 6 | 8

SIZE	OFFSET
15 x 10	-44
16 x 8	0
17 x 9	-12
18 x 9	0,+35,+40



SATIN BLACK

AX195 **CORNICE** LUG 5 | 6 | 8

SIZE	OFFSET
16 x 9	-12
17 x 9	-12
18 x 9	-12

\*Reg. U.S. Pat. No. D714,706



CAST IRON BLACK

MATTE GRAY W/ BLACK RING

AX194 **RAVINE** LUG 5 | 6

SIZE	OFFSET
17 x 8.5	+10
17 x 9	-12
18 x 8.5	+35
20 x 10	-24

\*Accepts OE Jeep Cap  
 \*Reg. U.S. Pat. No. D714,705



SATIN BLACK  
W/ 6061 BEAD RING

MACHINED  
W/ 6061 BEAD RING

AX757 BEADLOCK **CHAMBER PRO II** LUG 5 | 6 | 8

SIZE	OFFSET
17 x 9	-24

\*For Off-Road Use Only



SATIN BLACK  
W/ 6061 BEAD RING

AX756 BEADLOCK **SLAB** LUG 5 | 6 | 8

SIZE	OFFSET
15 x 9	-38
17 x 9	-38
18 x 9	-38
20 x 10	-48

\*For Off-Road Use Only



CAST IRON BLACK

CHROME

AX188 **LEDGE** LUG 5 | 6 | 8

SIZE	OFFSET
16 x 8	0
17 x 8	0,+35
18 x 9	0



////// FUELED BY  
INNOVATION



VEHICLE	WHEEL STYLE	WHEEL/TIRE SIZE
2016 Subaru Crosstrek	MR139	F: 15x7 +15 215/75/15



VEHICLE | WHEEL STYLE | WHEEL/ TIRE SIZE  
 2016 Subaru Crosstrek | MR139 | F: 15x7 +15 215/75/15



**MR139**

SIZE	OFFSET
15 x 7	+15
16 x 7.5	+40
17 x 7.5	+40

LUG 5

**NEW**

\*Patent Pending

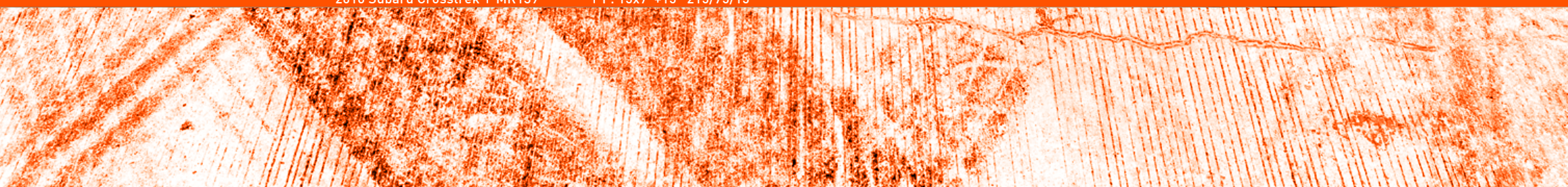


SATIN BLACK

RALLY GOLD



WHITE





**MR138**

SIZE	OFFSET	LUG 5
17 x 7	+38	
18 x 8	+38	<b>NEW</b>
18 x 9	+35,+45	
19 x 8.5	+35,+45	



**MR137**

SIZE	OFFSET	LUG 5
17 x 8.5	+35,+45	
17 x 9.5	+35,+45	<b>NEW</b>
18 x 8.5	+35,+45	
18 x 9.5	+15,+25,+35,+45	



**MR136**

SIZE	OFFSET	LUG 5
17 x 8.5	+35,+45	
17 x 9.5	+35,+45	<b>NEW</b>
18 x 8.5	+35,+45	
18 x 9.5	+15,+25,+35,+45	<b>FFI</b>



GOLD W/ MACHINED LIP

HYPER SILVER



SATIN BLACK



HYPER SILVER




SATIN BLACK



HYPER SILVER




SATIN BLACK



VEHICLE: 2016 Volkswagen GTI | WHEEL STYLE: MR138 | WHEEL SIZE/ TIRE SIZE: F: 18x8 +38 225/40/18


## MR135

SIZE	OFFSET	LUG 5
17 x 8.5	+25,+35,+45	
17 x 9.5	+25,+45	
18 x 8.5	+15,+25,+35,+45	
18 x 9.5	+15,+25,+35,+45	



HYPER SILVER    GOLD CENTER W/ MACHINED LIP    MATTE BLACK CENTER W/ BRONZE LIP



## MR133

SIZE	OFFSET	LUG 5
17 x 8.5	+25,+35,+45	
17 x 9.5	+25,+45	
18 x 8.5	+15,+25,+35,+45	
18 x 9.5	+15,+25,+35,+45	




HYPER SILVER    GOLD    SATIN BLACK

## MR224

SIZE	SIZE	OFFSET	LUG 4   5
15 x 4	16 x 5.5	Custom Offsets Available  *Reg. U.S. Pat. No. D723,994 * [Reversed Rim 15 x 6, 15 x 7 Only]	
15 x 6	16 x 7		
15 x 7	16 x 8		
15 x 8	16 x 9.5		
15 x 9	17 x 7		
15 x 10	17 x 8		
15 x 12	17 x 9.5		
15 x 14	17 x 11		


TWO-PIECE MAG GRAY W/ POLISHED RIM

## MR118

SIZE	OFFSET	LUG 5
17 x 8	+32,+45	
18 x 8	+32,+45	


MATTE BLACK

## MR132

SIZE	OFFSET	LUG 4   5
16 x 7	+40	
17 x 7	+40	
18 x 8	+35,+45	

SATIN GRAY W/ ORANGE STRIPE    SATIN BLACK W/ RED STRIPE


## MR131

SIZE	OFFSET	LUG 5
17 x 7	+45	
17 x 8	+40	
18 x 8	+45	
18 x 9	+35	




SATIN BLACK    MATTE BRONZE    MATTE SILVER

## MR116

SIZE	OFFSET	LUG 4   5
15 x 6.5	+40	*Reg. U.S. Pat. No. D651,957 
16 x 7	+40	
17 x 7	+40	
18 x 8	+35,+45	


MATTE BLACK W/ RED FLANGE    GLOSS BLACK W/ MACHINED FLANGE    DARK SILVER W/ MACHINED FLANGE

## MR107

SIZE	OFFSET	LUG 5
16 x 7	+45	
17 x 7.5	+45	
18 x 8	+42	
20 x 8.5	+42	

GLOSS BLACK MACHINED


## MR130 TECHNOMESH 485 ITALIA STREET

SIZE	LUG 5
Front: 20 x 8.5   19.9kg	 Monoblock Forged Polished or Custom Finish
Back: 20 x 10.5   21.7kg	




RACE SILVER

## MR127

SIZE	OFFSET	LUG 5
17 x 8	+38	
18 x 8	+38	

SATIN BLACK

WHEEL STYLE | WHEEL SIZE  
 MR402 | 18x9.5 +45 \*Shown in Custom Finish







Motegi Racing is one of two technical partners in the Ferrari GT program, which has the most stringent requirements in racing equipment. Motegi Racing developed a ground-up wheel for the Ferrari 488 GTE/GTLM race car that's forged from a proprietary aluminum alloy to meet the FIA- mandated minimum weight limit. The design features an integrated locking nut, saving crucial time during pit stops.



FORGED WHEELS  
@MOTEGIRACING  
94  
MOTEGIRACING.COM  
2018

FORGED WHEELS  
@MOTEGIRACING  
95  
MOTEGIRACING.COM  
2018

# FUELED BY

THE MR630 COMPETITION TECHNOMESH SETS THE STANDARD IN 24 HOURS OF LEMANS, IMSA, AND WEC.

# INNOVATION

THE MR400 TECHNOMESH D IS PROVEN AND TESTED IN FORMULA DRIFT.

THE MR619 DOMINATES THE GLOBAL RALLY CROSS CIRCUITS NATION WIDE.



**MR630**



**MR400 TECHNOMESH D**



**MR619**

# TWO-PIECE FORGED

FROM THE TRACK TO THE STREETS



VEHICLE  
2010 Nissan GTR

WHEEL STYLE  
MR403

WHEEL SIZE  
F: 20x12 +3 315/30/20 R: 20x12 -52 315/30/20

## MR406 LUG 4 | 5

Two-Piece Forged Polished or Custom Finish

SIZE Custom Offsets  
17 x 8 Available  
17 x 9  
18 x 9  
18 x 10  
18 x 11

NEW

custom shop



## MR405 LUG 4 | 5

Two-Piece Forged Polished or Custom Finish

SIZE Custom Offsets  
17 x 8 Available  
17 x 9  
18 x 9  
18 x 10  
18 x 11

NEW

custom shop



## MR404 LUG 4 | 5

Two-Piece Forged Polished or Custom Finish

SIZE Custom Offsets  
17 x 8 Available  
17 x 9  
18 x 9  
18 x 10  
18 x 11

NEW

custom shop



## MR403 LUG 4 | 5

Two-Piece Forged Polished or Custom Finish

SIZE Custom Offsets  
17 x 8 Available  
17 x 9  
18 x 9  
18 x 10  
18 x 11

NEW

custom shop



## MR402 FORMULA

SIZE OFFSET  
17 x 8 Custom Offsets  
17 x 9 Available  
18 x 9  
18 x 10  
18 x 11

LUG 4 | 5

custom shop



TWO-PIECE FORGED POLISH OR CUSTOM FINISH

## MR400 TECHNOMESH D

SIZE OFFSET  
17 x 8 Custom Offsets  
17 x 9 Available  
18 x 9  
18 x 10  
18 x 11

LUG 5

custom shop



TWO-PIECE FORGED POLISH OR CUSTOM FINISH

## MR221 TRAKLITE 1.0

SIZE OFFSET  
17 x 8 Custom Offsets  
17 x 9 Available  
18 x 9  
18 x 10  
18 x 11

LUG 4 | 5

custom shop



TWO-PIECE FORGED MATTE BLACK



# BLACK LABEL

Asanti's cast lineup features technology and design traits from forged offerings. Asanti Black Label will add a new level of sophistication to your vehicle.



wheel shown  
**ABL-13**  
22 x 10.5 +35

**ASANTI**  
BLACK LABEL



ABL-20 MATTE GRAPHITE

AVAILABLE SIZES	OFFSETS
20x8.5	+15 to +45
20x10	+15 to +45
22x9	+15 to +45
22x10.5	+15 to +45

**/ NEW**



ABL-20 GLOSS BLACK

AVAILABLE SIZES	OFFSETS
20x8.5	+15 to +45
20x10	+15 to +45
22x9	+15 to +45
22x10.5	+15 to +45

**/ NEW**



ABL-20 GLOSS SILVER  
W/ BRUSHED FACE

AVAILABLE SIZES	OFFSETS
20x8.5	+15 to +45
20x10	+15 to +45
22x9	+15 to +45
22x10.5	+15 to +45

**/ NEW**



ABL-19 SATIN BRONZE

AVAILABLE SIZES	OFFSETS
20x8.5	+15 to +45
20x10	+15 to +45
22x9	+15 to +45
22x10.5	+15 to +45

**/ NEW**



ABL-19 MATTE GRAPHITE

AVAILABLE SIZES	OFFSETS
20x8.5	+15 to +45
20x10	+15 to +45
22x9	+15 to +45
22x10.5	+15 to +45

**/ NEW**



ABL-19 GLOSS SILVER  
W/ BRUSHED FACE

AVAILABLE SIZES	OFFSETS
20x8.5	+15 to +45
20x10	+15 to +45
22x9	+15 to +45
22x10.5	+15 to +45

**/ NEW**



ABL-18 GLOSS BLACK

AVAILABLE SIZES	OFFSETS
20x8.5	+15,+30
22x9	+15,+30
24x9	+15,+30
26x10	+15,+30
28x10	+15,+30



ABL-18 CHROME

AVAILABLE SIZES	OFFSETS
20x8.5	+15,+30
22x9	+15,+30
24x9	+15,+30
26x10	+15,+30
28x10	+15,+30



ABL-17 SATIN BLACK MACHINED

AVAILABLE SIZES	OFFSETS
20x8.5	+15,+30
22x9	+15,+30
24x9	+15,+30
26x10	+15,+30



ABL-15 CHROME

AVAILABLE SIZES	OFFSETS
22x9	+15,+35
24x9	+15,+35
26x10	+15,+30
28x10	+15,+30



ABL-15 SATIN BLACK MILLED

AVAILABLE SIZES	OFFSETS
22x9	+15,+35
24x9	+15,+35
26x10	+15,+30
28x10	+15,+30



ABL-14 GLOSS BLACK

AVAILABLE SIZES	OFFSETS
19x8.5	+20,+38
19x9.5	+25,+45
20x8.5	+38
20x9	+15,+35
20x10.5	+20,+38
22x9	+15,+32
22x10.5	+25,+35

\*Includes Carbon Fiber Inserts



ABL-17 CHROME

AVAILABLE SIZES	OFFSETS
20x8.5	+15,+30
22x9	+15,+30
24x9	+15,+30
26x10	+15,+30



ABL-16 GLOSS BLACK MACHINED

AVAILABLE SIZES	OFFSETS
20x8.5	+15,+30
22x9	+15,+30
24x9	+15,+30
26x10	+15,+30



ABL-16 CHROME

AVAILABLE SIZES	OFFSETS
20x8.5	+15,+30
22x9	+15,+30
24x9	+15,+30
26x10	+15,+30



ABL-14 MATTE GRAPHITE

AVAILABLE SIZES	OFFSETS
19x8.5	+20,+38
19x9.5	+25,+45
20x8.5	+38
20x9	+15,+35
20x10.5	+20,+38
22x9	+15,+32
22x10.5	+25,+35

\*Includes Carbon Fiber Inserts



ABL-14 GLOSS SILVER W/ BRUSHED FACE

AVAILABLE SIZES	OFFSETS
19x8.5	+20,+38
19x9.5	+25,+45
20x8.5	+38
20x9	+15,+35
20x10.5	+20,+38
22x9	+15,+32
22x10.5	+25,+35

\*Includes Carbon Fiber Inserts



ABL-13 GLOSS BLACK

AVAILABLE SIZES	OFFSETS
20x8.5	+38
20x9	+15,+35
20x10.5	+20,+38
22x9	+15,+32
22x10.5	+25,+35

\*Includes Carbon Fiber Inserts



ABL-13 GLOSS SILVER  
W/ BRUSHED FACE

AVAILABLE SIZES	OFFSETS
20x8.5	+38
20x9	+15,+35
20x10.5	+20,+38
22x9	+15,+32
22x10.5	+25,+35

\*Includes Carbon Fiber Inserts



ABL-12 GLOSS BLACK

AVAILABLE SIZES	OFFSETS
20x8.5	+38
20x9	+15,+35
20x10.5	+20,+38
22x9	+15,+32
22x10.5	+25,+35

\*Includes Carbon Fiber Inserts



ABL-12 MATTE GRAPHITE

AVAILABLE SIZES	OFFSETS
19x8.5	+20,+38
19x9.5	+25,+45
20x8.5	+38
20x9	+15,+35
20x10.5	+20,+38
22x9	+15,+32
22x10.5	+25,+35

\*Includes Carbon Fiber Inserts



ABL-12 GLOSS SILVER  
W/ BRUSHED FACE

AVAILABLE SIZES	OFFSETS
19x8.5	+20,+38
19x9.5	+25,+45
20x8.5	+38
20x9	+15,+35
20x10.5	+20,+38
22x9	+15,+32
22x10.5	+25,+35

\*Includes Carbon Fiber Inserts



ABL-11 GLOSS SILVER  
W/ BRUSHED FACE

AVAILABLE SIZES	OFFSETS
19x8.5	+20,+38
19x9.5	+25,+45
20x8.5	+38
20x9	+15,+35
20x10.5	+20,+38
22x9	+15,+32
22x10.5	+25,+35

\*Includes Carbon Fiber Inserts



ABL-11 GLOSS BLACK

AVAILABLE SIZES	OFFSETS
20x8.5	+38
20x9	+15,+35
20x10.5	+20,+38
22x9	+15,+32
22x10.5	+25,+35

\*Includes Carbon Fiber Inserts



ABL-10 CHROME

AVAILABLE SIZES	OFFSETS
20x8.5	35-45
22x9	35-45
22x10	35-45

\*Additional Finishes Available



ABL-08 GLOSS BLACK MACHINED  
W/ STAINLESS STEEL LIP

AVAILABLE SIZES	OFFSETS
20x8.5	35-45
20x10	35-45
22x9	15-45
22x10	20-45

\*Additional Finishes Available



ABL-05 SILVER MACHINED W/  
STAINLESS STEEL LIP

AVAILABLE SIZES	OFFSETS
20x8.5	27-45
20x10	30-45
22x9	15-45
22x10.5	25-45

\*Additional Finishes Available



ABL-04 CHROME

AVAILABLE SIZES	OFFSETS
20x8.5	35-45
20x10	35-45
22x9	32-45
22x10	35-45

\*Additional Finishes Available



ABL-03 MACHINED  
W/ STAINLESS STEEL LIP

AVAILABLE SIZES	OFFSETS
20x8.5	35-45
20x10	35-45
22x9	32-45
22x10.5	35-45

\*Additional Finishes Available



ABL-01 CHROME

AVAILABLE SIZES	OFFSETS
20x8.5	35-45
20x10	35-45
22x9	35-45
22x10	35-45

\*Additional Finishes Available



wheel shown  
**ABL-15**  
26 x 10 +30



# OFFROAD

With offerings in forged or cast, Asanti Off-Road Wheels are for the truck, Jeep or SUV parked in your driveway. Meant to get dirty and look amazing doing it.



wheel shown  
**AB813**  
22 x 12 -40

**ASANTI**  
—OFF ROAD—



AB815 TITANIUM BRUSHED

AVAILABLE SIZES	OFFSETS
20x10	-12
20x12	-40
22x10	-12
22x12	-40

**/NEW**



AB814 TITANIUM BRUSHED

AVAILABLE SIZES	OFFSETS
20x10	-12
20x12	-40
22x10	-12
22x12	-40

**/NEW**



AB813 TITANIUM BRUSHED

AVAILABLE SIZES	OFFSETS
20x10	-12
20x12	-40
22x10	-12
22x12	-40

**/NEW**



AB812 SATIN BLACK MILLED

AVAILABLE SIZES	OFFSETS
16x8	0
17x8	0,+25
17x9	-12
18x9	0



AB811 SATIN BLACK MILLED W/  
GLOSS BLACK ACCENTS

AVAILABLE SIZES	OFFSETS
20x9	-12,+18
20x10	-24
20x12	-44
22x12	-44

\*Additional Spoke Inserts  
Available [See Page 113]



AB810 GLOSS BLACK MILLED

AVAILABLE SIZES	OFFSETS
20x9	-12,+18
20x12	-44
22x12	-44



AB810 CHROME



AB809 MATTE BLACK MACHINED  
W/ TINTED CLEAR



AB809 GLOSS BLACK MILLED

AVAILABLE SIZES    OFFSETS

20x9	-12,+18
20x12	-44
22x12	-44

AVAILABLE SIZES    OFFSETS

17x8.5	+25
17x9	-12
20x9	+18,+40
20x12	-44

AVAILABLE SIZES    OFFSETS

17x8.5	+25
17x9	-12
20x9	+18,+40
20x12	-44



AB808 CHROME



AB808 GLOSS BLACK MILLED



AB807 SATIN BLACK MILLED

AVAILABLE SIZES    OFFSETS


20x9	-12,+18
20x12	-44
22x12	-44

AVAILABLE SIZES    OFFSETS

20x9	-12,+18
20x12	-44
22x12	-44

AVAILABLE SIZES    OFFSETS

17x8.5	+25
17x9	-12
20x9	+18,40
20x12	-44



wheel shown  
**AB809**  
20 x 12 -44





# TWO-PIECE FORGED



wheel shown  
**AB201**  
22 x 12 -44

**ASANTI**  
— OFF ROAD —



AB201

AVAILABLE SIZES:  
20 22

Features:  
Forged Center  
Cast Barrel  
Billet Offroad Cap  
Additional Finishes Available



AB201

AVAILABLE SIZES:  
20 22

Features:  
Forged Center  
Cast Barrel  
Billet Offroad Cap  
Additional Finishes Available



AB200

AVAILABLE SIZES:  
20 22

Features:  
Forged Center  
Cast Barrel  
Billet Offroad Cap  
Additional Finishes Available



AB107

AVAILABLE SIZES:  
20 22 24 26

Features:  
Forged Monoblock  
Billet Offroad Cap  
Additional Finishes Available



AB107

AVAILABLE SIZES:  
20 22 24 26

Features:  
Forged Monoblock  
Billet Offroad Cap  
Additional Finishes Available



AB106

AVAILABLE SIZES:  
20 22 24 26

Features:  
Forged Monoblock  
Billet Offroad Cap  
Additional Finishes Available



AB106

AVAILABLE SIZES:  
20 22 24 26

Features:  
Forged Monoblock  
Billet Offroad Cap  
Additional Finishes Available



AB105

AVAILABLE SIZES:  
20 22 24 26

Features:  
Forged Monoblock  
Billet Offroad Cap  
Additional Finishes Available



AB105

AVAILABLE SIZES:  
20 22 24 26

Features:  
Forged Monoblock  
Billet Offroad Cap  
Additional Finishes Available



AB102

AVAILABLE SIZES:  
20 22 24 26

Features:  
Forged Monoblock  
Billet Offroad Cap  
Additional Finishes Available



AB101

AVAILABLE SIZES:  
20 22 24 26

Features:  
Forged Monoblock  
Billet Offroad Cap  
Additional Finishes Available



AB101

AVAILABLE SIZES:  
20 22 24 26

Features:  
Forged Monoblock  
Billet Offroad Cap  
Additional Finishes Available



AB104

AVAILABLE SIZES:  
20 22 24 26

Features:  
Forged Monoblock  
Billet Offroad Cap  
Additional Finishes Available



AB104

AVAILABLE SIZES:  
20 22 24 26

Features:  
Forged Monoblock  
Billet Offroad Cap  
Additional Finishes Available



AB103

AVAILABLE SIZES:  
20 22 24 26

Features:  
Forged Monoblock  
Billet Offroad Cap  
Additional Finishes Available

# OFF-ROAD ACCESSORIES

FULLY CUSTOMIZABLE CAP  
Each piece of the Asanti Off-Road cap can be custom painted to match your ride.



ASANTI OFF-ROAD  
BILLET CAP  
Available in 5, 6, & 8 LUG



AB811 CUSTOM INSERTS



Custom insert color options: Blue, White, Orange, Yellow, Green, Gloss Black, Red and Satin Black



EXCELLENT VALUE IN A DIVERSE PRODUCT LINE, WITH FITMENTS SUITABLE FOR PASSENGER CARS, LIGHT TRUCKS AND SUVs. CUSTOM STREET LOOKS AND CLEAN STYLING IN BOTH CHROME AND BLACK PAINTED FINISHES, HELO WHEELS DELIVER THE LOOK AND STYLE YOU ARE AFTER WITH VALUE YOU ARE LOOKING FOR.

WHEEL SHOWN  
**HE907**

**HE909** LUG 5 | 6 | 8



SIZE	OFFSET	<b>NEW</b>
17 x 9	-12,+18	
18 x 9	0	
20 x 9	0,+18	

**HE908** LUG 6



SIZE	OFFSET	<b>NEW</b>
20 x 9	+30	
22 x 9	+30	

**HE907** LUG 5



SIZE	OFFSET	<b>NEW</b>
16 x 7	+38	
17 x 7	+38	
18 x 8	+40	

**HE904** LUG 5 | 6 | 8



SIZE	OFFSET
17 x 9	0
18 x 9	0
20 x 9	-12,+18
20 x 10	-18

**HE903** LUG 6



SIZE	OFFSET
18 x 8.5	+35
20 x 8.5	+35
22 x 9	+35

**HE902** LUG 4 | 5



SIZE	OFFSET
16 x 7	+42
17 x 7	+40
20 x 8.5	+40

**HE901** LUG 5 | 6 | 8



SIZE	OFFSET
17 x 9	-12
18 x 9	0,+18
20 x 9	-12,+18
20 x 12	-44
22 x 10	-18

\*Reg. U.S. Pat. No. D805,454

**HE900** LUG 5 | 6 | 8



SIZE	OFFSET
17 x 9	-12
18 x 9	0
20 x 9	0,+18
20 x 10	-24

**HE899** LUG 5



SIZE	OFFSET
17 x 7	+38
20 x 8.5	+38

\*Each Finish Comes w/ Two Sets of Inserts (Gloss Black and Chrome)

**HE894** LUG 5



SATIN BLACK MACHINED W/ TINTED CLEAR      SATIN BLACK

SIZE	OFFSET
17 x 7.5	+40
18 x 8	+38
20 x 8.5	+38

**HE891** LUG 5 | 6



GLOSS BLACK W/ CHROME INSERTS      CHROME W/ GLOSS BLACK INSERTS

SIZE	OFFSET
20 x 8.5	+10,+35
22 x 9	+10,+35
24 x 9	+10,+35

\*Each Finish Comes w/ Two Sets of Inserts (Gloss Black and Chrome)

**HE835** LUG 5 | 6 | 8



GLOSS BLACK MACHINED      CHROME

SIZE	OFFSET
17 x 8	0
18 x 9	-18
20 x 9	-18
22 x 9.5	-18

**HE791 MAXX 6** LUG 5 | 6



GLOSS BLACK MILLED      GLOSS BLACK MACHINED      CHROME

SIZE	OFFSET	SIZE	OFFSET
15 x 8	-12	17 x 9	-12,+18
16 x 8	0	18 x 9	-12,+10,+18
17 x 8	0,-6	20 x 10	-12

\*Reg. U.S. Pat. No. D507,522

**HE890** LUG 5



SATIN BLACK      GLOSS BLACK MACHINED

SIZE	OFFSET
20 x 8.5	+15,+35
20 x 10	+20,+40
22 x 8.5	+20,+40

**HE880** LUG 4 | 5



GLOSS BLACK MACHINED      PVD

SIZE	OFFSET
16 x 7	+21,+42
17 x 7.5	+21,+42
18 x 8	+21,+42
20 x 8.5	+21,+42

**HE791 MAXX 8** LUG 8



GLOSS BLACK MILLED      GLOSS BLACK MACHINED      CHROME

SIZE	OFFSET	SIZE	OFFSET
16 x 8	0	17 x 9	-12
16 x 10	-25	18 x 9	-12,+10,+18
17 x 8	-6	20 x 10	-12

\*Reg. U.S. Pat. No. D527,699

**HE879** LUG 5 | 6 | 8



GLOSS BLACK MILLED

SIZE	OFFSET
16 x 8	0
17 x 9	-12,+18
18 x 9	-12,+18
20 x 9	-12,+18
22 x 10	-24

\*Reg. U.S. Pat. No. D701,480

**HE878** LUG 5 | 6 | 8



SATIN BLACK

SIZE	OFFSET
16 x 9	-12
17 x 9	-12
18 x 9	-12
20 x 9	-12

\*Reg. U.S. Pat. No. D695,181



WHEEL SHOWN  
**HE907**



GLOSS BLACK MACHINED GLOSS BLACK CHROME

<b>176</b> LUG 6	<b>SIZE</b>	<b>OFFSET</b>
	20 x 9	+24
	22 x 9	+24

\*Finishes not shown: Gun Metal w/ Machined Spokes and Lip



SILVER MACHINED SATIN BLACK CHROME GLOSS BLACK MACHINED

<b>175</b> LUG 6	<b>SIZE</b>	<b>OFFSET</b>
	18 x 8.5	+24



GLOSS BLACK CHROME POLISHED

<b>172</b> LUG 6	<b>SIZE</b>	<b>OFFSET</b>
	22 x 9	+24



GUN METAL MACHINED CHROME

<b>171</b> LUG 6	<b>SIZE</b>	<b>OFFSET</b>
	22 x 9	+24



HYPER SILVER DARK CHROME

<b>166</b> LUG 6	<b>SIZE</b>	<b>OFFSET</b>
	20 x 9	+24
	22 x 9	+24



BLACK/ BRONZE CHROME GLOSS BLACK MATTE BLACK COPPER

<b>161</b> LUG 5	<b>SIZE</b>	<b>OFFSET</b>
	20 x 9	+20
	20 x 10	+18
	22 x 9.5	+18,+35
	22 x 11	+18

**OE CREATIONS**™

WHEN ORIGINAL EQUIPMENT ISN'T ENOUGH. OE CREATIONS OFFERS CLEAN STYLES AND FITMENTS TO SUIT A WIDE RANGE OF APPLICATIONS.

WHEEL SHOWN  
**150 / 169**



CHROME GLOSS BLACK MACHINED GLOSS BLACK

<b>160</b> LUG 5	<b>SIZE</b>	<b>OFFSET</b>
	17 x 8.5	+54
	18 x 8.5	+56
	18 x 9.5	+56
	19 x 8.5	+56
	19 x 10	+56,+78
	20 x 10	+79



GLOSS BLACK GLOSS BLACK MACHINED SILVER MACHINED CHROME MATTE BLACK

<b>150/169</b> LUG 6	<b>SIZE</b>	<b>OFFSET</b>
	20 x 9	+27
	22 x 9	+27,+28
	24 x 10	+31



CHROME GLOSS BLACK

<b>132</b> LUG 6	<b>SIZE</b>	<b>OFFSET</b>
	22 x 9	+31



GLOSS BLACK CHROME MATTE BLACK POLISHED

<b>131</b> LUG 6	<b>SIZE</b>	<b>OFFSET</b>
	20 x 8.5	+31
	22 x 10	+31



GLOSS BLACK MACHINED CHROME

<b>148</b> LUG 5	<b>SIZE</b>	<b>OFFSET</b>
	16 x 8	0
	18 x 8	0
	20 x 8	0



SILVER MACHINED CHROME

<b>147</b> LUG 5   6	<b>SIZE</b>	<b>OFFSET</b>
	20x 8.5	0,+31
	22 x 9	0,+31
	24 x 10	+31
	26 x 10	+31



GLOSS BLACK CHROME

<b>130</b> LUG 5	<b>SIZE</b>	<b>OFFSET</b>
	17 x 8.5	+49
	18 x 8.5	+56
	18 x 9.5	+40,+56
	19 x 10	+56,+79
	19 x 12	+59



CHROME GLOSS BLACK

<b>129</b> LUG 5	<b>SIZE</b>	<b>OFFSET</b>
	20 x 9	+34
	20 x 10	+50



GLOSS BLACK CHROME

<b>144</b> LUG 6	<b>SIZE</b>	<b>OFFSET</b>
	20 x 8.5	+31
	22 x 9	+31
	24 x 10	+31



MATTE BLACK GLOSS BLACK CHROME HYPER SILVER DARK

<b>137</b> LUG 5	<b>SIZE</b>	<b>OFFSET</b>
	17 x 8	+34
	18 x 8	+34
	20 x 9	+26,+34
	20 x 10	+50
	22 x 9	+34



BLACK/ BRONZE GLOSS BLACK

<b>126</b> LUG 5	<b>SIZE</b>	<b>OFFSET</b>
	20 x 9	+30
	20 x 10	+23,+35
	20 x 11	+43



GLOSS BLACK MACHINED CHROME MATTE BLACK

<b>125</b> LUG 5	<b>SIZE</b>	<b>OFFSET</b>
	20 x 8	+35
	20 x 9	+40

\*Finishes not shown: Chrome, Copper Paint, Matte Black

# POWERSPORTS DIVISION

**MSA**  
OFFROADWHEELS

**XMC**

**EPX**  
TIRES

**FAIRWAY  
ALLOYS**



**WHEELPROS**  
POWERSPORTS DIVISION

**WHEELPROS POWERSPORTS CAN BE REACHED AT (800) 734-4890**

Wheel Pros Powersports encompasses a long lineage of proven offroad products. Our Powersports Division is a leader in both style and hard core engineering to ensure your UTV, ATV or golf cart is as unique as you. Every single powersports wheel is backed by a full lifetime structural warranty so go get dirty in your big back yard!

WHEEL STYLE	WHEEL/ TIRE SIZE
M33 CLUTCH	F: 16x7 +10 32/10/16 R: 16x7 +10 32/10/16



GLOSS BLACK MILLED    GLOSS BLACK MACHINED

**M36**  
ATV/UTV WHEEL  
SIZE    OFFSET  
18x7    0mm  
20x7    0mm  
22x7    0mm  
24x7    0mm

**NEW**



GLOSS BLACK MILLED

**M35**  
ATV/UTV WHEEL  
SIZE    OFFSET  
18x7    0mm  
20x7    0mm  
22x7    0mm

**NEW**



SATIN BLACK W/  
MATTE GRAY RING

**M31 LOK2**  
ATV/UTV WHEEL  
SIZE    OFFSET  
14 x 7    0mm  
14x10    0mm  
15 x 7    0mm  
16 x 7    0mm  
18 x 7    0mm




MACHINED GLOSS BLACK  
W/ MATTE BLACK RING  
OPTIONAL  
BLUE RING

**M30 THROTTLE**  
ATV/UTV WHEEL  
SIZE    OFFSET  
14 x 7    0mm  
16 x 7    0mm  
20 x 7    0mm



Additional ring color options available



GLOSS BLACK MILLED    CHROME

**M34**  
ATV/UTV WHEEL  
SIZE    OFFSET  
18x7    0mm  
20x7    0mm  
22x7    0mm  
24x7    0mm

**NEW**



MACHINED GLOSS BLACK

**M27 RAGE**  
ATV/UTV WHEEL  
SIZE    OFFSET  
12 x 7    +10mm  
12 x 7    -47mm  
14 x 7    +10mm



MILLED GLOSS BLACK

**M26 VIBE**  
ATV/UTV WHEEL  
SIZE    OFFSET  
14 x 7    0mm  
16 x 7    0mm  
18 x 7    0mm



DARK TINT

**M26 VIBE**  
ATV/UTV WHEEL  
SIZE    OFFSET  
14 x 7    0mm  
16 x 7    0mm  
18 x 7    0mm



SATIN BLACK W/  
CHROME STAR    OPTIONAL BLUE STAR

**M33 CLUTCH**  
ATV/UTV WHEEL  
SIZE    OFFSET    SIZE    OFFSET  
12 x 7    +10mm    15 x 7    +10mm  
14 x 7    +10mm    15 x 10    0mm  
14 x 7    -47mm    16 x 7    +10mm  
14 x 10    0mm

Optional accessories like stars and caps are available for purchase  
See color options in accessories



SATIN BLACK W/  
CHROME STAR    MATTE GRAY W/  
CHROME STAR    OPTIONAL ORANGE STAR

**M32 AXE**  
ATV/UTV WHEEL  
SIZE    OFFSET  
14 x 7    0mm  
15 x 7    0mm  
16 x 7    0mm  
18 x 7    0mm  
20 x 7    0mm

Optional accessories like stars and caps are available for purchase  
See color options in accessories



CHARCOAL TINT W/  
GLOSS BLACK RING

**M21 LOK**  
ATV/UTV WHEEL  
SIZE    OFFSET  
14 x 7    0mm  
14x10    -10mm  
15 x 7    0mm  
16 x 7    0mm



MATTE BLACK

**M20 KORE**  
ATV/UTV WHEEL  
SIZE    OFFSET  
14 x 7    0mm  
14 x 7    -52mm  
16 x 7    0mm



GLOSS BLACK

**M12 DIESEL**  
ATV/UTV WHEEL  
SIZE    OFFSET    SIZE    OFFSET  
14 x 7    +10mm    18 x 7    +10mm  
14 x 7    -47mm    20 x 7    +10mm  
15 x 7    +10mm    22 x 7    +10mm





BEAD LOCK

MACHINED

**XS236 ADDICT 2 LW BEADLOCK**

ATV/UTV WHEEL  
SIZE OFFSET  
15 x 5 0mm

**NEW**



BEAD LOCK

SATIN BLACK

SATIN BRONZE W/ SATIN BLACK LIP

**XS235 GRENADE BEADLOCK**

ATV/UTV WHEEL  
SIZE OFFSET  
14 x 7 +10,+38mm  
14 x 10 0mm  
15 x 6 +38mm  
15 x 10 0mm

**NEW**



MATTE BLACK

**XS827 ROCKSTAR III**

ATV/UTV WHEEL  
SIZE OFFSET  
14 x 7 0mm  
16 x 7 0mm  
18 x 7 0mm  
20 x 7 0mm



SATIN BLACK W/  
GLOSS BLACK STAR

OPTIONAL RED  
ACCESSORIES

**XS811 ROCKSTAR II**

ATV/UTV WHEEL  
SIZE OFFSET  
14 x 7 0mm  
15 x 7 0mm  
16 x 7 0mm  
18 x 7 0mm  
20 x 7 0mm

Optional accessories like stars and caps are available for purchase

See color options in accessories



SATIN BLACK W/  
CHROME STAR

OPTIONAL PINK STAR

**XS775 ROCKSTAR I**

ATV/UTV WHEEL  
SIZE OFFSET  
14 x 7 0mm  
15 x 7 0mm

Optional accessories like stars and caps are available for purchase

See color options in accessories



BEAD LOCK

SATIN BLACK

SATIN GRAY W/ SATIN BLACK LIP

MACHINED

**XS234 ADDICT 2 BEADLOCK**

ATV/UTV WHEEL  
SIZE OFFSET  
14 x 7 +10,+38mm  
14 x 10 0mm  
15 x 6 +38mm

**NEW**



SATIN BLACK

**XS135 GRENADE OR**

ATV/UTV WHEEL  
SIZE OFFSET  
14 x 7 +10,+38mm  
14 x 10 0mm  
15 x 6 +38mm  
15 x 10 0mm

**NEW**



**XD PRO CAP**

FULLY CUSTOMIZABLE  
TWO-PIECE CAP SYSTEM

XD PRO CAP  
Assembly Shown



BEAD LOCK

SATIN BLACK W/  
SATIN BLACK RING

**XS228 MACHETE**

ATV/UTV BEADLOCK WHEEL  
SIZE OFFSET  
14 x 7 +35mm  
14 x 10 0mm  
15 x 7 +35mm

Shown with  
Black XD-Pro Cap



SATIN BLACK W/  
RED XD-PRO CAP

**XS129 HOLESHOT**

ATV/UTV WHEEL  
SIZE OFFSET  
14 x 7 +10mm  
15 x 7 +10mm

Shown with  
Black XD-Pro Cap



SATIN BLACK

**XS128 MACHETE**

ATV/UTV WHEEL  
SIZE OFFSET  
14 x 7 +35mm  
14 x 7 -47mm  
14 x 10 0mm  
15 x 7 +35mm

Shown with  
Black XD-Pro Cap



SATIN BLACK

**XS134 ADDICT 2**

ATV/UTV WHEEL  
SIZE OFFSET  
14 x 7 +10,+38mm  
15 x 6 +38mm

**NEW**





**MOTOCLAW**  
ALL-TERRAIN

**SIZE**  
26-9x12  
26-11x12  
27-10x14R  
28-10x14R  
28-9x15R  
28-11x15R  
29-10x16  
30-10x14R  
31-10x15R  
32-10x14R  
32-10-16R  
33-10x18R

- FEATURES**
- Radial Technology
  - Aggressive Sidewall Lug
  - Wheel Lip Protection
  - Rugged 8-Ply Carcass



**MOTOBOSS**  
DEEP MUD

**SIZE**  
28-10x14  
30-10x14  
32-10x15  
34-10x16

- FEATURES**
- 2 Inch+ Performance Lugs
  - Proven Directional Pattern
  - Extra Traction Lug Siping
  - Strong 6-Ply Carcass



**MOTOHAMMER**  
ALL-TERRAIN

**SIZE**  
27-9x14R  
27-11x14R  
28-10x14R  
30-10x14R  
30-10x15R  
31-10x14R  
32-10x15R  
32-10x16R

- FEATURES**
- Radial 8-Ply
  - Superior Contact Patch
  - Siped Non-Directional Pattern
  - Squared Shoulder Lugs



**MOTOMTC**  
ALL-TERRAIN

**SIZE**  
26-9x12  
26-11x12  
26-9x14  
26-11x14  
27-10x14  
28-10x14  
28-10x15  
30-10x14  
30-10x16  
32-10x18

- FEATURES**
- Wide Variety of Sizes
  - Non-Directional Pattern
  - 1.25" Lug Height
  - Strong 6-Ply Carcass



**MOTOVATOR**  
ALL-TERRAIN

**SIZE**  
27-9.5x14  
28-9.5x14  
30-9.5x14  
30-9.5x15  
30-9.5x16  
32-9.5x14  
32-9.5x15  
32-9.5x16

- FEATURES**
- Deep Rim Protector
  - Steel Belted Radial
  - Aggressive Shoulder Lugs
  - Tight Non-Directional Pattern



**SANDSLINGER**  
SAND

**SIZE**  
27-10x14 (Front)  
27-13x14 (Rear)  
29-11x14 (Front)  
29-14x14 (Rear)

- FEATURES**
- 10mm Front Rib Height
  - Maximum Flotation 4 Ply
  - 22mm Paddle Height on 27"
  - 25mm Paddle Height on 29"



**MOTOMAX  
LIGHT MUD**

**SIZE**  
27-10x14  
27-12x14

- FEATURES**
- Mud/Water Purge Tread
  - Directional Lug Pattern
  - Deep 1" Lug Depth
  - Rugged 6-Ply Carcass



**MOTOFORCE  
ALL-TERRAIN**

**SIZE**  
24-8x12  
24-10x12  
25-8x12  
25-10x12  
26-8x14  
26-10x14

- FEATURES**
- OEM Replacement Fitments
  - Sidewall Protection Ring
  - 3/4" Lug Height
  - Strong 6-Ply Carcass



**HARD PACK  
PERFORMANCE**  
TIGHT LUGS, SPEED RATED



MOTOHAMMER / HAMMER

MOTOVATOR

MOTOCRAW

FUSION S/T

PRO-RIDER / LO-PRO

**GOLF CART TIRES**

**HAMMER  
GOLF CART**

**SIZE**  
22-9.5x10  
22-9.5x12 \*  
23-9.5x12  
23-9.5x14

- FEATURES**
- Aggressive Shoulder Lugs
  - Sidewall Protection Ring
  - 3/4" All-Terrain Lug Pattern
  - Big Contact Patch = Smooth Ride



**FUSION S/T  
GOLF CART**

**SIZE**  
23-9.5x12R  
205-30x12  
205-30x14

- FEATURES**
- Wide Variety of Sizes
  - Non-Directional Pattern
  - 1/4" Lug Height
  - Turf/Street Tread Pattern



**ALL-TERRAIN  
YEAR ROUND**  
ANY TRAIL, ANY WHERE



MOTOFORCE

MOTOMTC

MOTOMAX

**LO-PRO  
GOLF CART**

**SIZE**  
225-35x12

- FEATURES**
- 1/4" Lug Height
  - Deep Rim Protection
  - Turf Approved Tread
  - Smooth, Quality Ride



**PRO-RIDER  
GOLF CART**

**SIZE**  
205-50x10  
215-50x12  
215-65x10R  
18-8.5x8

- FEATURES**
- 1/4" Lug Height
  - Deep Rim Protection
  - Turf Approved Tread
  - Smooth, Quality Ride



**SPECIALIZED  
ENGINEERED**  
SAND, DEEP MUD



SANDSLINGER (FRONT)

SANDSLINGER (REAR)

MOTOBOSS

**REBEL**  
GOLF CART  
SIZE OFFSET  
12 x 6 -23mm  
14 x 6.5 -23mm



MACHINED MATTE BLACK

**SIXER**  
GOLF CART  
SIZE OFFSET  
12 x 6.5 -20mm  
14 x 6.5 -20mm



MACHINED GLOSS BLACK

**RAGE**  
GOLF CART  
SIZE OFFSET  
12 x 7 -47mm



MACHINED GLOSS BLACK



**DIVOT**  
GOLF CART  
SIZE OFFSET  
8 x 7 0mm



MACHINED GLOSS BLACK

**PRESTIGE**  
GOLF CART  
SIZE OFFSET  
10 x 7 -25mm



MACHINED GLOSS BLACK

**SHIFT**  
GOLF CART  
SIZE OFFSET  
10 x 7 -25mm  
12 x 6.5 -30mm



MACHINED GLOSS BLACK

**FLEX**  
GOLF CART  
SIZE OFFSET  
12 x 6 -23mm  
14 x 6.5 -20mm



GLOSS BLACK

**ILLUSION**  
GOLF CART  
SIZE OFFSET  
10 x 7 -25mm



MACHINED GLOSS BLACK

**AGGRESSOR**  
GOLF CART  
SIZE OFFSET  
12 x 7 -40mm



MACHINED GLOSS BLACK

**BATTLE**  
GOLF CART  
SIZE OFFSET  
12 x 7 -47mm



MATTE BLACK

**RALLYE**  
GOLF CART  
SIZE OFFSET  
12 x 6.5 -20mm



HAND POLISHED

**MSA WHEELS - INTERCHANGEABLE BOLT-ON CENTER CAP**  
EASILY CUSTOMIZE YOUR MSA WHEELS WITH INTERCHANGEABLE COLORED CENTER CAPS AND STARS



**MSA WHEELS - INTERCHANGEABLE CENTER CAP STAR**  
CUSTOMIZE YOUR MSA WHEELS CENTER CAPS WITH ANY OF THE COLORS BELOW



**M30 THROTTLE RINGS**

QUICKLY CHANGE UP THE LOOK OF YOUR M30 THROTTLE WHEELS WITH CUSTOM COLORED RINGS. WHEEL COMES STANDARD WITH MATTE BLACK RING.



5 OPTIONAL COLORS:

**CUSTOM POWDER-COATED BEADLOCK RINGS**

M21 AND M31 BEADLOCK RINGS AVAILABLE IN A VARIETY OF CUSTOM POWDER COATED COLORS - RINGS NOT INTERCHANGEABLE



SPIKE INSTALLATION KITS - BLACK OR CHROME



ADAPTERS AND SPACERS - BILLET ALUMINUM



INSTALLATION KITS - BLACK OR CHROME

**KMC XD ROCKSTAR WHEELS - INTERCHANGEABLE CUSTOM COLORED ACCESSORIES**  
UPGRADE YOUR ROCKSTAR I, ROCKSTAR II AND ROCKSTAR III WHEELS WITH CUSTOM COLORED STARS, FINNS, SPOKES AND RINGS. AVAILABLE COLORS SHOWN BELOW.



**KMC XD ROCKSTAR WHEELS - CUSTOMIZATION OPTIONS**



**KMC XD-PRO TWO-PIECE BOLT ON CAPS**

ALL XD-PRO CAPS COME WITH REVERSIBLE RING, ONE SIDE IN SATIN BLACK AND THE OTHER IN FIRE RED



**CUSTOM POWDER-COATED BEADLOCK RINGS**

XS228 MACHETE BEADLOCK RINGS AVAILABLE IN A VARIETY OF CUSTOM POWDER COATED COLORS





SEMI WHEELS  
**BUILT FOR THE LONG HAUL**  
 ATXWHEELS.COM

AMERICAN RACING  
 ATX SERIES

WE CAN BE REACHED AT 1 (844) 827-6879

**A0400HD** LUG 10  
**BAJA - HEAVY DUTY**  
 SIZE 22.5 x 8.25 22.5 x 12.25  
 22.5 x 9.0 24.5 x 8.25



Designed especially for the hard working vocational market with an unequalled toughness of style and function. Finished in a high gloss black and machined finish with beadlock accents.



8.25 9.0 12.25  
 HIGH GLOSS BLACK MILLED  
**FRONT**

8.25  
 HIGH GLOSS BLACK MILLED  
**REAR**

**A0401** LUG 10  
**OCTANE**  
 SIZE 22.5 x 8.25  
 24.5 x 8.25  
 \*Patent Pending

"D" Windows touch this style off by providing additional venting and unique styling. Available in Satin Black with a unique window machining and a double-sided high luster mirror polished.



SATIN BLACK MILLED  
**FRONT REAR**

DOUBLE SIDED POLISH  
**FRONT REAR**

**A0402** LUG 10  
**INDY**  
 SIZE 22.5 x 8.25  
 24.5 x 8.25  
 \*Patent Pending

Influenced by American Racings original Indy car wheel with the legendary oval windows. Available in Satin Black with special window milling and a double-sided high luster mirror polished.



SATIN BLACK MILLED  
**FRONT REAR**

DOUBLE SIDED POLISH  
**FRONT REAR**

**A0403** LUG 10  
**ROULETTE**  
 SIZE 22.5 x 8.25  
 24.5 x 8.25  
 \*Patent Pending

For the brave it's all in with this style leader. Narrow cut window and machined millings create a very distinctive look. Available in Satin Black with machine milled accents and a double-sided high luster mirror polished.



SATIN BLACK MILLED  
**FRONT REAR**

DOUBLE SIDED POLISH  
**FRONT REAR**

**A0400** LUG 10  
**BAJA**  
 SIZE 22.5 x 8.25  
 22.5 x 9  
 24.5 x 8.25  
 \*Patent Pending

Styled after the legendary and original American Racing wheel the "Baja" is the iconic style that epitomizes custom wheels. Double-sided high luster mirror polished finish is standard



DOUBLE SIDED POLISH  
**FRONT REAR**



**INDUSTRIES FIRST  
 BOLT-ON CENTER CAPS**

SEMI WHEELS @ATXWHEELS  
 136  
 2018 ATXWHEELS.COM

SEMI WHEELS @ATXWHEELS  
 137  
 2018 ATXWHEELS.COM

# READYLIFT<sup>®</sup>

## SUSPENSIONS

Premium Grade Professional Leveling and Lift Solutions



### Customers Agree - These Are The Best Suspension Kits!

ReadyLIFT® Suspension Inc has the most complete line of industry leading Leveling, SST Lift Kits and Big Lift Kits. Most major suspension retailers carry the ReadyLIFT Leveling Product line because their customers demand the Best. ReadyLIFT has a full line of leveling components ranging from **Forged Leveling Torsion Key** complete with shock extensions to strong **Steel Strut and Coil Spring Spacers** as well as machined **Billet Aluminum Strut Spacers**. Our **SST** and **Big Lift Kits** feature industry leading design and manufacturing at an incredible value. Many of which have qualified for FMVSS 126 certification. These systems feature some of the best industry-leading technology to insure you get a complete lift system that retains all of the factory ride and handling qualities. Our F150 and GM1500 Big Lift Kit systems include (RCS) Rack Correction System which allows for the use of OEM wheels and retains the factory turning radius. No cutting the tie rods, no having to run fender flares - these kits retain the factory track width. Manufactured using the highest quality components and materials, you will not find better designed and built suspension systems on the market today. ReadyLIFT GUARANTEES that our products will maintain your OEM ride! All products include a Limited Lifetime Warranty and are manufactured from the strongest materials available for that application.



Available For:

Ford - Chevy - GMC - Dodge - Toyota  
Cadillac - Jeep - Nissan - Honda - Hummer

# RUGGED

## OFF ROAD



### 2018 RUGGED OFF ROAD PRODUCT APPLICATION GUIDE

<b>DODGE RAM 1500 Front Leveling</b>	Front	<b>NISSAN Front Leveling</b>	Front
RG2-100 2006-2018 Ram 1500 (Strut Extension)	2.5"	RG6-100 2004-2016 Nissan Armada 4WD (may require rear coil spacer)	2.0"
RG2-101 2006-2018 Ram 1500 (Strut Extension) 4WD	2.0"	RG6-100 2004-2016 Nissan Titan 4WD	2.0"
RG2-102 1994-2001 Ram 1500 (Coil Spacers) 4WD	2.0"	RG6-101 2004-2016 Nissan Armada 4WD (may require rear coil spacer)	1.5"
RG2-302 2002-2005 Ram 1500 (Key Way) 4WD	2.0"	RG6-101 2004-2016 Nissan Titan 4WD	1.5"
<b>DODGE RAM 1500 Rear Block Kits</b>	Rear	<b>TOYOTA TACOMA Front Leveling</b>	Front
RG2-2001 2002-2008 Ram 1500 (Excludes Mega Cab)	1.0"	RG7-102 1995-2004 Toyota Tacoma 6-LUG	2.0"
RG2-2002 2002-2008 Ram 1500 (Excludes Mega Cab)	2.0"	RG7-103 2005-2018 Toyota Tacoma 6-LUG 2WD	2.25"
RG2-2115 2009-2018 Ram 1500 (Rear Coil Spring Spacer)	1.5"	RG7-106 2005-2018 Toyota Tacoma 6-LUG 4WD	2.25"
<b>DODGE RAM 2500/3500 Front Leveling</b>	Front	<b>TOYOTA TACOMA Rear Block Kits</b>	Rear
RG2-102 1994-2012 Ram 2500/3500 4WD (Coil Spacer)	2.0"	RG7-7001 1995-2018 Toyota Tacoma	1.0"
RG2-103 2013-2018 Ram 2500 4WD (Coil Spacer)	2.0"	RG7-7002 1995-2018 Toyota Tacoma	2.0"
<b>DODGE RAM 2500/3500 Rear Block Kits</b>	Rear	<b>TOYOTA SEQUOIA Front Leveling</b>	Front
RG2-2011 2003-2013 Ram 2500/3500 (Exc Dually & Top Overloads)	1.0"	RG7-100 2001-2007 Toyota Sequoia 2WD(may require rear spacer)	3.0"
RG2-2012 2003-2013 Ram 2500/3500 (Exc Dually & Top Overloads)	2.0"	RG7-101 2001-2007 Toyota Sequoia 2WD(may require rear spacer)	2.5"
RG2-2013 2014-2018 Ram 2500 (Rear Coil Spacer)	1.0"	<b>TOYOTA TUNDRA Front Leveling</b>	Front
RG2-2014 2014-2018 Ram 2500 (Rear Coil Spacer)	1.5"	RG7-100 2000-2006 Toyota Tundra 2WD	3.0"
RG2-2011 2014-2016 Ram 3500	1.0"	RG7-101 2000-2006 Toyota Tundra 4WD	2.5"
RG2-2012 2014-2018 Ram 3500	2.0"	RG7-104 2007-2018 Toyota Tundra 2WD	2.5"
<b>FORD F150 Front leveling</b>	Front	RG7-105 2007-2018 Toyota Tundra 4WD	2.5"
RG5-100 2004-2008 Ford F150 4WD	3.0"	<b>TOYOTA TUNDRA Rear Block Kits</b>	Rear
RG5-100 2009-2014 Ford F150 2WD	3.0"	RG7-7001 2000-2018 Toyota Tundra	1.0"
RG5-101 2004-2008 Ford F150 4WD	2.5"	RG7-7002 2000-2018 Toyota Tundra	2.0"
RG5-101 2009-2014 Ford F150 2WD	2.5"	<b>GM 1500, TAHOE, SUBURBAN, YUKON, YUKON XL, ESCALADE Front</b>	Front
RG5-102 2004-2014 Ford F150 4WD	2.0"	RG9-100 2007-2018 Chevy Silverado / GMC Sierra 1500 (New Body) 6-lug	2.0"
RG5-106 2015-2018 Ford F150 4WD	2.5"	RG9-102 2007-2018 Chevy Silverado / GMC Sierra 1500 (New Body) 6-lug	2.25"
<b>FORD F150 Rear Block Kits</b>	Rear	RG9-300 1988-2008 Chevy Silverado / GMC Sierra 1500 / SUV (Classic)	2.5"
RG5-5001 2004-2018 Ford F150	1.0"	<b>GM 1500, TAHOE, SUBURBAN, YUKON, XL, ESCALADE Rear Block Kits</b>	Rear
RG5-5006 2004-2018 Ford F150 4WD	3.0"	RG9-9003 1999-2018 Chevy Silverado / GMC Sierra 1500	1.0"
RG5-5007 2004-2018 Ford F150	4.0"	RG9-9004 1999-2018 Chevy Silverado / GMC Sierra 1500	3.0"
RG5-5008 2004-2018 Ford F150	5.0"	RG9-9006 1988-1998 Chevy Silverado / GMC Sierra 1500	2.0"
RG5-5009 2004-2018 Ford F150 2WD	1.5"	RG9-9007 1988-1998 Chevy Silverado / GMC Sierra 1500	1.0"
<b>FORD SUPER DUTY Front Leveling</b>	Front	<b>GM 2500, 3500 Front Leveling</b>	Front
RG5-104 2005-2018 Ford F250 4WD	1.5"	RG9-301 2000-2010 1500HD/2500-3500HD /SUV 2500/H2 - 8Lug	2.5"
RG5-105 2005-2010 Ford F250/350/450/550 4WD	2.5"	RG9-302 2011-2018 Chevy Silverado / GMC Sierra 2500HD/3500HD	2.25"
RG5-107 2011-2018 Ford F250/350/450/550 4WD	2.5"	<b>GM 2500, 3500 Rear Block Kits</b>	Rear
<b>FORD F250/F350/F450 SUPER DUTY Rear Block Kits</b>	Rear	RG9-9005 2011-2018 Chevy Silverado / GMC Sierra 2500/3500HD	2.0"
RG5-5002 1999-2010 Ford Super Duty (Flat Block, 2 Piece Drive Shaft)	4.0"	RG9-9008 2011-2016 Chevy Silverado / GMC Sierra 3500HD DRW	1.0"
RG5-5003 1999-2010 Ford Super Duty (Taper Block, 1 Piece Drive Shaft)	4.0"	<b>GM COLORADO, CANYON Front Leveling</b>	Front
RG5-5004 1999-2010 Ford Super Duty (Taper Block, 1 Piece Drive Shaft)	5.0"	RG9-101 2015-2018 Chevy Colorado / GMC Canyon	1.25"
RG5-5005 1999-2010 Ford Super Duty (2 Piece Drive Shaft)	5.0"	RG9-104 2015-2018 Chevy Colorado / GMC Canyon	2.0"
RG5-5010 2011-2016 Ford Super Duty (Flat Block, 2 Piece Drive Shaft)	4.0"	<b>JEOP JK Front Leveling</b>	Front
RG5-5011 2011-2016 Ford Super Duty (Flat Block, 2 Piece Drive Shaft)	5.0"	RG3-100 2007-2018 Jeep JK Wrangler and Wrangler Unlimited	1.5"
RG5-5012 2011-2016 Ford Super Duty (Taper Block, 1 Piece Drive Shaft)	4.0"	<b>JEOP JK Front/Rear Lift Kit</b>	Front Rear
RG5-5013 2011-2016 Ford Super Duty (Flat Block, 2 Pc Drv Sft, Dually)	5.0"	RG3-102 2007-2018 Jeep JK Wrangler and Wrangler Unlimited	2.5" 2.0"
RG5-5014 2011-2016 Ford Super Duty (Taper Block, 1 Pc Drv Sft, 16.5" ub)	5.0"		

# IT'S IN OUR DNA

NITTO



**RIDGE GRAPPLER**

Learn more at [Nittotire.com](http://Nittotire.com)

©2017 Nitto Tire U.S.A Inc.

NITTO



**RIDGE GRAPPLER**  
SIZES

17 | 18 | 20 | 22



**TERRA GRAPPLER**  
SIZES

16 | 17 | 18 | 22 | 24



**G2 TERRA GRAPPLER**  
SIZES

17 | 18 | 20 | 22



**EXO GRAPPLER**  
SIZES

17 | 18 | 20



**TRAIL GRAPPLER**  
SIZES

15 | 16 | 17 | 18 | 20 | 22 | 24



**MUD GRAPPLER**  
SIZES

15 | 16 | 17 | 18 | 20 | 22



**DURA GRAPPLER**  
SIZES

16 | 17 | 18 | 20 | 22



**DUNE GRAPPLER**  
SIZES

17 | 18 | 20



**NT420S**  
SIZES

16 | 17 | 18 | 20 | 22 | 24



**NT 421Q**  
SIZES

17 | 18 | 19 | 20 | 22



**MOTIVO**  
SIZES

17 | 18 | 19 | 20



**NT555 EXTREME ZR**  
SIZES

17 | 18 | 19 | 20 | 22



**NEO GEN**  
SIZES

15 | 16 | 17 | 18 | 19 | 20 | 22



**NT555R**  
SIZES

15 | 16 | 17 | 18 | 20



**NT05R**  
SIZES

17 | 18 | 19 | 20



**NT INVO**  
SIZES

17 | 18 | 19 | 20 | 22 | 24



**NT-05**  
SIZES

17 | 18 | 19 | 20



**NT-01**  
SIZES

14 | 15 | 16 | 17 | 18 | 20



**NT555 G2**  
SIZES

17 | 18 | 19 | 20

NITTO TIRES @NITTOTIRE

141

2018 NITTOTIRE.COM





WILDPEAK AT3W

WILDPEAK M/T

WILDPEAK H/T

ZIEX ZE950 A/S

SIZES

15 | 16 | 17 | 18 | 20

SIZES

15 | 16 | 17 | 18 | 20

SIZES

15 | 16 | 17 | 18 | 19 | 20

SIZES

15 | 16 | 17 | 18 | 19 | 20



ZIEX S/TZ05

AZENIS FK453

AZENIS FK450 A/S

SIZES

16 | 17 | 18 | 19 | 20  
22 | 24

SIZES

17 | 18 | 19 | 20 | 22

SIZES

16 | 17 | 18 | 19 | 20



AT4000

ST5000

FP7000

FP8000

SIZES

15 | 16 | 17 | 18 | 20

SIZES

15 | 16 | 17 | 18 | 20 | 22  
24 | 26

SIZES

14 | 15 | 16 | 17 | 18 | 19

SIZES

18 | 19 | 20 | 22

BACKSPACING

	3.25	3.5	3.75	4.0	4.25	4.5	4.75	5.0	5.25	5.5	5.75	6.0	6.25	6.50	6.75	7.0	7.25	7.5	7.75	8.0	
5.0	6	12	19	25	32	38	44	51	57	63	69	76									
5.5	0	6	12	19	25	32	38	44	51	57	63	69	76								
6.0	-6	0	6	12	19	25	32	38	44	51	57	63	69	76							
6.5	-12	-6	0	6	12	19	25	32	38	44	51	57	63	69	76						
7.0	-19	-12	-6	0	6	12	19	25	32	38	44	51	57	63	69	76					
7.5	-25	-19	-12	-6	0	6	12	19	25	32	38	44	51	57	63	69	76				
8.0	-32	-25	-19	-12	-6	0	6	12	19	25	32	38	44	51	57	63	69	76			
8.5	-38	-32	-25	-19	-12	-6	0	6	12	19	25	32	38	44	51	57	63	69	76		
9.0	-44	-38	-32	-25	-19	-12	-6	0	6	12	19	25	32	38	44	51	57	63	69	76	
9.5	-51	-44	-38	-32	-25	-19	-12	-6	0	6	12	19	25	32	38	44	51	57	63	69	76
10.0	-57	-51	-44	-38	-32	-25	-19	-12	-6	0	6	12	19	25	32	38	44	51	57	63	69
10.5	-63	-57	-51	-44	-38	-32	-25	-19	-12	-6	0	6	12	19	25	32	38	44	51	57	63
11.0	-69	-63	-57	-51	-44	-38	-32	-25	-19	-12	-6	0	6	12	19	25	32	38	44	51	57
11.5	-76	-69	-63	-57	-51	-44	-38	-32	-25	-19	-12	-6	0	6	12	19	25	32	38	44	51
12.0	-83	-76	-69	-63	-57	-51	-44	-38	-32	-25	-19	-12	-6	0	6	12	19	25	32	38	44

OFFSET  
CONVERSION  
TABLE

WILDPEAK M/T

DESTINATION ANYWHERE

In the pursuit to build a race-winning and extreme condition capable off-road tire, Falken developed and tested the WILDPEAK M/T in some of the most punishing off-road competitions. Thousands of miles traveled through torturous terrain during its development helps to ensure the M/T can handle serious abuse and continue to deliver.



MAXIMUM OFF-ROAD TRACTION BUILT FOR THE TOUGHEST TERRAIN

The rugged WILDPEAK M/T is built to get you there and back whether you're on the pavement, mud, snow or rocks. The M/T features Falken's proprietary three-ply DURASPEC™ Sidewall Technology with two high ply turn-ups that provide an additional layer of protection and durability.

25 TIRE SIZES | 15" - 20" RIM DIAMETERS





**SS17-144**

Pro+ Programming/  
Scan Tool



**SS17-144-2**

OBDII Module for  
Smart Sensor Pro+



**SS17-43011**

315MHz Smart Sensors  
Snap-In (Green)

**SS17-43012**

433MHz Smart Sensors  
Snap-In (Brown)



**SS17-43013**

315MHz  
Smart Sensors (Green)

**SS17-43014**

433MHz  
Smart Sensors (Brown)



**SS17-43016**

Replacement Snap-In Valve for 43011/17-43012



**SS17-43017**

Gloss Black Replacement Valve for 17-43013/14



**SS17-43018**

Matte Black Replacement Valve for 17-43013/14



**SS17-43019**

Aluminum Replacement Valve for 17-43013/14



**SS17-43020**

Polished Chrome Replacement Valve for 17-43013/14

### SMART SENSOR KITS

**SS17-43001**

Smart Sensor Kit  
w/ Clamp-In Sensors

1- Programming Tool  
4- 315MHz Sensors  
4- 433MHz Sensors

**SS17-43002**

Smart Sensor Kit  
w/ Clamp-In Sensors

1- Programming Tool  
22- 315MHz Sensors  
8- 433MHz Sensors

**SS17-43006**

Smart Sensor Kit  
w/ Snap-In Sensors

1- Programming Tool  
4- 315MHz Sensors  
4- 433MHz Sensors

### THE SMART TPMS SOLUTION

- Snap-in and Clamp-in Sensors available.
- Pro+Tool is also an Activation/ Wake-up Tool.
- Easy to learn and use
- Program or Copy a sensor, using the Pro+Tool in just seconds.
- Smart Sensors can be triggered by the other TPMS tools.

**ONLY 2 SENSORS TO SERVICE 90% OF VEHICLE APPLICATIONS!**

**OBDII MODULE NOW AVAILABLE**  
Re-learn Asian Vehicles! Lifetime FREE Updates!

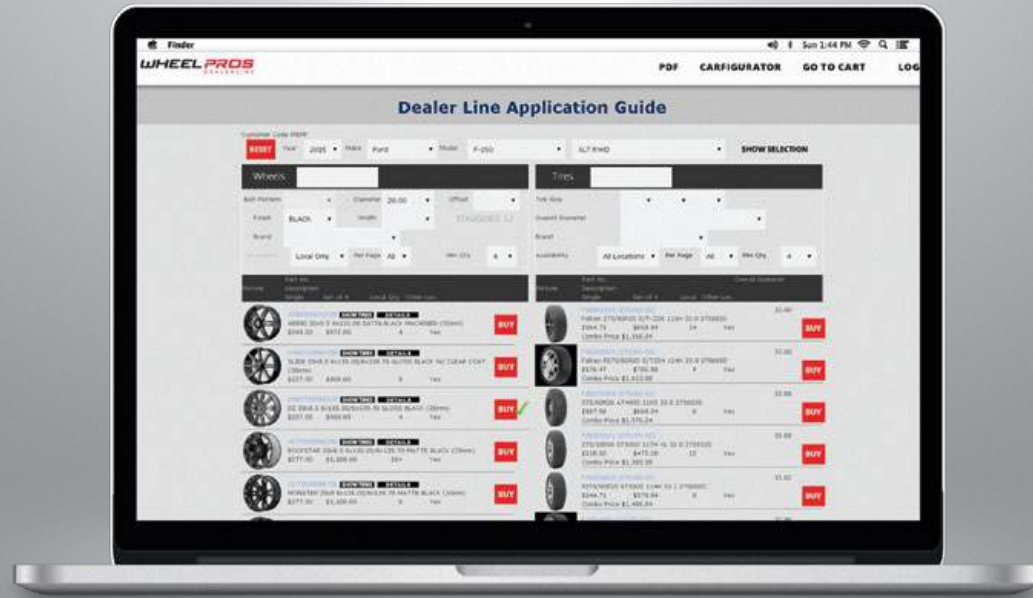
**APPLICATION COVERAGE INCLUDES**  
95% GM, Ford and Chrysler, 85% Imports  
Honda, Toyota, BMW, Mercedes, Volkswagen and many others.



OR



**FULL LINE OF PERFORMANCE  
SUSPENSION NOW AVAILABLE  
FROM WHEEL PROS**



## WHY SIGN UP FOR DEALERLINE? ORDERING WHEELS AND TIRES MADE EASY

### PLACE ORDERS DIRECTLY

Process orders directly into Wheel Pros' system, no faxes to send, no phone calls to make.

### VIRTUAL STAFF

Virtual staff with Dealerline. Its like adding a Wheel Pros' employee to your staff saving time and money

### CHECK INVENTORY

Check order history, real time inventory information and track your shipments.

### SELL PRODUCT

Sell wheels and tires faster with greater confidence.

### 24/7 ONLINE ACCESS

Around the clock access to Fitment information, inventory status and direct ordering.

### ORDER PRODUCT

Order wheels and tires faster with greater confidence.

# DEALERLINE.WHEELPROS.COM



## DISTRIBUTION

### ATLANTA

Phone: 770-209-9555  
Toll Free: 800-959-1969  
Fax: 770-209-9211

### JACKSONVILLE

Phone: 904-425-9560  
Toll Free: 800-959-1969  
Fax: 904-425-9624

### PHOENIX

Phone: 602-252-9822  
Toll Free: 800-959-1969  
Fax: 602-252-9821

### BALTIMORE

Phone: 443.842.5400  
Toll Free: 800-959-1969  
Fax: 443.842.5401

### KANSAS CITY

Phone: 913-384-0020  
Toll Free: 800-959-1969  
Fax: 913-384-1592

### PORTLAND

Phone: 971-803-6795  
Toll Free: 800-959-1969  
Fax Number: 971-803-6788

### CALIFORNIA (NORTHERN)

Phone: 209-830-8976  
Toll Free: 800-959-1969  
Fax: 209-839-9857

### LOS ANGELES

Phone: 657-239-2002  
Toll Free: 800-959-1969  
Fax: 657-239-2003

### RICHMOND

Phone: 804-228-2401  
Toll Free: 800-959-1969  
Fax: 804-228-2407

### CHARLOTTE

Phone: 704-398-1500  
Toll Free: 800-959-1969  
Fax: 704-398-1400

### MANCHESTER

Phone: 860-288-1060  
Toll Free: 800-959-1969  
Fax: 860-288-1071

### RIVERSIDE

Phone: 951-547-2529  
Toll Free: 800-959-1969  
Fax: 951-808-5563

### CHICAGO

Phone: 847-622-8100  
Toll Free: 800-959-1969  
Fax: 847-289-7879

### MIAMI

Phone: 954-981-8788  
Toll Free: 800-959-1969  
Fax: 954-981-8748

### SALT LAKE CITY

Phone: 801-952-0645  
Toll Free: 800-959-1969  
Fax: 801-952-0650

### CINCINNATI

Phone: 513-772-1209  
Toll Free: 800-959-1969  
Fax: 513-772-2563

### MINNEAPOLIS

Phone: 952-460-3860  
Toll Free: 800-959-1969  
Fax: 952-460-3865

### SAN ANTONIO

Phone: 210-212-0516  
Toll Free: 800-959-1969  
Fax: 210-222-0534

### CLEVELAND

Phone: 216-749-4200  
Toll Free: 800-959-1969  
Fax: 216-749-4205

### NASHVILLE

Phone: 615-262-3797  
Toll Free: 800-959-1969  
Fax: 615-262-3788

### SEATTLE

Phone: 253-231-7410  
Toll Free: 800-959-1969  
Fax: 253-231-7411

### DALLAS

Phone: 972-623-3232  
Toll Free: 800-959-1969  
Fax: 972-623-3334

### NEW JERSEY

Phone: 609-655-0448  
Toll Free: 800-959-1969  
Fax: 609-655-3114

### INTERNATIONAL

Phone: 562-376-9999  
Fax: 562-802-2411

### DENVER

Phone: 303-298-0633  
Toll Free: 800-959-1969  
Fax: 303-298-0638

### NEW ORLEANS

Phone: 504-471-0907  
Toll Free: 800-959-1969  
Fax: 504-471-0630

### AUSTRALIA

Phone: +61 7 3151-4200  
Toll Free: +61 1 800-835484  
Fax: +61 7 3151-4201

### DETROIT

Phone: 248-617-1990  
Toll Free: 800-959-1969  
Fax: 248-617-1991

### OKLAHOMA CITY

Phone: 405-684-9565  
Toll Free: 800-959-1969  
Fax: 405-684-9587

### TORONTO (CANADA)

Phone: 289-401-3400  
Toll Free: 800-959-1969  
Fax: 289-401-3403

### HOUSTON

Phone: 713-957-9011  
Toll Free: 800-959-1969  
Fax: 713-956-2477

### ORLANDO

Phone: 407-438-7727  
Toll Free: 800-959-1969  
Fax: 407-438-7919

### VANCOUVER (CANADA)

Phone: 604-546-0570  
Toll Free: 800-959-1969  
Fax: 604-546-0571

For more information and fitments visit us at [www.wheelpros.com](http://www.wheelpros.com) or call us at 800.959.1969

