

# How to Create Your Donor Account with Neon CRM

Please review this step-by-step guide for you convenience!





## Account Login

Login Name:

Password: [Forgot Password?](#)

Remember me for 2 weeks.


LOG IN

-----  
[Create an account](#)



Or, sign in with

 Sign in with Facebook

 Sign in with Twitter

1. Use this Link to Access the Login Page:

<https://centralpalgbtcenter.z2systems.com/np/clients/centralpalgbtcenter/login.jsp>

2. Select "Create New Account"

## Registration

First Name: \*

Last Name: \*

Email: \*

Phone: \*

Address: \*

City: \*

State: \*

Zip: \*

CREATE NEW ORGANIZATION

3. Fill Out the Information on this Form

4. Create a Login Name and Password  
Pick something that is easy to remember for future reference

If you would like to manage your NeonCRM account (i.e., view and print donation history, update profile, etc.), please create a login name and password below. Your password must be at least eight characters long and contain at least one number.

Create a Login Name: \*

Password: \*

Retype Password: \*

SUBMIT

5. Double Check Your Information; Select "Submit"



Once you have submitted successfully,  
you will be redirected here-

6. Click the Link 

Thank you for submitting your information!

We have created an account for you. You can log into our system using the following information:

**Login Link:**

<https://centralpalgbtcenter.z2systems.com/np/clients/centralpalgbtcenter/login.jsp>

**Login:**

dreiceja

**Password:**

\*\*\*\*\*

(Note the length of this encrypted password may not be accurate.)



## Account Login

Login Name:


Password: [Forgot Password?](#)


Remember me for 2 weeks.

LOG IN

-----  
[Create an account](#)

Or, sign in with

 Sign in with Facebook

 Sign in with Twitter



The link takes you back to the original login page. Here you will use your newly created Login Name and Password to sign into your account

7. Login Here

You will be directed here, where you can select several options from the drop down box

“**Volunteer**” will show you current volunteer opportunities, and it will allow you to sign up for volunteer events

“**My Donation**” allows you to make a single or recurring donation

“**Update my Profile**” allows you to edit your personal information (email, mailing address, name, etc.)

“**Current Events**” will allow you to register for upcoming events

“**Setup My Login**” allows you to change your login information

“**My Registered Event**” will redirect you to your registered event information

“**Manage My Addresses**” allows you to change your primary mailing address information

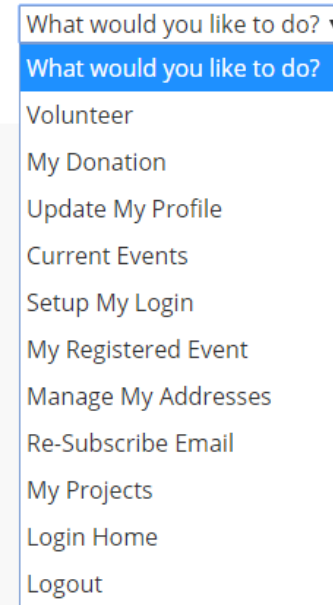
“**Re-Subscribe Email**” will allow you to edit your email address

“**My Projects**” will show you the volunteer projects you have applied to help with

Navigating your account after this point is quite easy! However, if you should have any issues or if you should need guidance you can reach out us at [info@centralpalgbtcenter.org](mailto:info@centralpalgbtcenter.org)



289)



Thank you for your generosity! Your donations will help us to continue our important work!

@lgbtcentralpa

